


Parts Catalog

Mazda RX-7
U.S.A.
'94



F0333 • 300001-310000

built by littlecat

MAZDA

© 1995 Mazda Motor Corporation

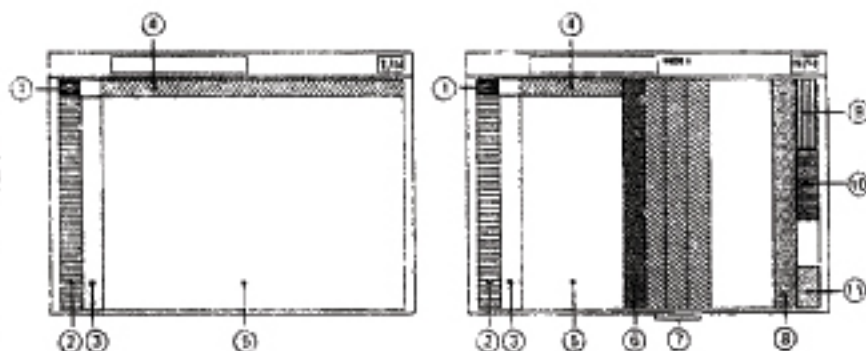
Apr. '95 (FINAL)

Catalog No. AU-FA05-03

built by littlecat
www.rotaryrefs.net

LAYOUT OF CONTENTS / DISPOSITION TYPOGRAPHIQUE DE CONTENU / DISPOSICION DEL CONTENIDO / ANORDNUNG DES INHALTS


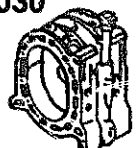

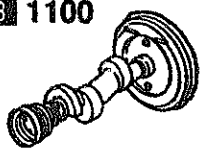


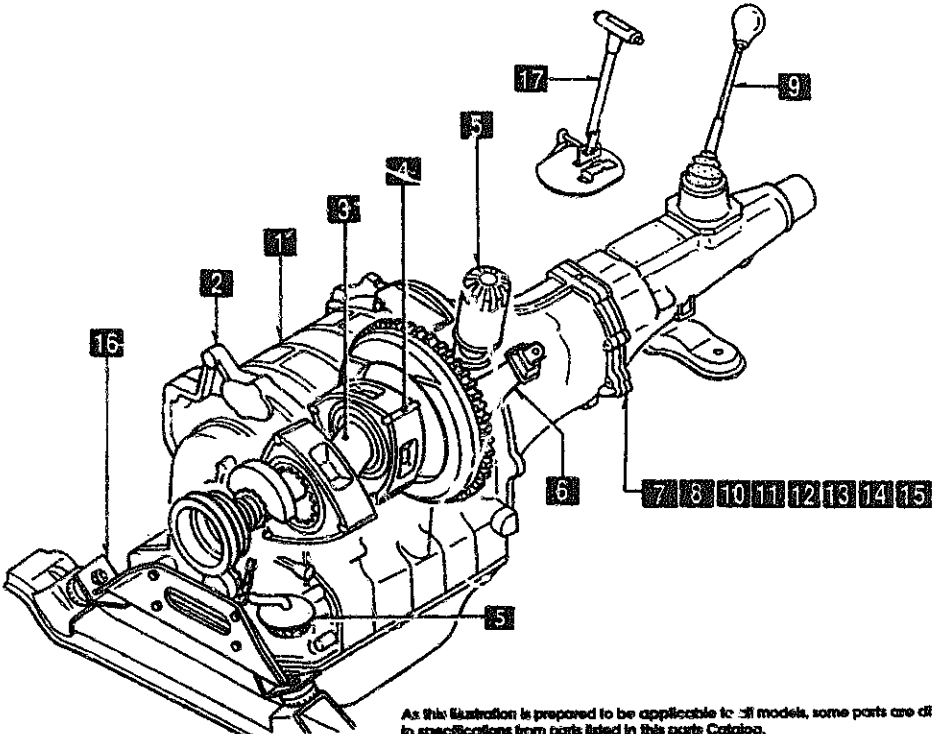
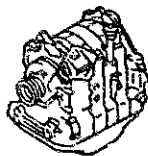
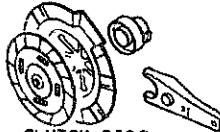

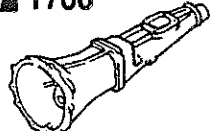
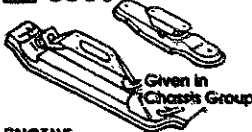
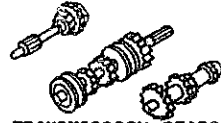
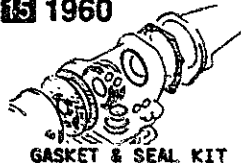
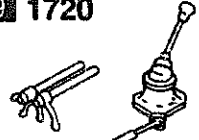

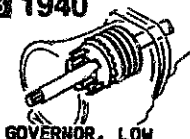



- The following is a typical example of the layout of contents on Mazda microfiche parts catalog
- Voici un exemple typique de la disposition typographique de contenu dans les microfiches de catalogue des pièces de Mazda.
- El siguiente es un ejemplo típico de la disposición del contenido en una microficha del catálogo de repuestos de Mazda.
- Folgendes ist ein typisches Beispiel der Inhaltsanordnung des Mazda-Mikrofiche-Teilekatalogs.








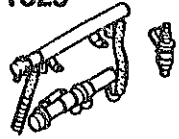
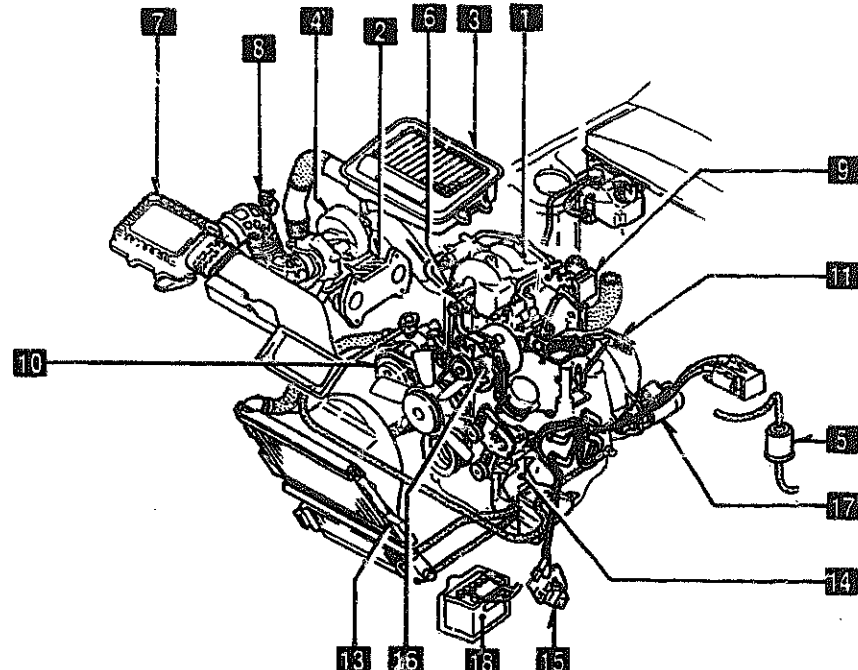

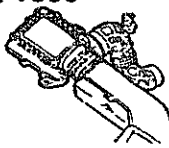









Remark : The items listed under ④ have been deleted from each fiche since Dec. '93

- | | | |
|--|---|--|
| ① • Layout of contents
• Disposition Typographique de Contenu
• Disposición del contenido
• Anordnung des Inhalts | ② • Pictorial Index
• Index par Schémas
• Índice Gráfico
• Illustrierte Index | ③ • Master Section No. Index
• Index des Numéros des Sections Totale
• Índice del Número de la Sección Maestra
• Hauptabschnittsnummern-Index |
| ④ • Section No. Index for the Column
• Index des Numéros des Sections pour les Colonnes
• N° de la Sección para el Índice
• Abschnittsnummer-Index für die Spalte | ⑤ • Illustration & Text
• Illustrations et Textes
• Ilustración y Texto
• Abbildung und Text | ⑥ • Part No. Index
• Index des Numéros des Pièces
• Índice del N° de Pieza
• Teile-Nr.-Index |
| ⑦ • Alphabetical Index
• Index Alphabétique
• Índice Alfabético
• Alphabetischer Index | ⑧ • Model Identification
• Identification des Modèles
• Identificación del Modelo
• Modell-Kennzeichnung | ⑨ • Vehicle Identification System
• Système d'identification de Véhicule
• Sistema de Identificación de Vehículo
• Fahrzeug-Identifikationssystem |









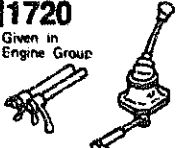
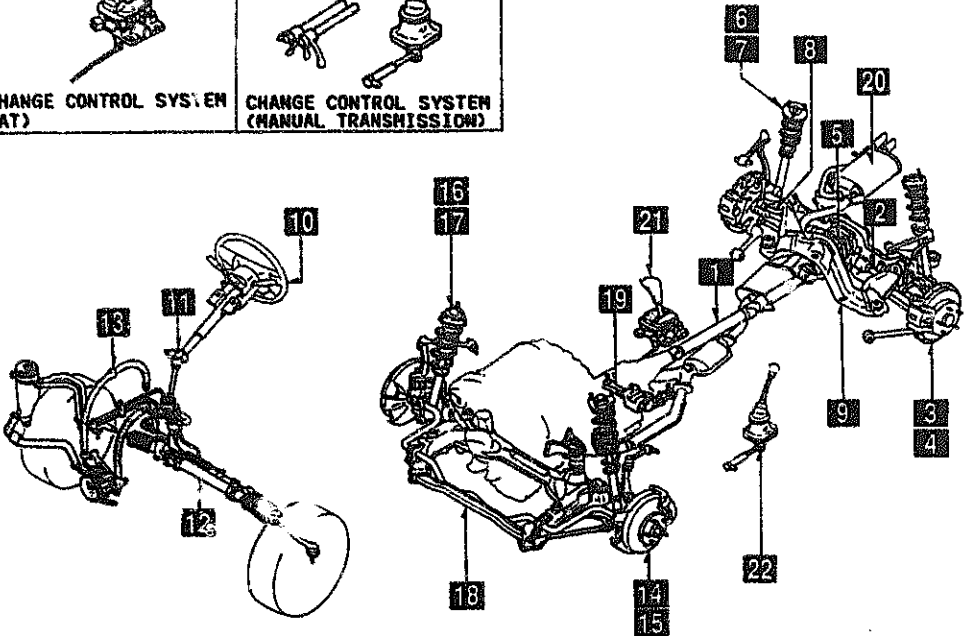

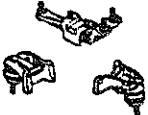



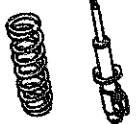




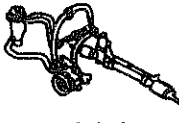


PICTORIAL INDEX

<p>1000</p>  <p style="text-align: center;">ROTOR HOUSINGS</p>	<p>1 1030</p>  <p style="text-align: center;">ROTOR HOUSINGS</p>	<p>2 1040</p>  <p style="text-align: center;">OIL PAN, FRONT & REAR HOUSING</p>	<p>3 1100</p>  <p style="text-align: center;">ECCENTRIC SHAFT & FLYWHEEL</p>	<p>4 1110</p>  <p style="text-align: center;">ROTORS & RELATED PARTS</p>	<p>5 1400</p>  <p style="text-align: center;">OIL PUMP & FILTER</p>
<h3 style="margin: 0;">ENGINE (1/2)</h3>  <p style="font-size: small; text-align: center;">As this illustration is prepared to be applicable to all models, some parts are different in specifications from parts listed in this parts Catalog.</p>					
<p>1000</p>  <p style="text-align: center;">ENGINE & GASKET SETS</p>					<p>6 1600</p>  <p style="text-align: center;">CLUTCH DISC & COVER (MANUAL)</p>
<p>17 4600</p> <p style="font-size: x-small;">Given in Chassis Group</p>  <p style="text-align: center;">CHANGE CONTROL SYSTEM (AT)</p>					<p>7 1700</p>  <p style="text-align: center;">TRANSMISSION CASE (MANUAL)</p>
<p>16 3900</p> <p style="font-size: x-small;">Given in Chassis Group</p>  <p style="text-align: center;">ENGINE & TRANSMISSION MOUNTINGS</p>					<p>8 1710</p>  <p style="text-align: center;">TRANSMISSION GEARS (MANUAL)</p>
<p>15 1960</p>  <p style="text-align: center;">GASKET & SEAL KIT (AUTOMATIC)</p>					<p>9 1720</p>  <p style="text-align: center;">CHANGE CONTROL SYSTEM (MANUAL)</p>
<p>14 1950</p>  <p style="text-align: center;">MANUAL LINKAGE SYSTEM (AUTOMATIC)</p>	<p>13 1940</p>  <p style="text-align: center;">GOVERNOR, LOW & REVERSE PISTON (AUTOMATIC)</p>	<p>12 1930</p>  <p style="text-align: center;">CLUTCHES & PLANETARY GEARS (AUTOMATIC)</p>	<p>11 1920 & 1925</p>  <p style="text-align: center;">TRANSMISSION CASE & MAIN CONTROL SYSTEM (AUTOMATIC)</p>	<p>10 1910</p>  <p style="text-align: center;">TORQUE CONVERTER, OIL PUMP & PIPINGS (AUTOMATIC)</p>	

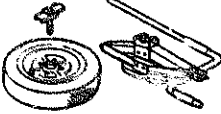



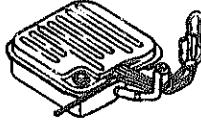
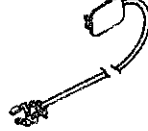
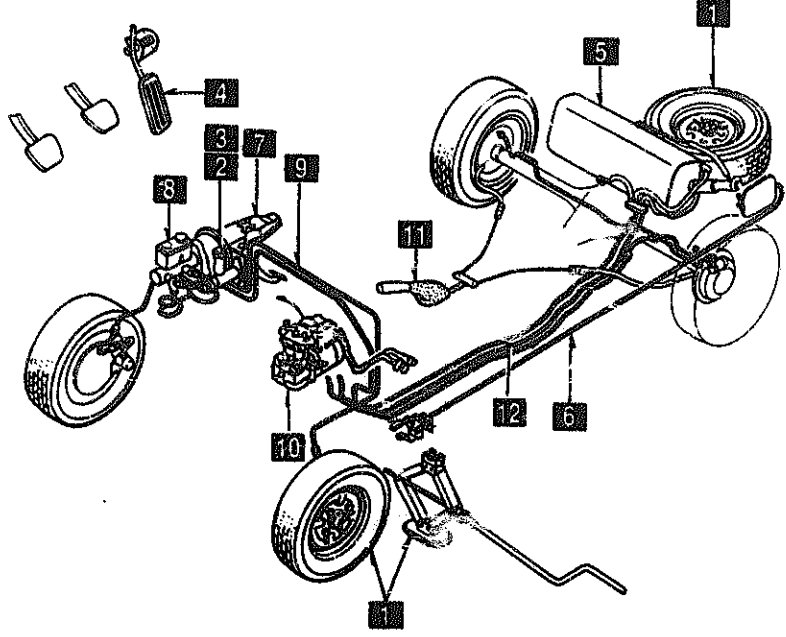
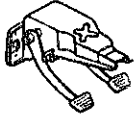



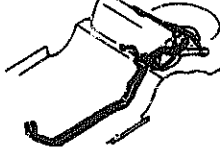

PICTORIAL INDEX

1 1300  INLET MANIFOLD	2 1310  EXHAUST MANIFOLD	3 1311  INTER COOLER	4 1312  TURBO CHARGER	5 1320  FUEL SYSTEM	6 1325  FUEL DISTRIBUTOR
<h3 style="margin: 0;">ENGINE (2/2)</h3>  <p style="font-size: small; text-align: center;">As this illustration is prepared to be applicable to all models, some parts are different in specifications from parts listed in this parts Catalog.</p>					
18 1850  BATTERY					7 1330  AIR CLEANER
17 1840  STARTER					8 1313  TWIN TURBO AIR INTAKE SYSTEM
16 1330  ALTERNATOR					9 1364  THROTTLE BODY
					10 1371  AIR PUMP & AIR CONTROL VALVE
15 1800  ENGINE ELECTRICAL SYSTEM	14 1580  BRACKET, PULLEY & BELT	13 1500  COOLING SYSTEM			
11 1380  EMISSION CONTROL SYSTEM					

PICTORIAL INDEX


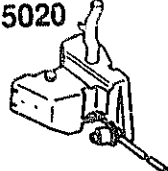

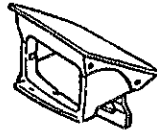

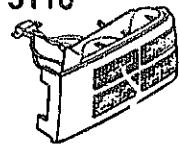

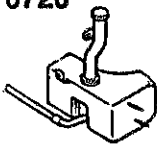
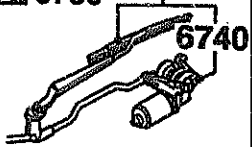
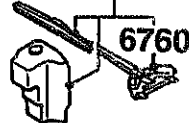
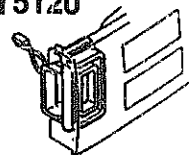

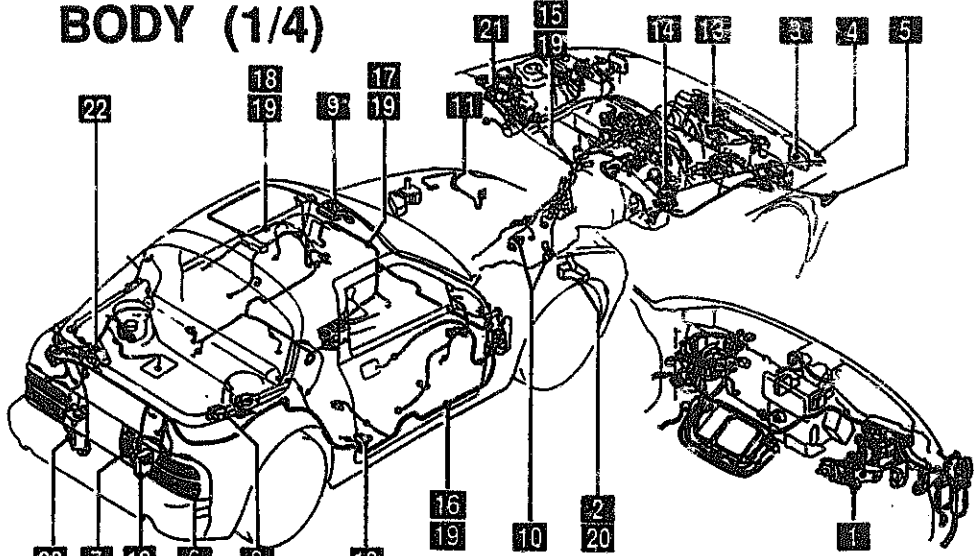
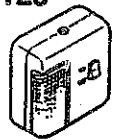






1 2505  REAR PROPELLER SHAFT	2 2550  REAR DRIVE SHAFT	3 2600  REAR AXLE	4 2610  REAR BRAKE MECHANISMS	5 2710  REAR DIFFERENTIALS	6 2800  REAR SUSPENSION MECHANISMS
20 4000  EXHAUST SYSTEM	21 4600  CHANGE CONTROL SYS'EN (AT)	22 1720 Given in Engine Group  CHANGE CONTROL SYSTEM (MANUAL TRANSMISSION)	<h2 style="margin: 0;">CHASSIS (1/2)</h2> 		7 2801  REAR SPRING & DAMPER
19 3900  ENGINE & T/MISSION MOUNTINGS	(This area contains the large chassis diagram with callouts 1-22.)			8 2810  REAR STABILIZER	
13 3410  CROSSMEMBER & STABILIZER				9 2830  REAR LOWER ARMS & SUB FRAME	
17 3401  FRONT SPRING & DAMPER				10 3200  STEERING WHEEL	
As this illustration is prepared to be applicable to all models, some parts are different in specifications from parts listed in this parts catalog.					
16 3400  FRONT SUSPENSION MECHANISMS	15 3310  FRONT BRAKE MECHANISMS	14 3300  FRONT AXLE	13 3240  POWER STEERING SYSTEM (FRONT)	12 3220  STEERING GEAR	11 3210  STEERING COLUMN & SHAFTS

PICTORIAL INDEX










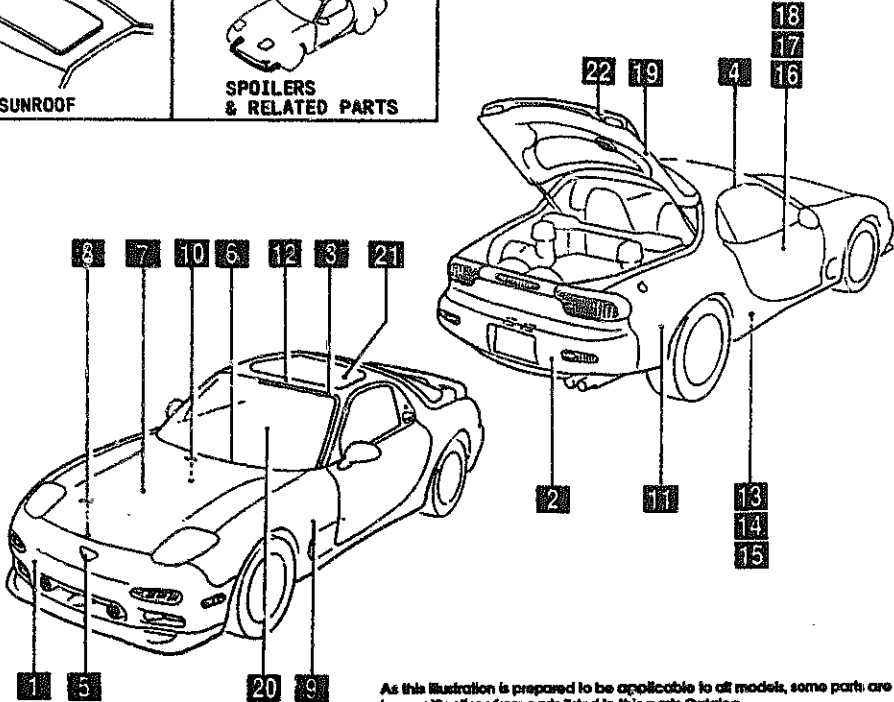
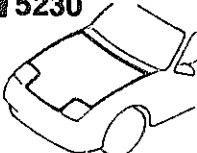

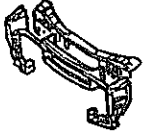

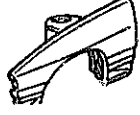








1 3700  TIRES & JACK	2 4140  CLUTCH RELEASE & MASTER CYLINDERS	3 4145  CLUTCH PIPINGS	4 4160  ACCELERATOR CONTROL SYSTEM	5 4200  FUEL TANK	6 4210  FUEL LID OPENER
<h3 style="margin: 0;">CHASSIS (2/2)</h3> 					
					7 4300  CLUTCH & BRAKE PEDALS
					8 4340  BRAKE MASTER CYLINDER & POWER BRAKE
					9 4360  BRAKE PIPINGS
					10 4370  ANTILOCK BRAKE SYSTEM
				12 4500  FUEL PIPINGS	11 4400  PARKING BRAKE SYSTEM

As this illustration is prepared to be applicable to all models, some parts are different in specifications from parts listed in this parts Catalog.

PICTORIAL INDEX

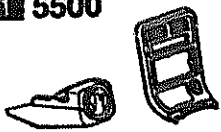



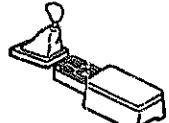




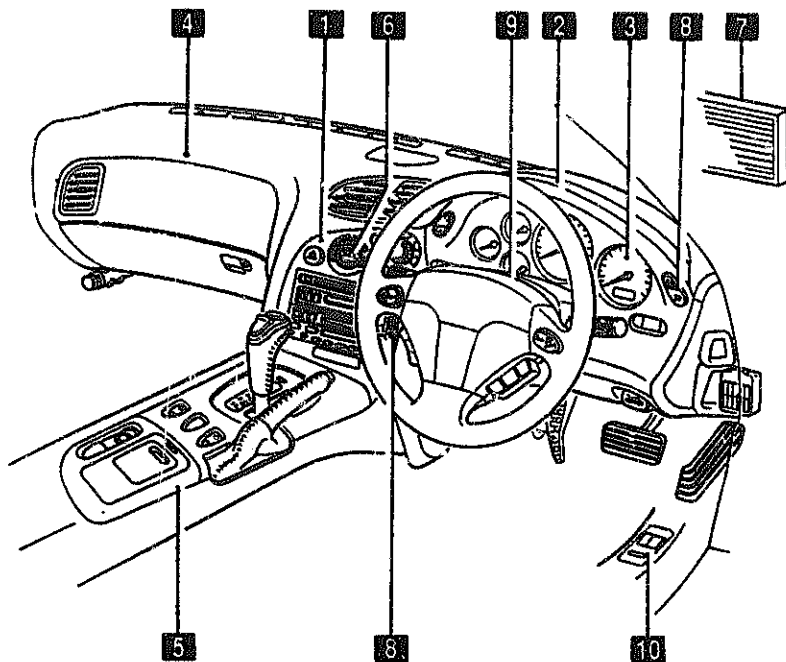






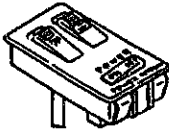
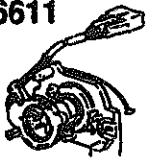
<p>1 0900</p>  <p>KEY SETS</p>	<p>2 5020</p>  <p>HEAD LAMP CLEANER</p>	<p>3 5100</p>  <p>HEAD LAMPS</p>	<p>4 5103</p>  <p>HEAD LAMP RETRACTORS</p>	<p>5 5105</p>  <p>FRONT COMBINATION LAMPS</p>	<p>6 5110</p>  <p>REAR COMBINATION LAMPS</p>
<p>19 6704</p>  <p>WIRING HARNESS CLAMPS</p>	<p>20 6720</p>  <p>WINDSHIELD WASHER</p>	<p>21 6730</p>  <p>WINDSHIELD WIPERS</p>	<p>22 6750</p>  <p>WINDOW WIPER & WASHER (REAR)</p>	<p>7 5120</p>  <p>LICENSE LAMPS</p>	
<p>18 6703</p>  <p>WIRING HARNESSSES (DOOR, FLOOR/CEILING)</p>	<p>BODY (1/4)</p>  <p style="font-size: small; text-align: center;">As this illustration is prepared to be applicable to all models, some parts are different in specifications from parts listed in this parts Catalog.</p>				<p>8 5125</p>  <p>INTERIOR LAMPS</p>
<p>17 6702</p>  <p>WIRING HARNESSSES (DASHBOARD)</p>					<p>9 5130</p>  <p>OVERHEAD CONSOLE</p>
<p>16 6700</p>  <p>WIRING HARNESSSES (FRONT & REAR)</p>					<p>10 6600</p>  <p>SWITCHES & RELAYS (ENGINE)</p>
<p>15 6701</p>  <p>WIRING HARNESSSES (ENGINE & T/MISSION)</p>					<p>14 6640</p>  <p>AUTO CRUISE CONTROL SYSTEM</p>

PICTORIAL INDEX





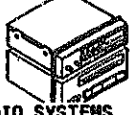

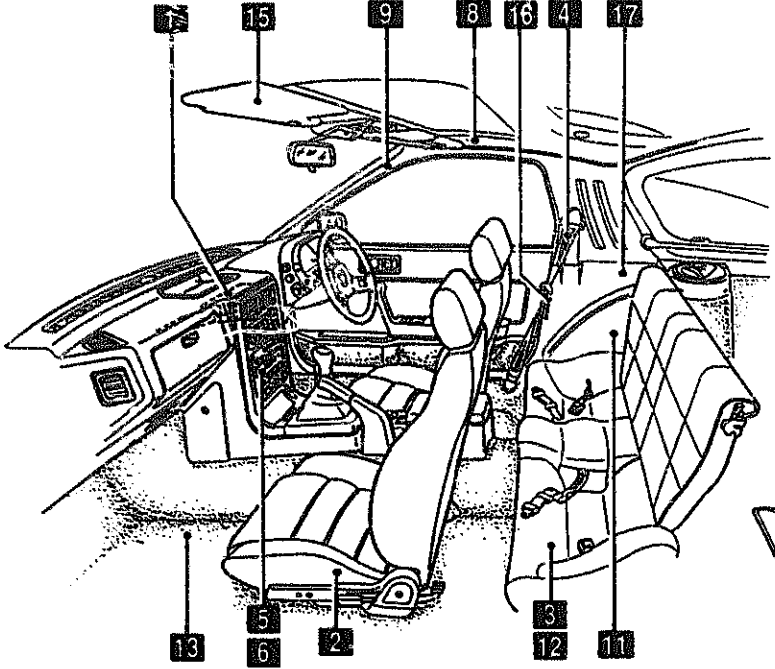
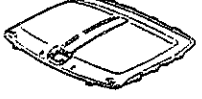
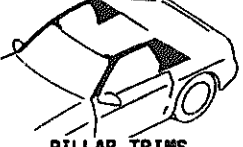





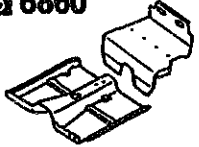

<p>1 5000</p>  <p style="text-align: center;">FRONT BUMPER</p>	<p>2 5010</p>  <p style="text-align: center;">REAR BUMPER</p>	<p>3 5030</p>  <p style="text-align: center;">WINDOW MOULDINGS</p>	<p>4 5040</p>  <p style="text-align: center;">BODY MOULDINGS</p>	<p>5 5170</p>  <p style="text-align: center;">ORNAMENTS</p>	<p>6 5180</p>  <p style="text-align: center;">COWL & EXTRACTOR GRILLES</p>
<p>20 6300</p>  <p style="text-align: center;">WINDOW GLASSES</p>	<p>21 6330</p>  <p style="text-align: center;">SUNROOF</p>	<p>22 7800</p>  <p style="text-align: center;">SPOILERS & RELATED PARTS</p>	<p>BODY (2/4)</p> 		<p>7 5230</p>  <p style="text-align: center;">BONNET</p>
<p>19 6230</p>  <p style="text-align: center;">LIFT GATE MECHANISMS</p>				<p>8 5310</p>  <p style="text-align: center;">FRONT PANELS</p>	
<p>18 5840</p>  <p style="text-align: center;">FRONT DOOR TRIMS & RELATED PARTS</p>				<p>9 5320</p>  <p style="text-align: center;">FENDER & WHEEL APRON PANELS</p>	
<p>17 5830</p>  <p style="text-align: center;">FRONT DOOR MECHANISMS</p>				<p>10 5330</p>  <p style="text-align: center;">DASH & COWL PANELS</p>	
<p>16 5800</p>  <p style="text-align: center;">FRONT DOORS</p>				<p>11 5340</p>  <p style="text-align: center;">SIDE PANELS</p>	
<p>15 5390</p>  <p style="text-align: center;">FLOOR ATTACHMENTS</p>	<p>14 5380</p>  <p style="text-align: center;">FLOOR ATTACHMENTS (HOLE COVERS)</p>	<p>13 5370</p>  <p style="text-align: center;">FLOOR PANELS</p>	<p>12 5360</p>  <p style="text-align: center;">ROOF PANELS</p>		

As this illustration is prepared to be applicable to all models, some parts are different in specifications from parts listed in this parts Catalog.

PICTORIAL INDEX

1 5500  DASHBOARD EQUIPMENTS	2 5520  METER HOOD	3 5540  METER COMPONENTS	4 5560  DASHBOARD & RELATED PARTS	5 5570  CONSOLE	6  6120  6100  6110  6115 HEATER
<h3 style="margin: 0;">BODY (3/4)</h3> 					
<small>As this illustration is prepared to be applicable to all models, some parts are different in specifications from parts listed in this parts Catalog.</small>					
7  6135  6130  6130  6140  6150 AIR CONDITIONER					
8 6610  6610 DASHBOARD SWITCHES					
10 6615  6615 POWER WINDOW SWITCHES					
9 6611  6611 COMBINATION SWITCH					

PICTORIAL INDEX

1 5580  VENTILATOR	2 5700  FRONT SEATS	3 5750  REAR SEATS	4 5790  SEAT BELTS	5 6680  AUDIO SYSTEMS (RADIO & TAPE DECK)	6 6682  AUDIO SYSTEMS (ANTENNA & SPEAKER)
<h3 style="margin: 0;">BODY (4/4)</h3>  <p style="font-size: small; text-align: center;">As this illustration is prepared to be applicable to all models, some parts are different in specifications from parts listed in this parts Catalog.</p>					
7					
8 6800  CEILING TRIMS					
9 6820  PILLAR TRIMS					
10					
17 7250  QUARTER WINDOW & TRIMS	11 6930  CAUTION PLATES & LABELS				12 6845  STORAGE BOX
13 6900  VISORS, ASSIST HANDLES & MIRRORS		14 6870  SERVICE TOOLS		15 6860  FLOOR MATS & PADS	
16 6840  TRIMS & SCUFF PLATES					

SECTION NAME INDEX (ENGINE)

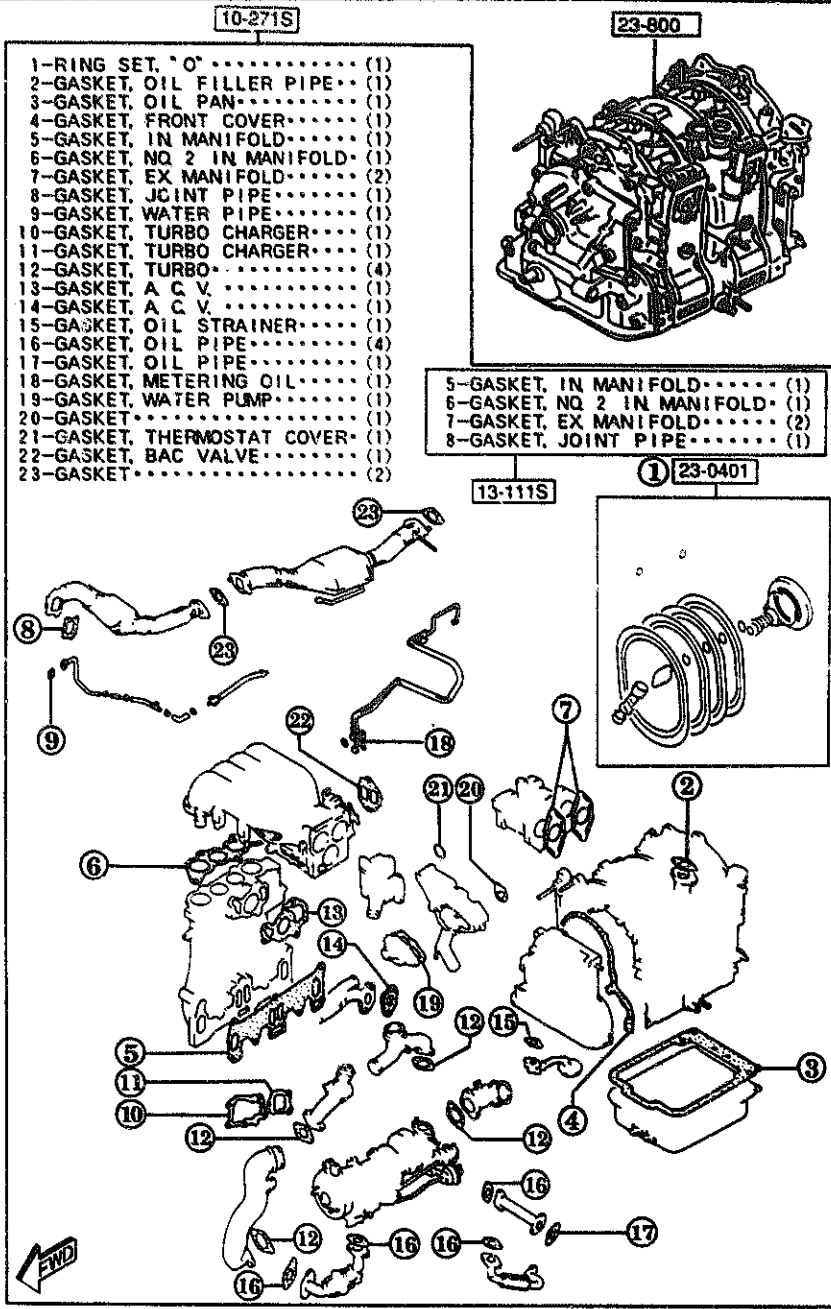
LO.NO	SEC.NO	SECTION NAME	LO.NO	SEC.NO	SECTION NAME	LO.NO	SEC.NO	SECTION NAME
1-C03	1000	ENGINE & GASKET SETS	1-F11	1940	GOVERNOR, LOW & REVERSE PISTON (AUTOMATIC)			
1-D03	1030	ROTOR HOUSINGS	1-H11	1950	MANUAL LINKAGE SYSTEM (AUTOMATIC)			
1-G03	1040	OIL PAN, FRONT & REAR HOUSING	1-J11	1960	GASKET & SEAL KIT (AUTOMATIC)			
1-J03	1100	ECCENTRIC SHAFT & FLYWHEEL						
1-N03	1110	ROTORS & RELATED PARTS						
1-C04	1300	INLET MANIFOLD						
1-D04	1310	EXHAUST MANIFOLD						
1-E04	1311	INTER COOLER						
1-F04	1312	TURBO CHARGER						
1-H04	1313	TWIN TURBO AIR INTAKE SYSTEM						
1-J04	1320	FUEL SYSTEM						
1-K04	1325	FUEL DISTRIBUTOR						
1-N04	1330	AIR CLEANER						
1-C05	1364	THROTTLE BODY						
1-E05	1371	AIR PUMP & AIR CONTROL VALVE						
1-G05	1380	EMISSION CONTROL SYSTEM						
1-C06	1400	OIL PUMP & FILTER						
1-F06	1500	COOLING SYSTEM						
1-N06	1580	BRACKET, PULLEY & BELT						
1-C07	1600	CLUTCH DISC & COVER (MANUAL)						
1-E07	1700	TRANSMISSION CASE (MANUAL)						
1-I07	1710	TRANSMISSION GEARS (MANUAL)						
1-C08	1720	CHANGE CONTROL SYSTEM (MANUAL)						
1-E08	1800	ENGINE ELECTRICAL SYSTEM						
1-H08	1830	ALTERNATOR						
1-J08	1840	STARTER (MT)						
1-L08	1840 A	STARTER (AT)						
1-N08	1850	BATTERY						
1-C09	1910	TORQUE CONVERTER, OIL PUMP & PIPINGS (AUTOMATIC)						
1-H09	1920	TRANSMISSION CASE & MAIN CONTROL SYSTEM (AUTOMATIC)						
1-N09	1925	CONTROL VALVE (AUTOMATIC)						
1-J10	1930	CLUTCHES & PLANETARY GEARS (AUTOMATIC)						

SECTION NAME INDEX (CHASSIS)

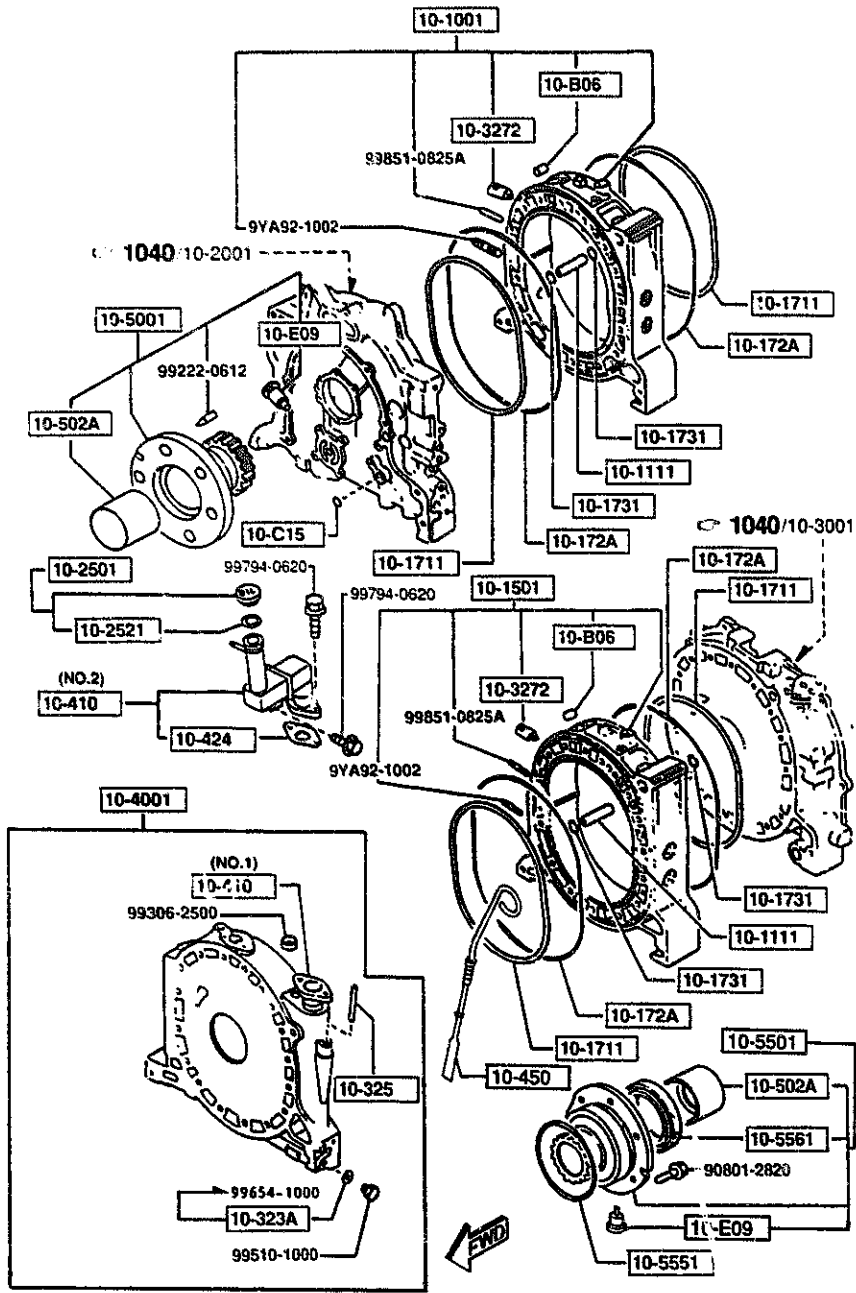
LD.NO	SEC.NO	SECTION NAME	LD.NO	SEC.NO	SECTION NAME	LD.NO	SEC.NO	SECTION NAME
2-C03	2505	REAR PROPELLER SHAFT	2-E08	4600	CHANGE CONTROL SYSTEM (AT)			
2-D03	2550	REAR DRIVE SHAFT						
2-E03	2600	REAR AXLE						
2-G03	2610	REAR BRAKE MECHANISMS						
2-J03	2710	REAR DIFFERENTIALS						
2-N03	2800	REAR SUSPENSION MECHANISMS						
2-C04	2801	REAR SPRING & DAMPER						
2-D04	2810	REAR STABILIZER						
2-E04	2830	REAR LOWER ARMS & SUB FRAME						
2-H04	3200	STEERING WHEEL						
2-I04	3210	STEERING COLUMN & SHAFTS						
2-J04	3220	STEERING GEAR						
2-L04	3240	POWER STEERING SYSTEM						
2-M04	3300	FRONT AXLE						
2-N04	3310	FRONT BRAKE MECHANISMS						
2-C05	3400	FRONT SUSPENSION MECHANISMS						
2-E05	3401	FRONT SPRING & DAMPER						
2-F05	3410	CROSSMEMBER & STABILIZER						
2-G05	3700	TIRES & JACK						
2-C06	3900	ENGINE & T/MISSION MOUNTINGS						
2-D06	4000	EXHAUST SYSTEM						
2-G06	4140	CLUTCH RELEASE & MASTER CYLINDERS (MANUAL TRANSMISSION)						
2-I06	4145	CLUTCH PIPINGS (MANUAL TRANSMISSION)						
2-J06	4160	ACCELERATOR CONTROL SYSTEM						
2-K06	4200	FUEL TANK						
2-C07	4210	FUEL LID OPENER						
2-D07	4300	CLUTCH & BRAKE PEDALS (MANUAL TRANSMISSION)						
2-F07	4300A	BRAKE PEDALS (AUTOMATIC TRANSMISSION)						
2-G07	4340	BRAKE MASTER CYLINDER & POWER BRAKE						
2-I07	4360	BRAKE PIPINGS						
2-L07	4370	ANTILOCK BRAKE SYSTEM						
2-N07	4400	PARKING BRAKE SYSTEM						
2-C08	4500	FUEL PIPINGS						

SECTION NAME INDEX (BODY)

LO.NO	SEC.NO	SECTION NAME	LO.NO	SEC.NO	SECTION NAME	LO.NO	SEC.NO	SECTION NAME
2-C10	0900	KEY SETS	3-C03	5795	AIR BAG	3-E08	6702	WIRING HARNESSSES(DASHBOARD)
2-E10	5000	FRONT BUMPER	3-D03	5800	FRONT DOORS	3-G08	6703	WIRING HARNESSSES(DOOR,FLOOR/CEILING)
2-H10	5010	REAR BUMPER	3-G03	5830	FRONT DOOR MECHANISMS	3-H08	6704	WIRING HARNESS CLAMPS
2-J10	5020	HEAD LAMP CLEANER (SUN ROOF)	3-J03	5840	FRONT DOOR TRIMS & RELATED PARTS	3-I08	6720	WINDSHIELD WASHER
2-L10	5030	WINDOW MOULDINGS	3-C04	6100	HEATER	3-K08	6730	WINDSHIELD WIPERS
2-M10	5040	BODY MOULDINGS	3-D04	6110	HEATER UNIT COMPONENTS	3-M08	6740	WIPER MOTOR COMPONENTS(FRONT)
2-N10	5100	HEAD LAMPS	5-E04	6115	HEATER CONTROLS COMPONENTS	3-N08	6750	WINDOW WIPER & WASHER (REAR)
2-D11	5103	HEAD LAMP RETRACTORS	3-F04	6120	HEATER BLOWER COMPONENTS	3-E09	6760	WINDOW WIPER MOTOR COMPONENTS (REAR)
2-F11	5105	FRONT COMBINATION LAMPS	3-G04	6130	AIR CONDITIONER (DENSO MAKE)	3-F09	6800	CEILING TRIMS
2-K11	5110	REAR COMBINATION LAMPS	3-J04	6130A	AIR CONDITIONER (MANA MAKE)	3-G09	6820	PILLAR TRIMS
2-D12	5120	LICENSE LAMPS	3-M04	6135	O RING SET,PIPING	3-H09	6840	TRIMS & SCUFF PLATES
2-E12	5125	INTERIOR LAMPS	3-N04	6140	COMPRESSOR COMPONENTS (AIR CONDITIONER) (DENSO MAKE)	3-L09	6845	STRAGE BOX
2-F12	5130	OVERHEAD CONSOLE	3-N04	6140	COMPRESSOR COMPONENTS (AIR CONDITIONER) (DENSO MAKE)	3-M09	6860	FLOOR MATS & PADS
2-G12	5170	ORNAMENTS	3-D05	6140A	COMPRESSOR COMPONENTS (AIR CONDITIONER) (MANA MAKE)	3-D10	6870	SERVICE TOOLS
2-H12	5180	COWL & EXTRACTOR GRILLES	3-F05	6150	COOLING UNIT (AIR CONDITIONER) (DENSO MAKE)	3-E10	6900	VISORS,ASSIST HANDLES & MIRRORS
2-J12	5230	BONNET	3-G05	6150A	COOLING UNIT (AIR CONDITIONER) (MANA MAKE)	3-H10	6930	CAUTION PLATES & LABELS
2-L12	5310	FRONT PANELS	3-I05	6230	LIFT GATE MECHANISMS	3-J10	7250	QUARTER WINDOW & TRIMS
2-M12	5320	FENDER & WHEEL APRON PANELS	3-L05	6300	WINDOW GLASSES	3-L10	7800	SPOILERS & RELATED PARTS
2-D13	5330	DASH & COWL PANELS	3-M05	6330	SUNROOF			
2-E13	5340	SIDE PANELS	3-F06	6600	SWITCHES & RELAYS (ENGINE)			
2-I13	5360	ROOF PANELS (W/O SUN ROOF)	3-J06	6610	DASHBOARD SWITCHES			
2-J13	5360 A	ROOF PANELS (SUN ROOF)	3-K06	6611	COMBINATION SWITCH			
2-K13	5370	FLOOR PANELS	3-L06	6615	POWER WINDOW SWITCHES			
2-M13	5380	FLOOR ATTACHMENTS (HOLE COVERS)	3-M06	6630	RELAYS & UNIT (BODY)			
2-C14	5390	FLOOR ATTACHMENTS	3-C07	6635	DOOR SWITCH & HORNS			
2-C15	5500	DASHBOARD EQUIPMENTS	3-D07	6640	AUTO CRUISE CONTROL SYSTEM			
2-D15	5520	METER HOOD	3-E07	6680	AUDIO SYSTEMS (RADIO & TAPE DECK)			
2-E15	5540	METER COMPONENTS	3-G07	6682	AUDIO SYSTEMS (ANTENNA & SPEAKER)			
2-G15	5560	DASHBOARD & RELATED PARTS	3-K07	6700	WIRING HARNESSSES(FRONT & REAR)			
2-K15	5570	CONSOLE	3-C08	6701	WIRING HARNESSSES(ENGINE & TRANSMISSION)			
2-M15	5580	VENTILATOR						
2-C16	5700	FRONT SEATS						
2-M16	5790	SEAT BELTS						



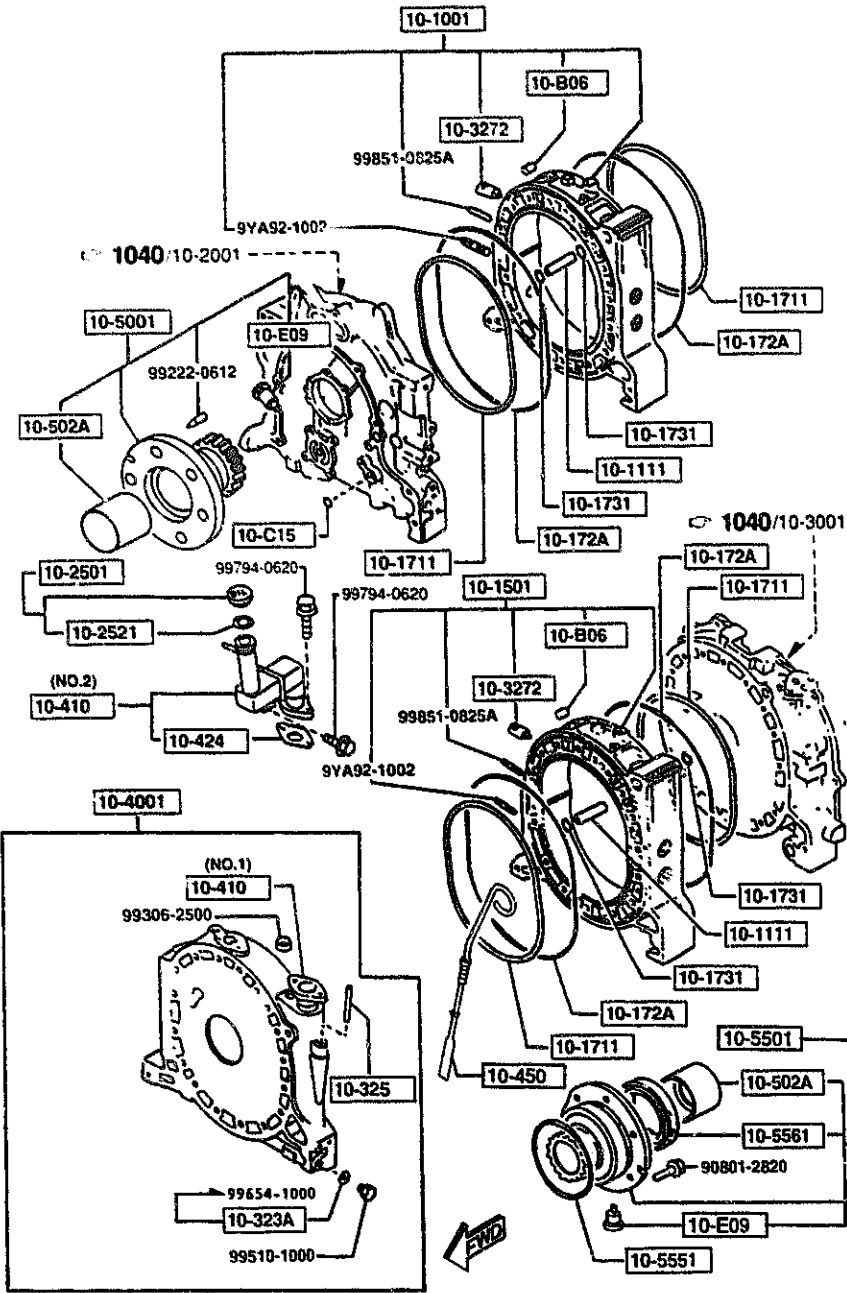
PART NO.	QTY	MODEL /RESTRICTION	MODEL /RESTRICTION	MODEL /RESTRICTION	FROM
10-271S		GASKET SET,ENGINE			
BAFH-10-271	1				
13-111S		GASKET SET,SUB-ENG.			
BAF7-13-111	1				
23-0401		RING SET,"O"			
N3A1-10-560	1				
23-800		ENGINE,SHORT			
N3A1-02-200	1 (MT)				
N3A2-02-200	1 (AT)				



PART NO	QTY	MODEL/RESTRICTION	MODEL/RESTRICTION	MODEL/RESTRICTION	FROM TO
10-B06		PIN, SPRING			
N326-10-B06	4				
10-C15		RING, BACKUP			
N326-10-C15	1				
10-E09		PIN, STOPPER			
NF01-10-E09	2				
10-1001		HOUSING, ROTOR-FRONT			
N3A1-10-B10	1				
10-1111		DOWEL, TUBULAR			
1757-10-111	4				
10-1501		HOUSING, ROTOR-REAR			
N3A1-10-B50	1				
10-1711		RING, SQUARE			
N326-10-B71A	4				
10-172A		RING, SQUARE-OUTER			
N326-10-B72	4				
10-1731		RING, 'O'			
N3A1-10-B73	4				
10-2501		CAP, OIL FILLER			
8871-10-250A	1				
10-2521		GASKET, OIL CAP			
8871-10-252	1				
10-323A		GASKET, WATER DRAIN-INTER.			
N326-10-323	1				
10-325		PIPE, OIL LEVEL GAUGE			
N318-10-441	1				
10-3272		PLUG, JET			
N326-14-633	2				

3A01 FD333*-300888

-3A01

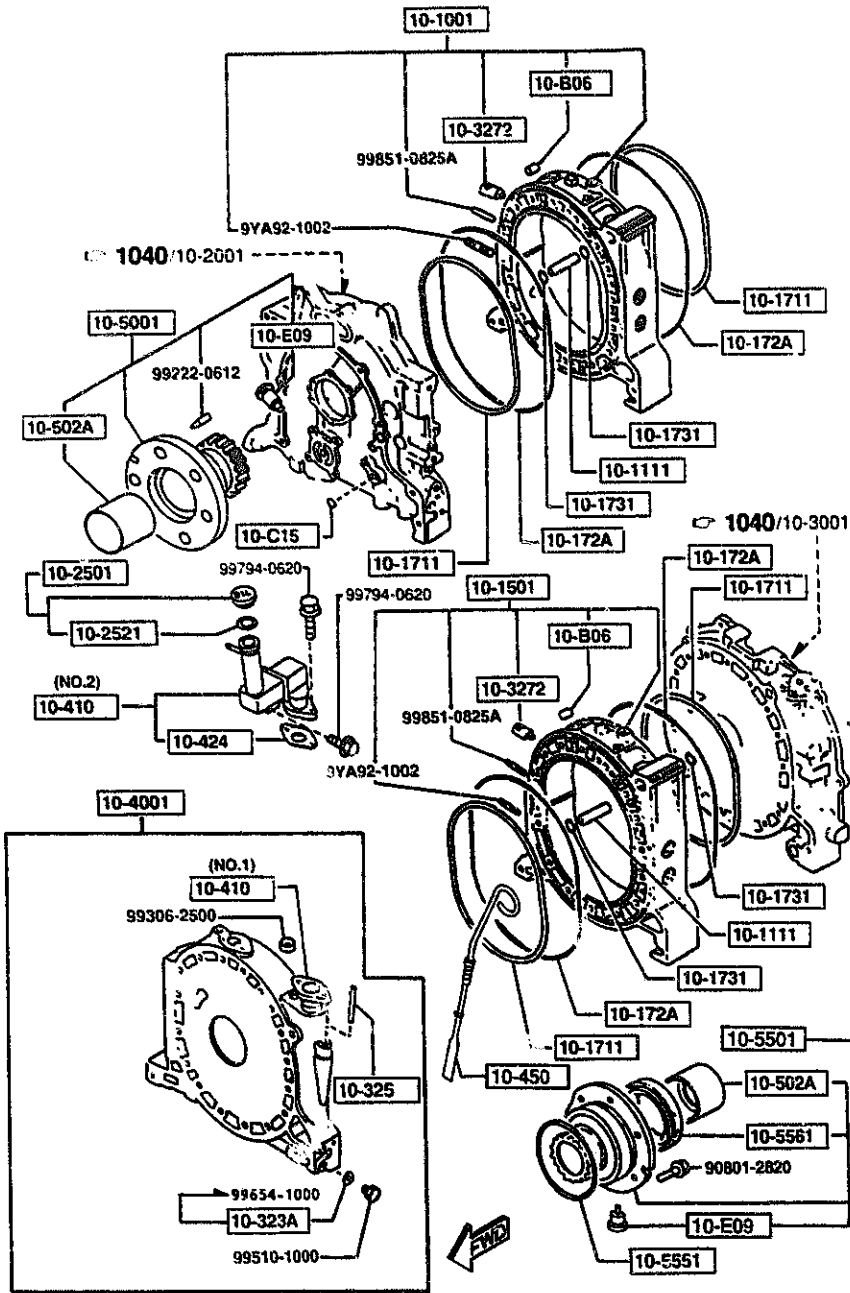


PART NO.	QTY	MODEL/RESTRICTION	MODEL/RESTRICTION	MODEL/RESTRICTION	FROM TO
10-4001		HOUSING, INTERMEDIATE			
N3A1-10-D00	1				
10-410		PIPE, OIL FILLER			
N3A1-10-D10	1	(ILLUST. NO.1)			
N3A1-10-420B	1	(ILLUST. NO.2)			
10-424		GASKET, OIL FILLER PIPE			
N3A1-10-424A	1				
10-450		GAUGE, OIL LEVEL			
N3A1-10-450A	1				
10-5001		GEAR, STATIONARY-FRT.			
N3YA-10-E00A (N3YA-10-E00A)	1				-3A01
N3YA-10-E00A	1				3A01-3C01
N3A1-10-E0YB	1				3C01-
10-502A		METAL, STATIONARY GEAR			
NF01-10-E04	2	T=1.980MM YELLOW			
NF01-10-E05	2	T=1.983MM GREEN			
NF01-10-E06	2	T=1.986MM BROWN			
NF01-10-E07	2	T=1.989MM BLACK			
NF01-10-E08	2	T=1.992MM BLUE			
NF01-10-E22	2	T=1.988MM YELLOW			
NF01-10-E23	2	T=1.991MM GREEN			
NF01-10-E24	2	T=1.994MM BROWN			
NF01-10-E25	2	T=1.997MM BLACK			
NF01-10-E26	2	T=2.000MM BLUE			
10-5501		GEAR, STATIONARY-RR.			
N3YA-10-E10A	1				-3A01

3A01 FD333*-300888
 3C01 FD333*-301464

1030 ROTOR HOUSINGS

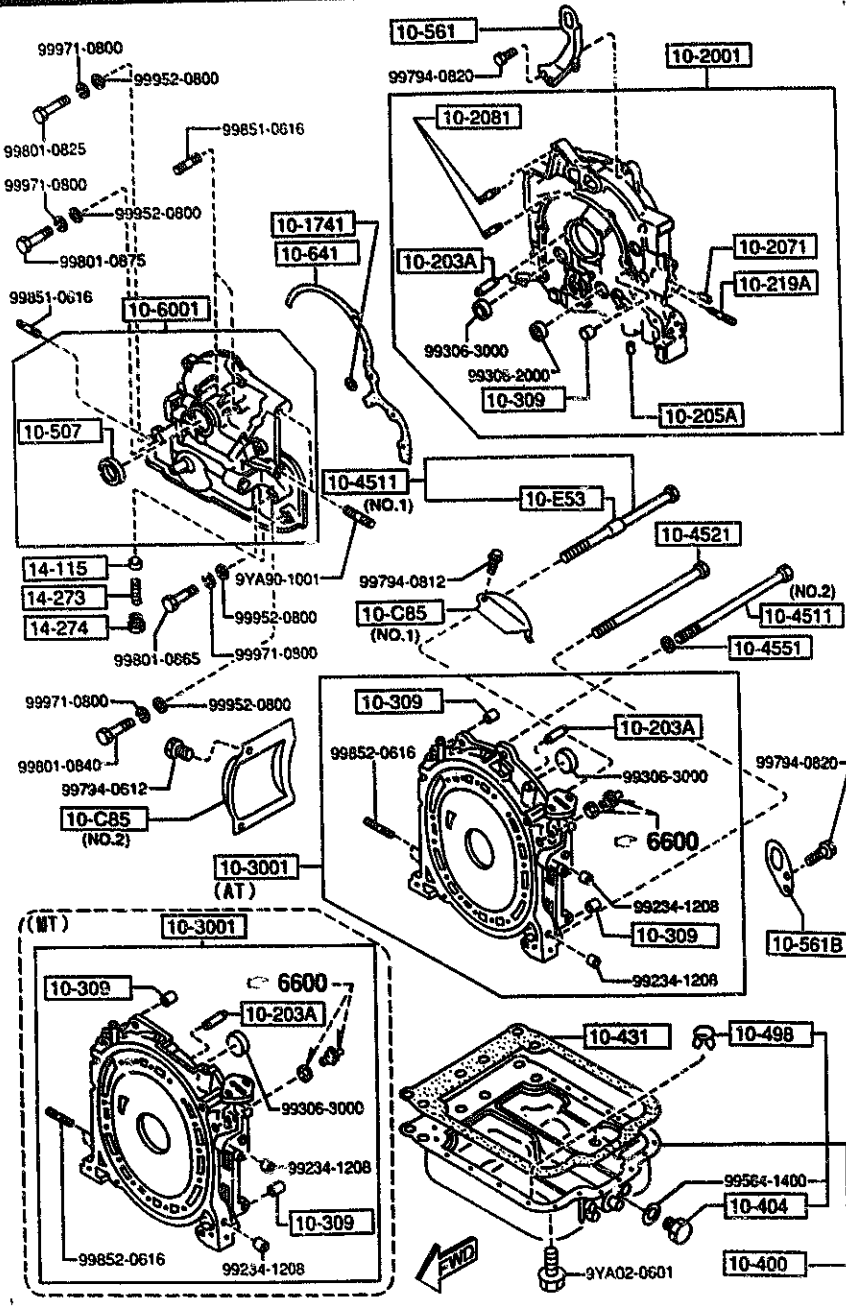
1030 -3 # ROTOR HOUSINGS



PART NO.	QTY	MODEL/RESTRICTION	MODEL/RESTRICTION	MODEL/RESTRICTION	FRGM-TP
CONT'D					
A (NSYA-10-E10B)					
NSYA-10-E10B	1				3A01-3C01
NSA1-10-21YC	1				3C01-
↑-----↑					
10-5551		RING, 'O'			
↓-----↓					
OB13-10-555A	1				
↑-----↑					
10-5561		SEAL, OIL			
↓-----↓					
1668-10-556A	1				

3A01 FD333*-300888
 3C01 FD333*-301464

1040 OIL PAN, FRONT & REAR HOUSING



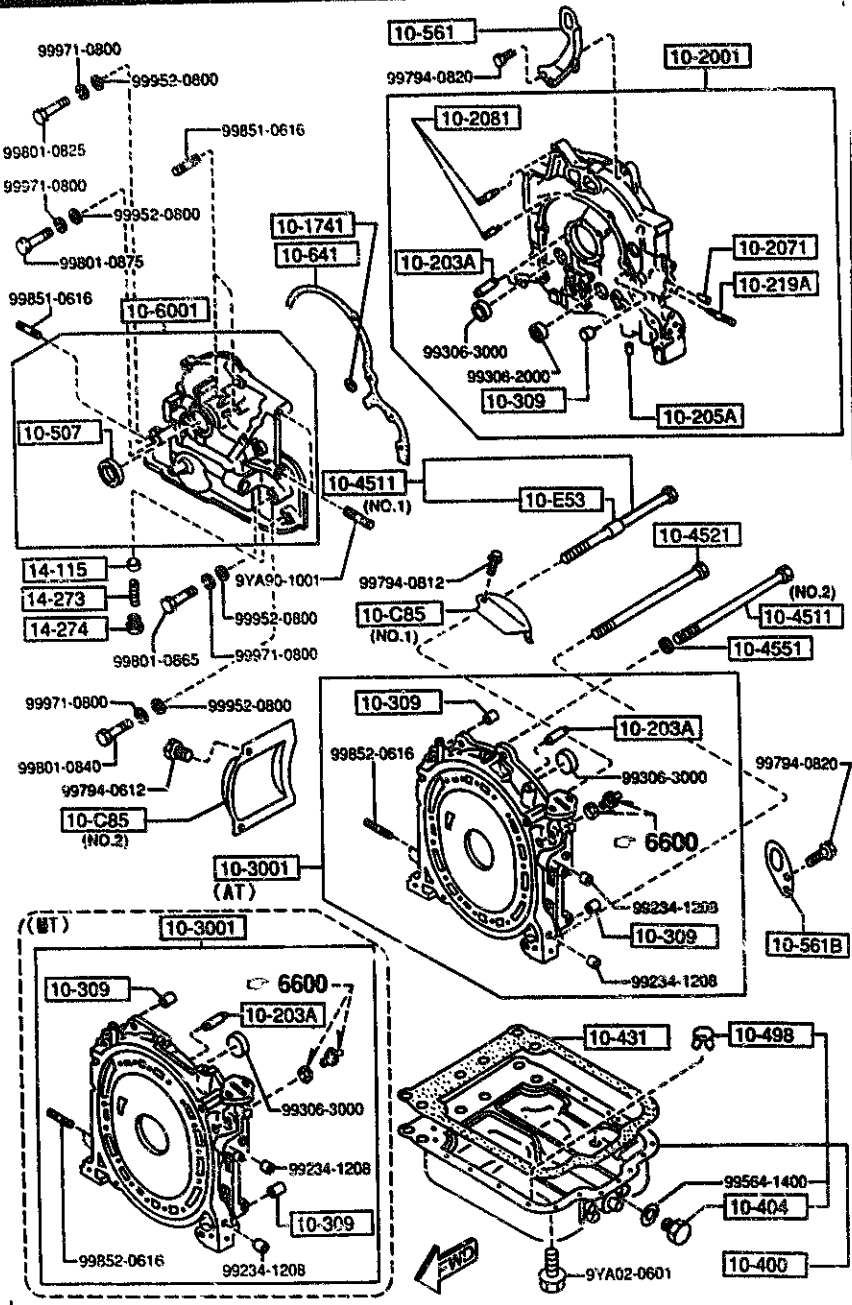
PART NO.	QTY	MODEL/RESTRICTION	MODEL/RESTRICTION	MODEL/RESTRICTION	FROM-TO
10-C85		COVER, DUST			
N350-10-C85	1	(ILLUST. NO.1) (MT)			
NF01-10-C86	1	(ILLUST. NO.2)			
10-E53		RING, 'O'-TENSION BOL			
N350-10-E56	1				
10-1741		RING, 'O'			
N231-10-174	1				
10-2001		HOUSING, FRONT			
N3A1-10-C00C AN(N3A1-10-C00D)	1				-3C01
N3A1-10-C00D	1				3C01-
10-203A		PIN, DOWEL			
0839-10-203	2				
10-205A		PLUG, BLIND			
8562-10-205	3				
10-2071		PLUG, BLIND			
1757-10-207A	1				
10-2081		STUD			
N3A1-10-C08	4				
10-219A		STUD, HOUSING			
N249-10-219	1				
10-3001		HOUSING, REAR			
N3YA-10-C50C AN(N3YA-10-C50D)	1				-3C01
N3YB-10-C50C AN(N3YB-10-C50D)	1				-3C01
N3YA-10-C50D	1	(MT)			3C01-
N3YB-10-C50D	1	(AT)			3C01-
10-309		PIN, TUBULAR			
1757-10-309	4				
3C01 FD333*-301464					

AUFA05

CAT. AUFA05-03

1995-03

1040 OIL PAN,FRONT & REAR HOUSING



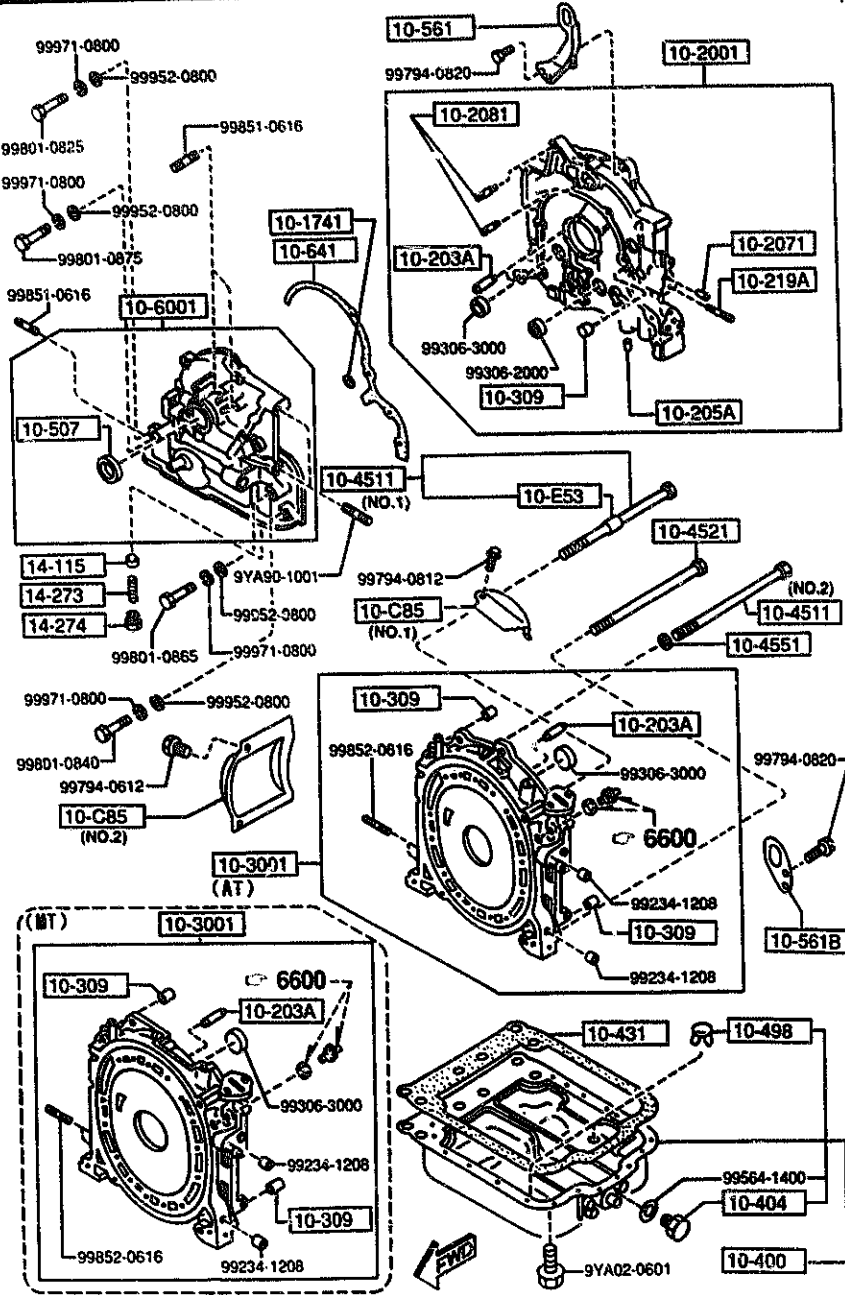
PART NO.	QTY	MODEL/RESTRICTION	MODEL/RESTRICTION	MODEL/RESTRICTION	FROM-TO
10-400		PAN,OIL			
NSA1-10-400A	1				
10-404		PLUG,DRAIN			
HE03-10-404	1				
10-431		GASKET,OIL PAN			
N3VA-10-427	1				
10-4511		BOLT,TENSION			
N350-10-E50A	1	(ILLUST. NO.1)			
N350-10-E51B	17	(ILLUST. NO.2)			
10-4521		BOLT,TENSION			
N350-10-E61A	1				
10-4551		WASHER,SEAL			
0839-10-455	17				
10-498		CAP,BLIND-OIL PAN			
N3A1-10-498	2				
10-507		SEAL,OIL			
NSA1-10-507	1				
10-561		HANGER,ENGINE			
NSA1-10-560B	1				
10-561B		HANGER,ENGINE-REAR			
NSA1-10-566	1				
10-6001		COVER,FRONT			
NSA1-10-500	1				
10-641		GASKET,FRONT COVER			
NSA1-10-502	1				
14-115		PLUNGER,CONTROL			
0639-14-115	1				

AUFA05

CAT. AUFA05-03

1995-03

1040 OIL PAN, FRONT & REAR HOUSING



PART NO.	QTY	MODEL/RESTRICTION	MODEL/RESTRICTION	MODEL/RESTRICTION	FROM-TO
14-273 N3A1-14-273A	1	SPRING			
14-274 0839-14-274	1	PLUG			

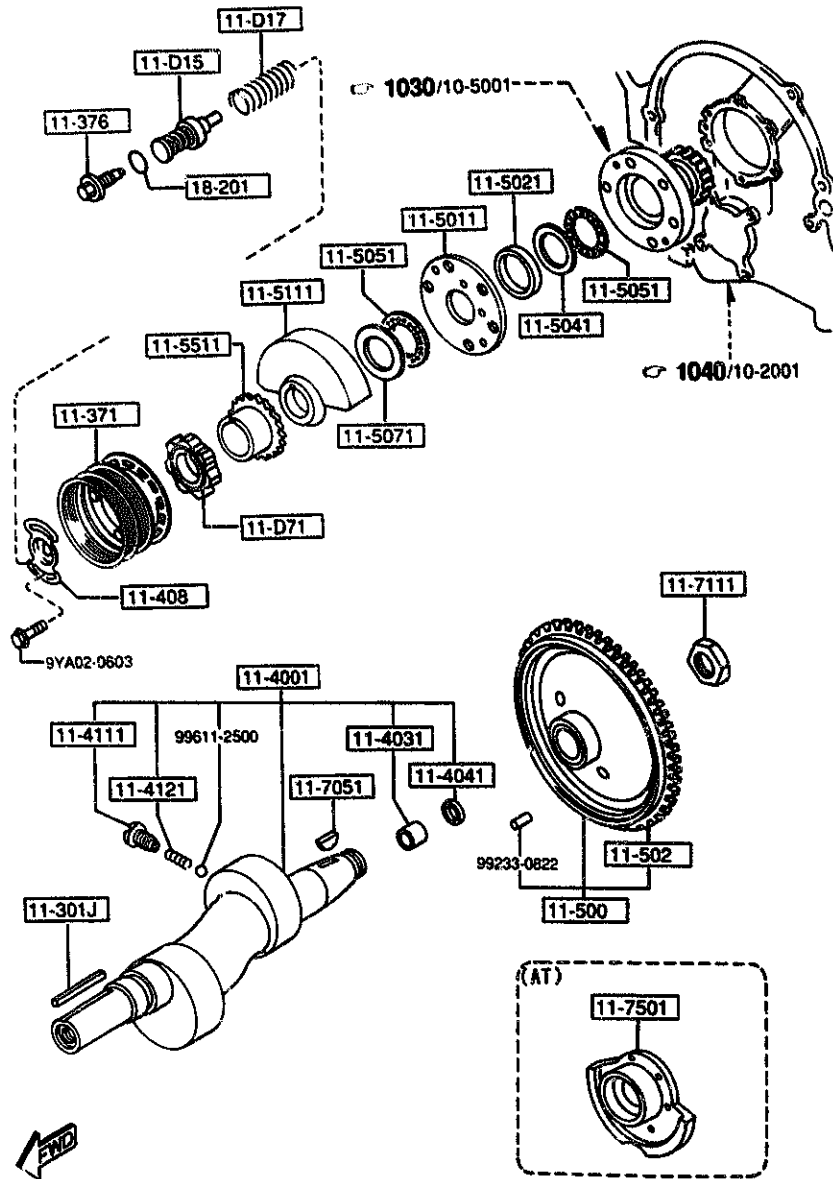
AUFA05

CAT. AUFA05-03

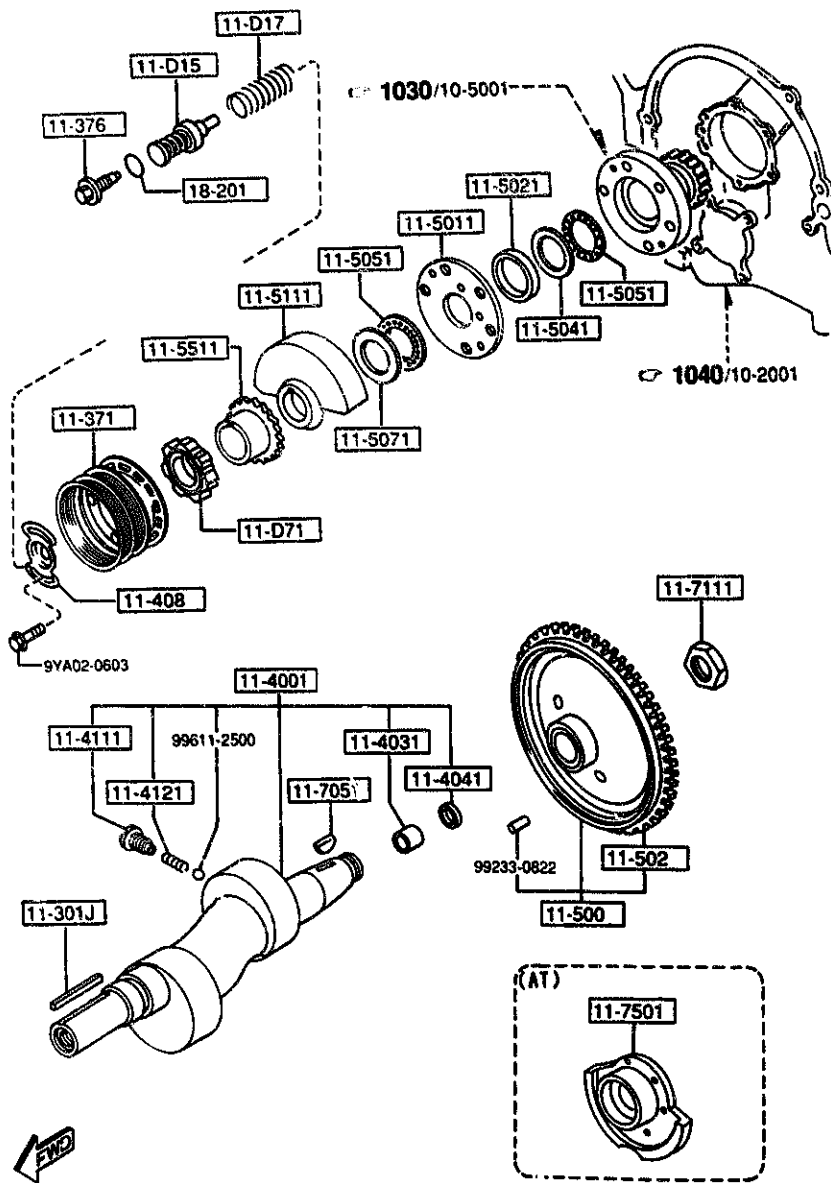
1995-03

1100 ECCENTRIC SHAFT & FLYWHEEL

1100 -1 ECCENTRIC SHAFT & FLYWHEEL



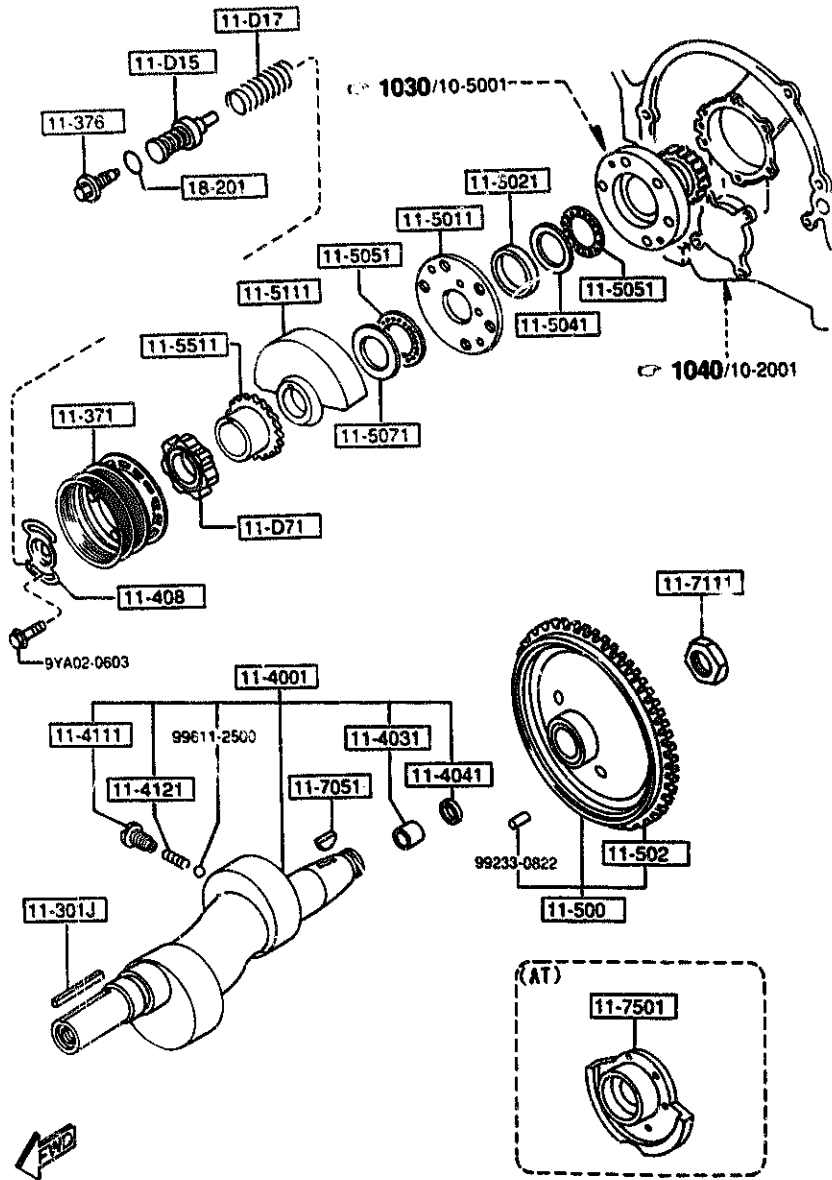
PART NO.	QTY	MODEL/RESTRICTION	MODEL/RESTRICTION	MODEL/RESTRICTION	FROM-10
11-D15 N326-11-D15	1	PELLET, THERMO-ECCENTRIC			
11-D17 N326-11-D17	1	SPRING, THERMO PELLETT-E/S			
11-D71 N3C1-11-D71	1	GEAR, DISTRIBUTOR			
11-301J 99236-0571	1	KEY, WOODRUFF-PULLEY			
11-371 N3C1-11-400	1	PULLEY, CRANKSHAFT			
11-376 N3C1-11-406	1	BOLT, PULLEY			
11-4001 NSA1-11-D00 N3A2-11-D00	1 (MT) 1 (AT)	SHAFT, ECCENTRIC			
11-4031 N326-11-D03	1 (MT)	BEARING, NEEDLE			
11-4041 1881-11-404	1 (MT)	SEAL, OIL			
11-408 N3C1-11-408	1	PLATE, CRANKSHAFT PULLEY			
11-411 N326-11-D11	2	PLUG, OIL JET			
11-4121 0839-11-412	2	SPRING			
11-500 NSA1-11-500	1 (MT)	WHEEL, FLY			



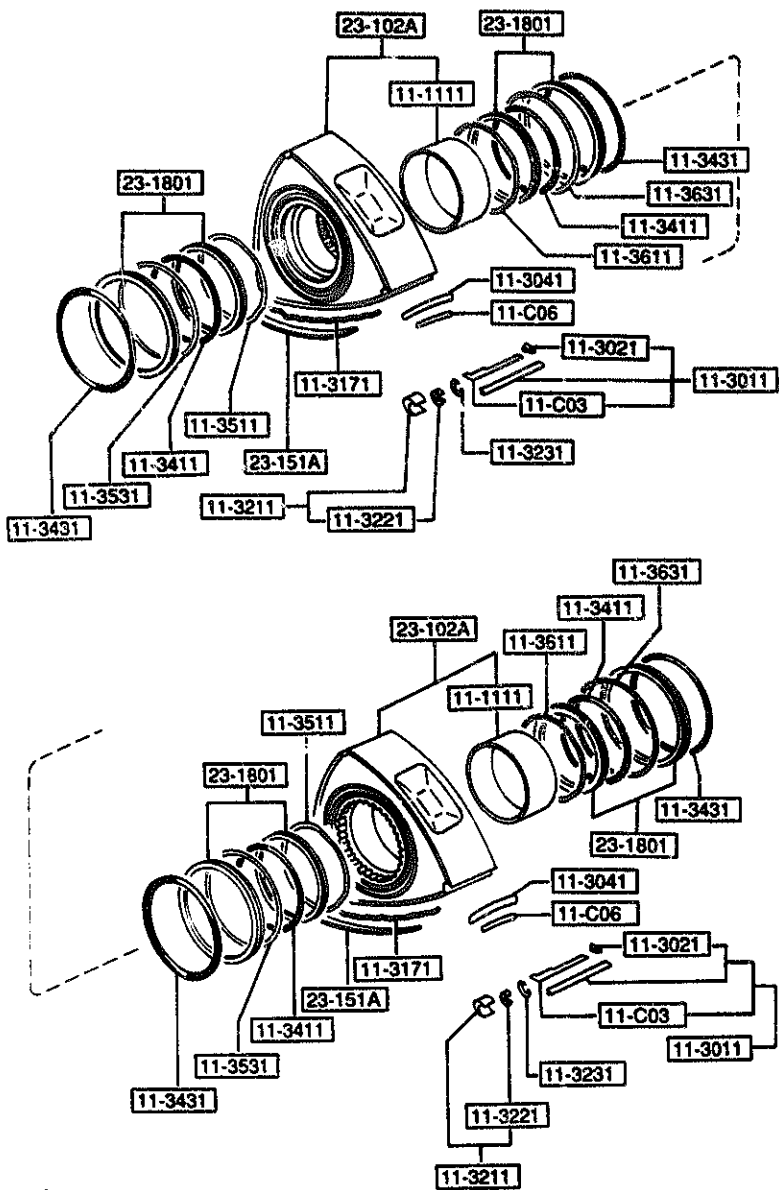
PART NO.	QTY	MODEL/RESTRICTION	MODEL/RESTRICTION	MODEL/RESTRICTION	FROM 10
11-5011		PLATE			
NF01-11-D51	1				
11-502		GEAR, RING-FLY WHEEL			
N318-11-502A	1 (MT)				
11-5021		SPACER			
NF01-11-D55	1	L=8.0, -0.005/-0.025			
NF01-11-D56	1	L=8.0, -0.005/+0.015			
NF01-11-D57	1	L=8.0, +0.015/+0.035			
NF01-11-D58	1	L=8.0, +0.035/+0.055			
NF01-11-D59	1	L=8.0, +0.055/+0.075			
11-5041		PLATE, THRUST			
N398-11-D52	1				
11-5051		BEARING, NEEDLE			
NF01-11-D54	2				
11-5071		WASHER, THRUST			
NF01-11-D53	1				
11-5111		WEIGHT, BALANCE			
N3A7-11-D61	1 (MT)				
N3A8-11-D61	1 (AT)				
11-5511		GEAR, DRIVE-OIL PUMP			
N326-11-D75	1				
11-7051		KEY, FLY WHEEL			
0820-11-705	1				
11-7111		NUT, LOCK			
0810-11-711	1				
11-7501		WEIGHT, COUNTER			
N351-11-521	1 (AT)				

1100 ECCENTRIC SHAFT & FLYWHEEL

1100 -3 W ECCENTRIC SHAFT & FLYWHEEL

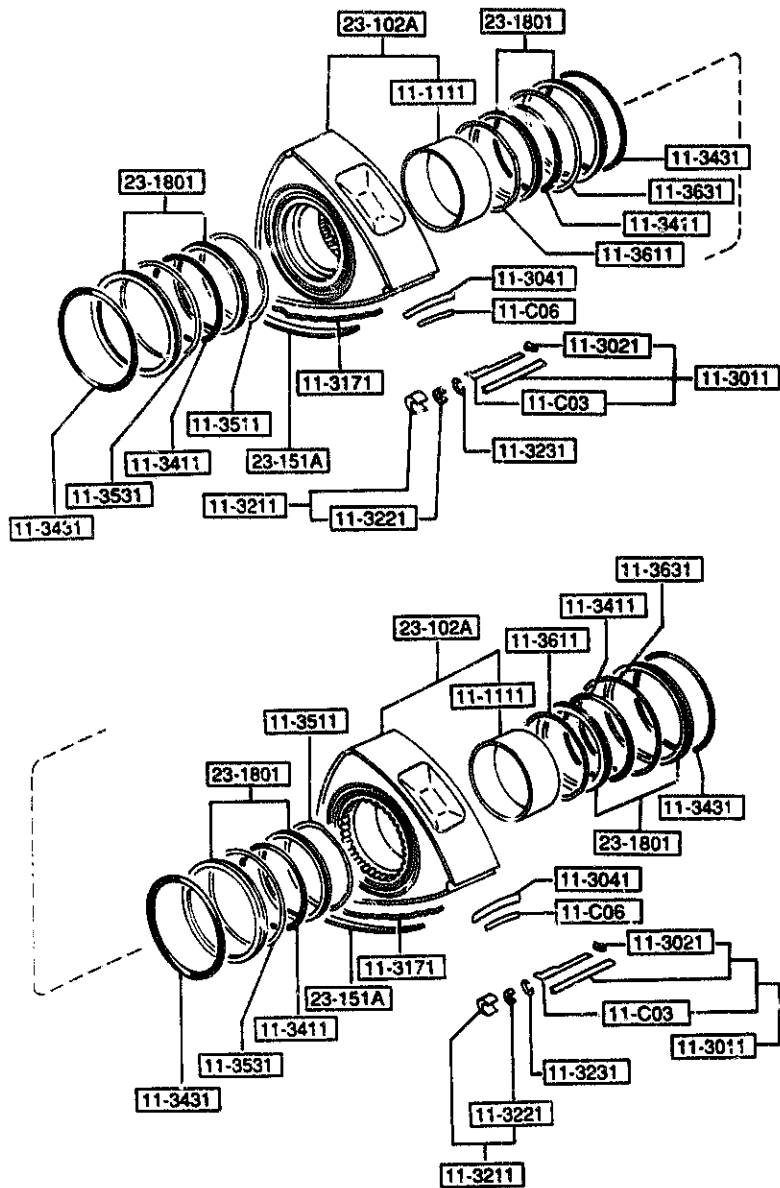


PART NO.	QTY	MODEL/RESTRICTION	MODEL/RESTRICTION	MODEL/RESTRICTION	FROM TO
18-201		RING, 'O'			
99541-01105	1				



PART NO.	QTY	MODEL/RESTRICTION	MODEL/RESTRICTION	MODEL/RESTRICTION	FIGURE
11-C03		PIECE, 2ND - APEX SEAL			
N326-11-C03A	6				
11-C06		SPRING, OUTER-APEX SEAL			
N326-11-C06A	6				
11-1111		METAL, ROTOR			
N3A1-11-B11	2	3.000(-0.005--0.010)			
N3A2-11-B11	2	3.000(0.000--0.005)			
N3A3-11-B11	2	3.000(+0.005-0.000)			
11-3011		SEAL, APEX			
N351-11-C00	6				
11-3021		PIECE, SIDE			
N326-11-C02A	6				
11-3041		SPRING, APEX SEAL			
N326-11-C04A	6				
11-3171		SPRING, SIDE SEAL			
NF01-11-C17	12				
11-3211		SEAL, CORNER			
N326-11-C20A	12				
11-3221		PLUG, CORNER SEAL			
N326-11-C22A	24				
11-3231		SPRING, CORNER SEAL			
NF01-11-C24	12				
11-3411		RING, 'O'-INNER			
0820-11-341	4				
11-3431		RING, 'O'-OUTER			
8341-11-343	4				



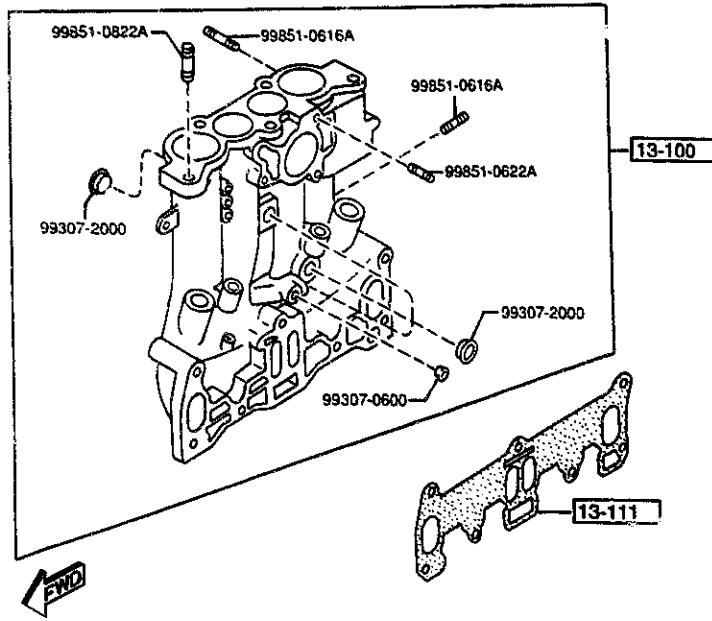
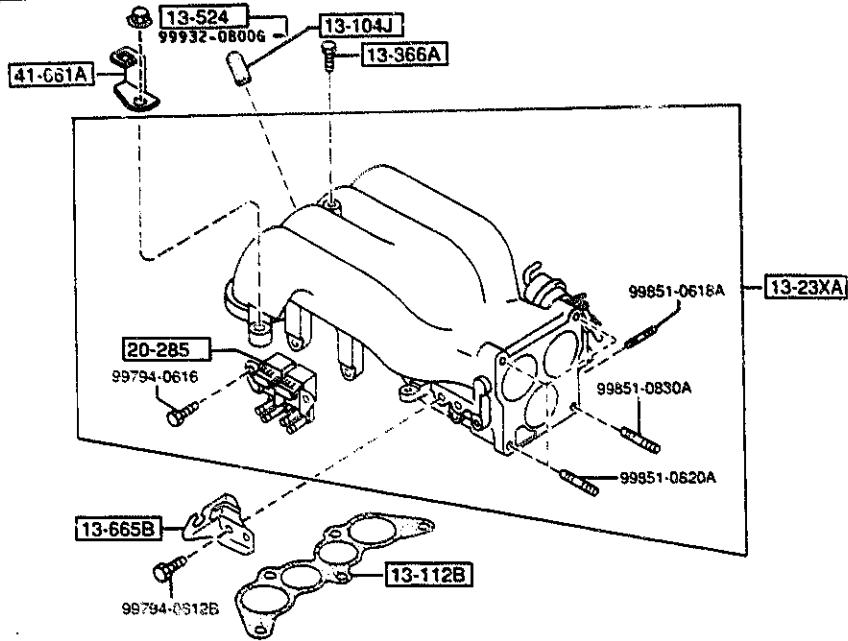


PART NO.	QTY	MODEL/RESTRICTION	MODEL/RESTRICTION	MODEL/RESTRICTION	FROM TO
11-3511		SPRING, FRT. - INNER			
N225-11-351	2				
11-3531		SPRING, FRT. - OUTER			
1011-11-353A	2				
11-3611		SPRING, REAR-INNER			
N225-11-361	2				
11-3631		SPRING, REAR-OUTER			
1011-11-363A	2				
23-102A		ROTOR			
NSVA-11-B10	2				
23-151A		SEAL, SIDE			
NSV1-11-C11	12				
23-1801		SEAL SET, OIL			
8871-23-180	4				



1300 -1 * INLET MANIFOLD

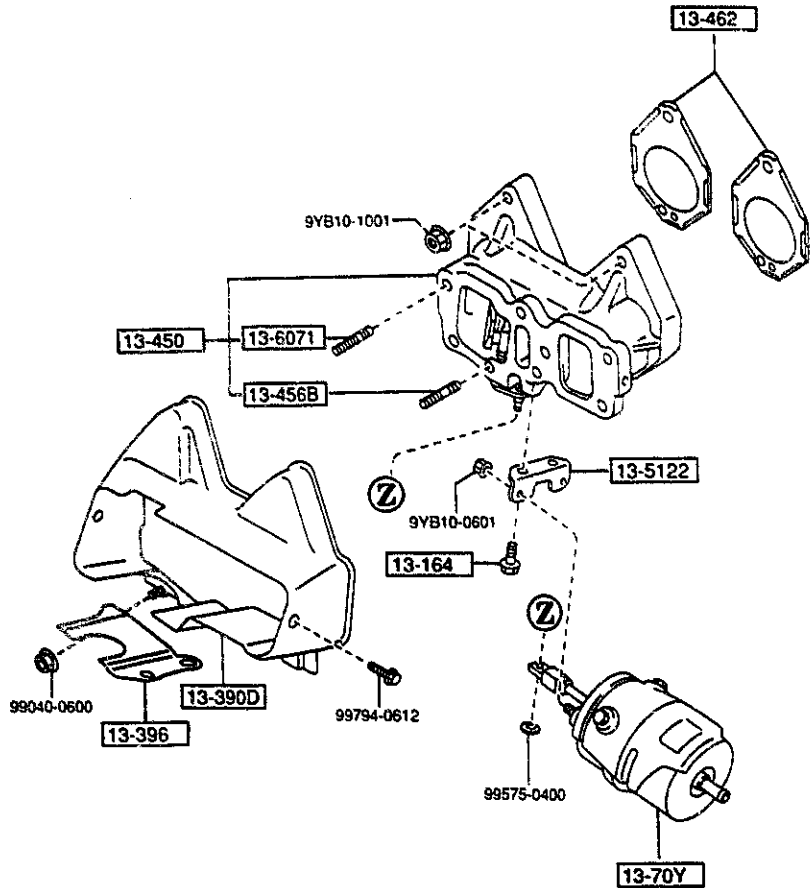
1300 INLET MANIFOLD



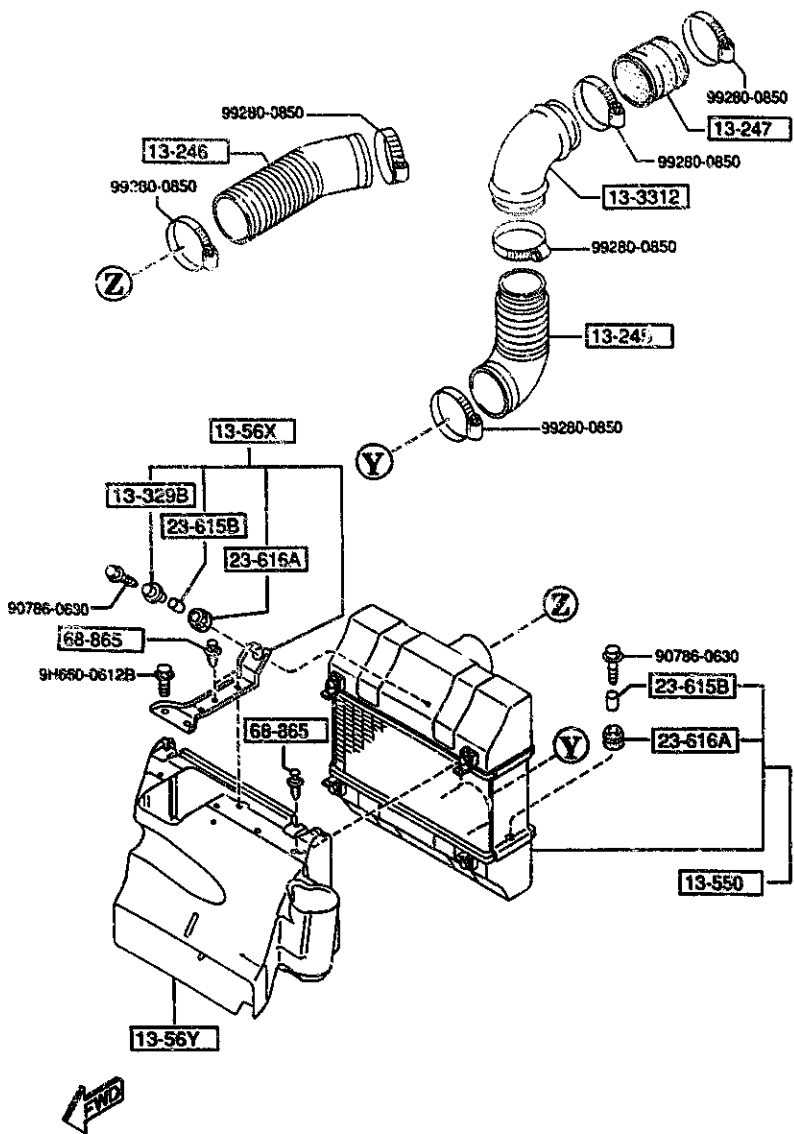
PART NO.	QTY	MODEL/RESTRICTION	MODEL/RESTRICTION	MODEL/RESTRICTION	FROM TO
13-100		MANIFOLD, INLET			
NSC1-13-100	1				
13-104J		CAP, BLIND			
1010-13-104	1				
13-111		GASKET, IN. MANIFOLD			
NSA1-13-111	1				-3805
A (NSA1-13-111A)					
NSA1-13-111A	1				3805-
13-112B		GASKET NO. 2, IN. MANIFOLD			
NSA1-13-112	1				
13-23XA		MANIFOLD(R), EXTENSION			
NSA1-13-23XB	1				
13-366A		BOLT			
NF01-13-366	1				
13-524		NUT			
NF01-13-524	4				-3901
13-665B		BRACKET, ACCEL WIRE			
NSA1-13-661	1				
20-285		VALVE, DUTY SOLENOID			
NSA1-20-285	1				
41-661A		BRACKET, ACCEL CABLE			
FD01-41-661B	1				
3805 FD333*-300031					
3901 FD333*-300438					

1310 -1 * EXHAUST MANIFOLD

1310 EXHAUST MANIFOLD



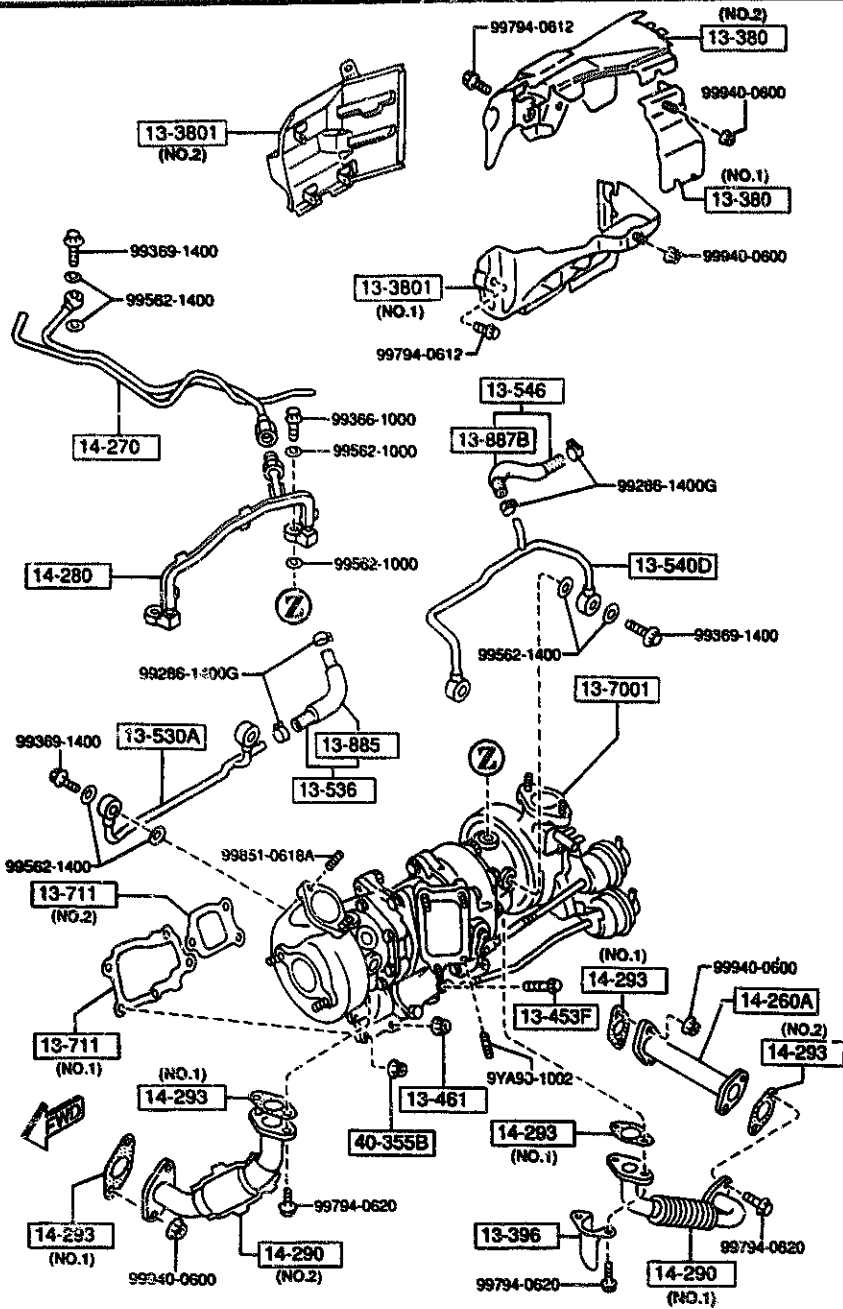
PART NO	QTY	MODEL/RESTRICTION	MODEL/RESTRICTION	MODEL/RESTRICTION	FROM TC
13-164 N350-13-164	2	BOLT, FUEL DISTRIBUTOR			
13-390D N3A1-13-390B	1	INSULATOR, EX. MANIFOLD			
13-396 N3A1-13-396A	1	INSULATOR, SUB			
13-450 N3A1-13-450A	1	MANIFOLD, EXHAUST			
13-456B N391-13-456	1	STUD, EX. MANIFOLD			
13-462 N3A1-13-461	2	GASKET, EX. MANIFOLD			
13-5122 N3C1-13-468	1	BRACKET, EX. MANIFOLD			
13-6071 NF01-13-708A	5	STUD			
13-70Y N3A1-13-70Y	1	ACTUATOR, EXHAUST VALVE			



PART NO.	QTY	MODEL/RESTRICTION	MODEL/RESTRICTION	MODEL/RESTRICTION	FROM TO
13-245		JOINT, RUBBER			
N3C1-13-245	1				
13-246		JOINT, RUBBER			
N3A1-13-246A	1				
13-247		JOINT, RUBBER			
N3A2-13-247	1				
13-329B		SPACER			
N3A1-13-329	1				
13-3312		PIPE, AIR INTAKE			
N3A1-13-33X	1				
13-550		CHARGE, AIR COOLER			
N3A1-13-550	1				
13-56X		BRACKET, INTER COOLER			
N3A1-13-56X	1				
13-56Y		DUCT, AIR-INTER COOLER			
N3A1-13-56YB	1				
23-615B		COLLAR			
SL50-13-211	3				
23-616A		INSULATOR			
SL50-13-208	3				
68-865		FASTENER			
BR70-68-865	6				

1312 TURBO CHARGER

1312 -1 TURBO CHARGER

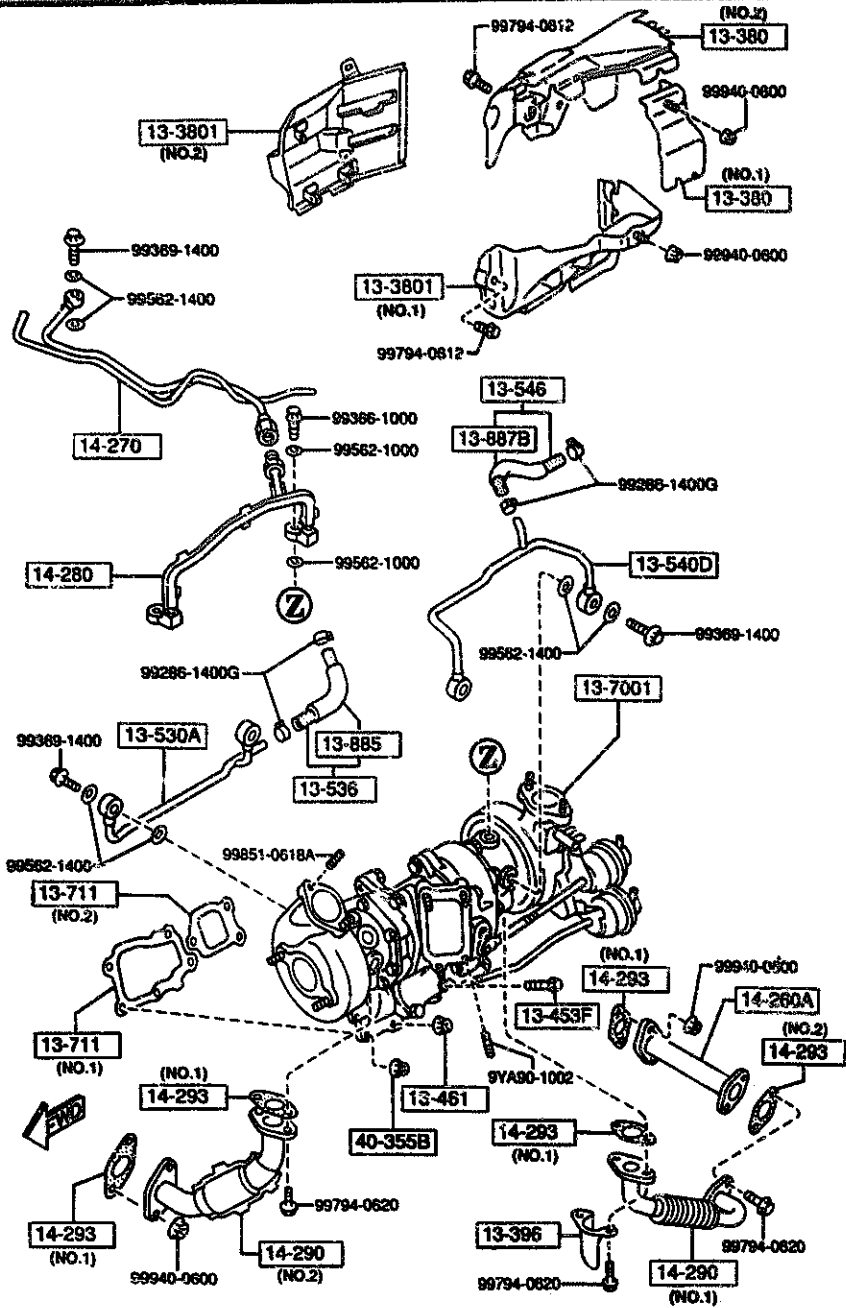


AUFA05

PART NO.	QTY	MODEL/RESTRICTION	MODEL/RESTRICTION	MODEL/RESTRICTION	FROM TO
13-380		INSULATOR, HEAT			
N3A1-13-380	1	(ILLUST. NO.1)			
N3A1-13-385A	1	(ILLUST. NO.2)			
13-3801		PLATE, ABSORBER			
N3A1-13-C80B	1	(ILLUST. NO.1)			
N3A2-13-C80C	1	(ILLUST. NO.2)			
13-396		INSULATOR, SUB			
N3A1-13-397A	1				
13-453F		BOLT, INSULATOR			
N393-13-453A	2				
13-461		NUT, EX. MANIFOLD			
E5B6-13-461B	1				
13-530A		PIPE, WATER IN -T/C			
N3C1-13-530	1				
13-536		HOSE, WATER-TURBOCHARGER			
N3A1-13-53X	1				
13-540D		PIPE, WATER			
N3A1-13-540A	1				
13-546		HOSE, WATER-T/C WATER-PIPE			
N3A1-13-54X	1				
13-7001		TURBOCHARGER			
N3C1-13-700	1				
13-711		GASKET, TURBOCHARGER			
N3A1-13-710	1	(ILLUST. NO.1)			
N3A2-13-710	1	(ILLUST. NO.2)			
13-885		PROTECTOR, SPONGE			
N3A1-13-885	1				
13-887B		PROTECTOR, SPONGE			

CAT. AUFA05-03

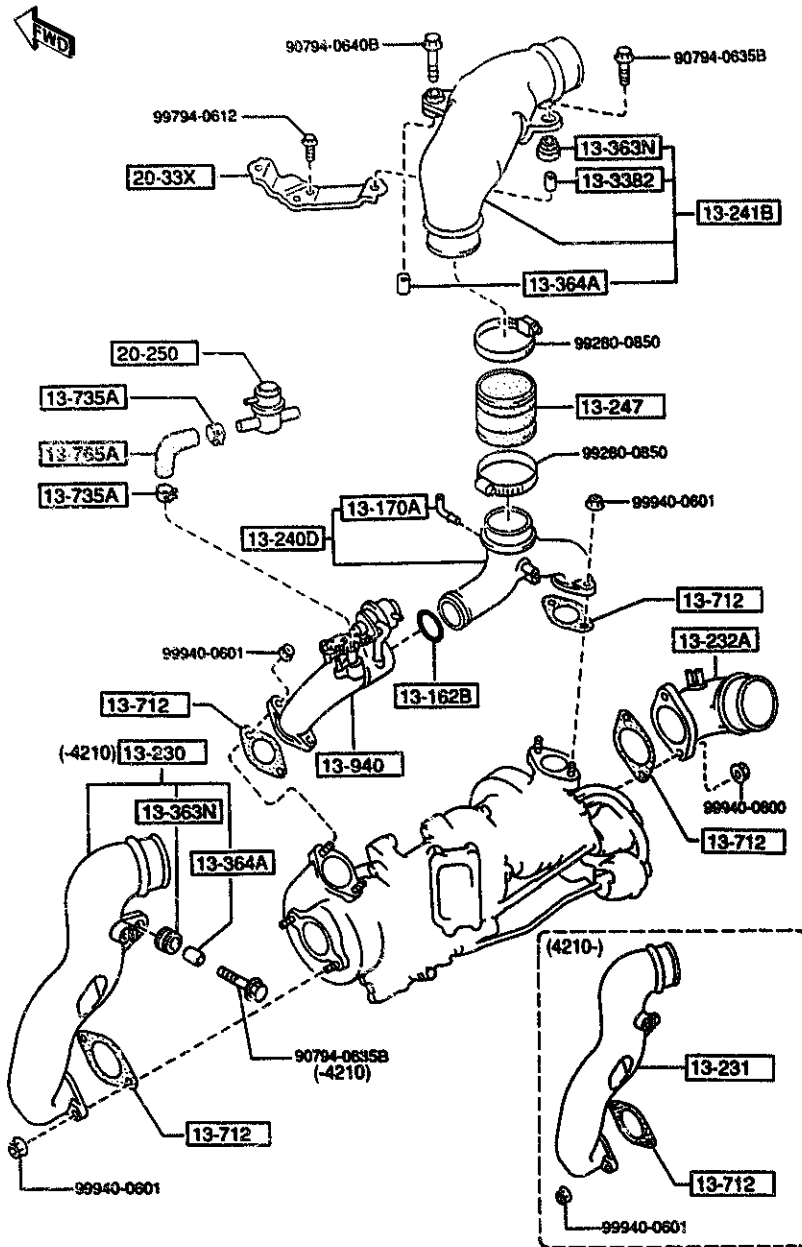
1995-03



PART NO.	QTY	MODEL/RESTRICTION	MODEL/RESTRICTION	MODEL/RESTRICTION	FROM-TO
CONT'D NSA1-13-887	1				
14-260A	1	PIPE,OIL OUTLET-F.CO VER			
NSA1-14-260	1				
14-270	1	PIPE,OIL			
NSA1-14-270A	1				
14-280	1	PIPE,OIL			
NSA1-14-280A	1				
14-290	1	PIPE,OIL			
NSA1-14-290A	1	(ILLUST. NO.1)			
NSA2-14-290A	1	(ILLUST. NO.2)			
14-293	4	GASKET,OIL PIPE			
NSA1-14-293	4	(ILLUST. NO.1)			
NSA2-14-293	1	(ILLUST. NO.2)			
40-355B	5	NUT			
JE10-40-355	5				

1313 TWIN TURBO AIR INTAKE SYSTEM

1313 -1 TWIN TURBO AIR INTAKE SYSTEM

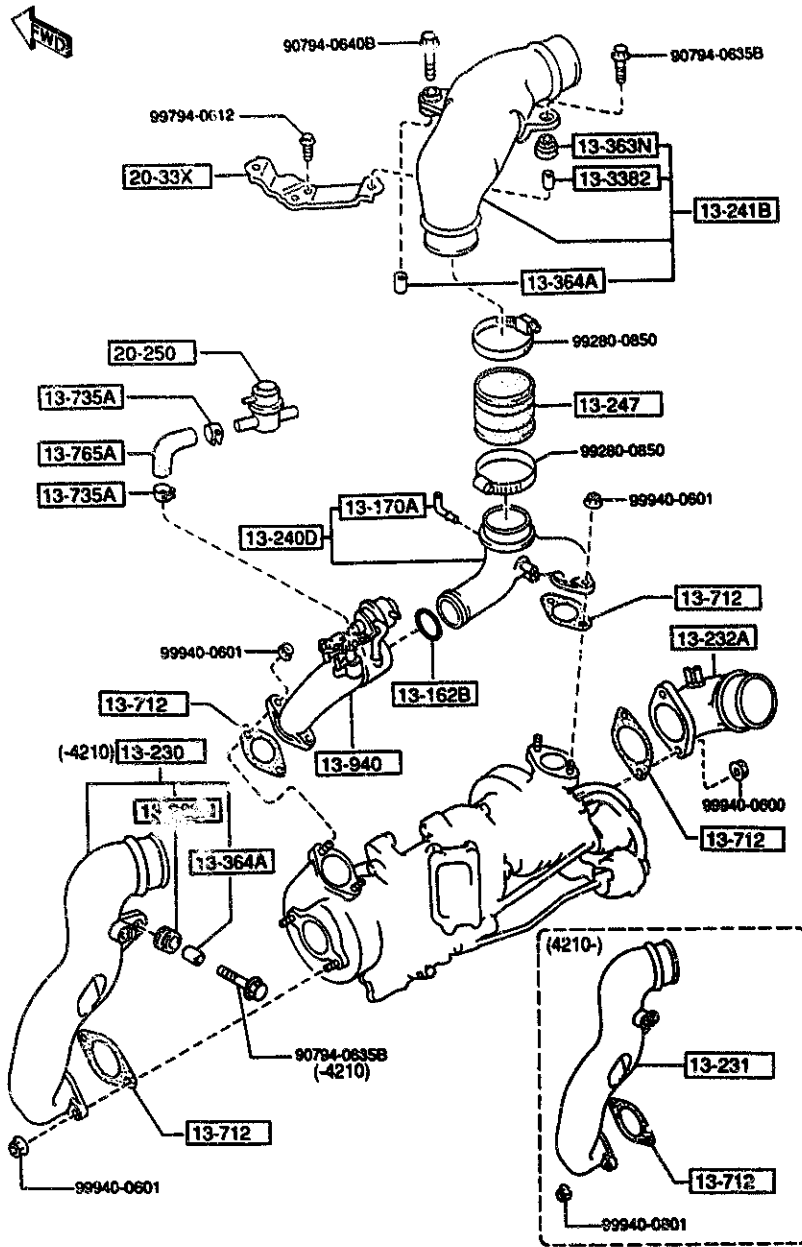


PART NO.	QTY	MODEL/RESTRICTION	MODEL/RESTRICTION	MODEL/RESTRICTION	FROM-TO
13-162B		RING, 'O'-INLET MANIF			
NSA1-13-162	1	OLD			
13-170A		CONNECTOR, HOSE			
NSAS-13-170	1				
13-230		PIPE, AIR INTAKE			
NSA1-13-230	1				-4210
AN(NSA1-13-231)					
13-231		PIPE, AIR			
*NSA1-13-231	1				4210-
13-232A		PIPE, AIR INTAKE			
NSA1-13-232	1				
13-240D		PIPE, AIR INTAKE-INT.			
NSA1-13-240A	1	COOLE			
13-241B		PIPE, AIR INTAKE			
NSA1-13-240A	1				
13-247		JOINT, RUBBER			
NSA2-13-247	1				
13-3382		SPACER			
FE51-13-329	1				
13-363N		RUBBER, MOUNTING			
FE51-13-363	3				-4210
FE51-13-363	2				4210-
13-364A		SPACER			
NF02-13-364	2				-4210
NF02-13-364	1				4210-
13-712		GASKET, TURBO			
NSA1-13-712	4				
13-735A		CLAMP, HOSE			
NF01-13-735	2				

4210 FD333*-302425

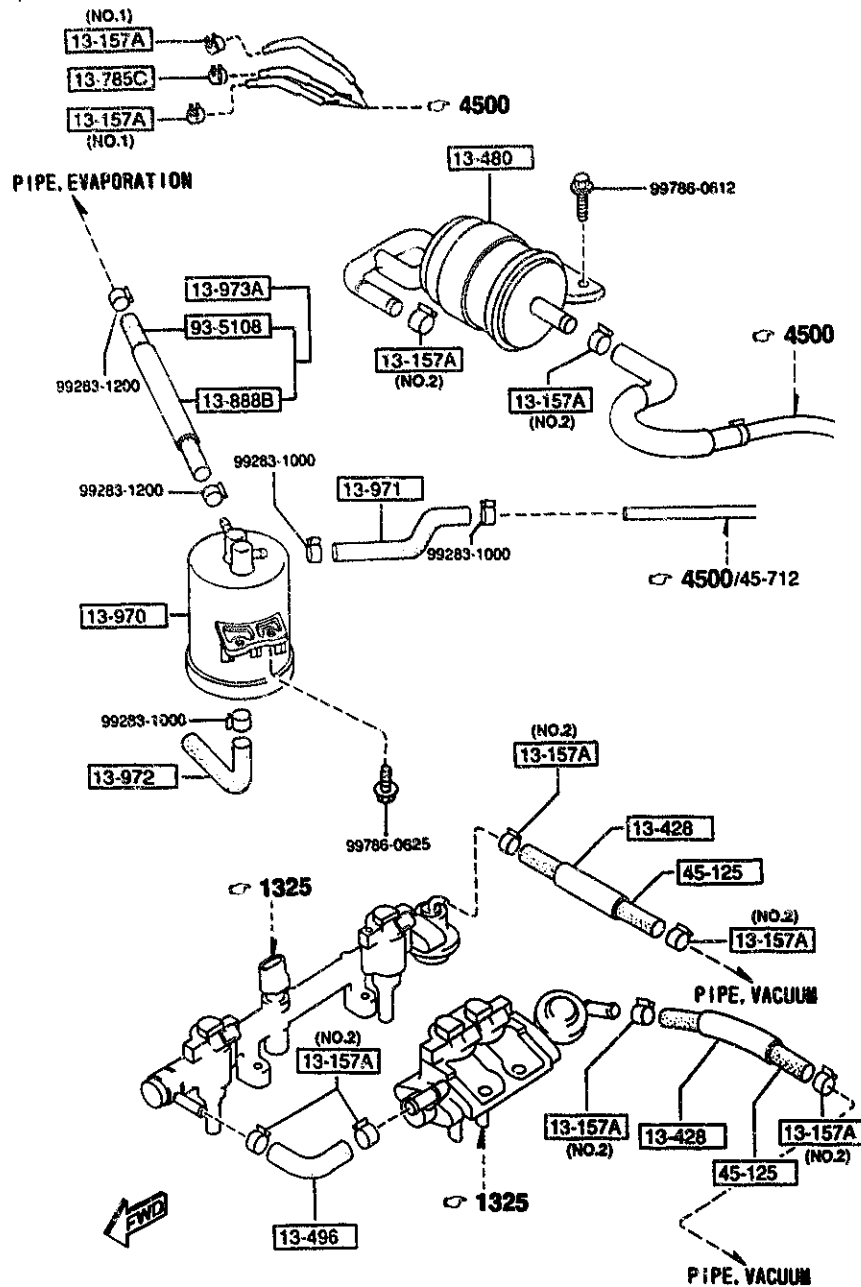
1313 TWIN TURBO AIR INTAKE SYSTEM

1313 -2 = TWIN TURBO AIR INTAKE SYSTEM

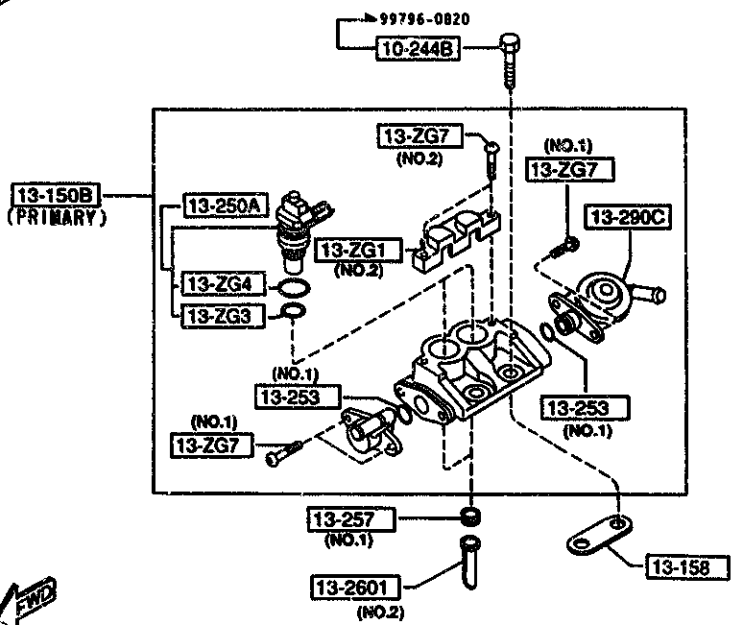
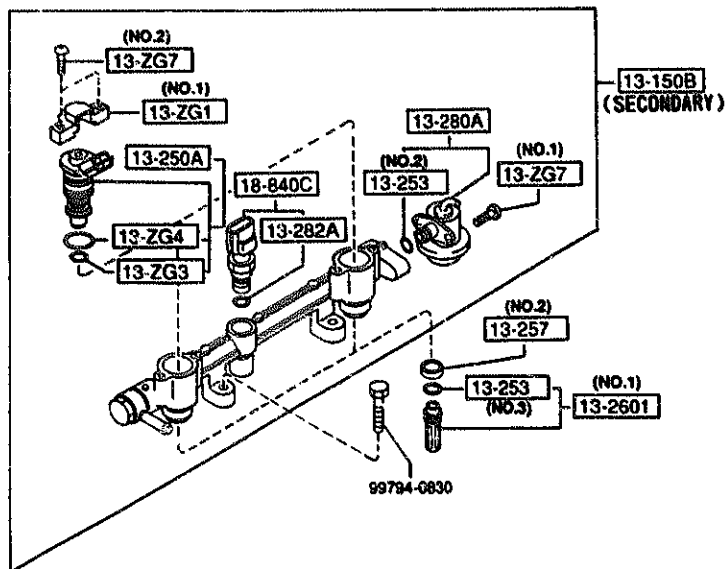


PART NO.	QTY	MODEL/RESTRICTION	MODEL/RESTRICTION	MODEL/RESTRICTION	FROM-TO
13-765A		HOSE, AIR			
NSA1-13-765	1				
13-940		VALVE, CONTROL			
N3C1-13-36Y	1				
20-250		VALVE, AIR BYPASS			
N39D-20-250	1				
20-33X		BRACKET, VACUUM CHAMBER			
NSA1-20-33X	1				

1320 FUEL SYSTEM



PART NO.	QTY	MODEL/RESTRICTION	MODEL/RESTRICTION	MODEL/RESTRICTION	FROM-TO
13-157A		CLIP			
B6B1-13-157	2	(ILLUST. NO.1)			
8574-13-157	8	(ILLUST. NO.2)			
13-428		PROTECTOR			
N326-13-428A	2				
13-489		FILTER, FUEL			
NSA1-20-490	1				
13-496		HOSE, FUEL			
NSA1-13-496	1				
13-785C		CLIP, HOSE			
NSA1-13-785	1				
13-888B		PROTECTOR, VACUUM TUBE			
NSA3-13-888	1				
13-970		CANISTER			
NSA1-13-970	1				
13-971		HOSE, VENTILATION			
NSA1-13-971	1				
13-972		HOSE, EVAPORATION			
NSA1-13-972	1				
13-973A		HOSE, EVAPORATION			
NSA3-13-97X	1				
45-125		HOSE, FUEL			
99359-0814	2				
93-5108		HOSE			
99351-08999	1				

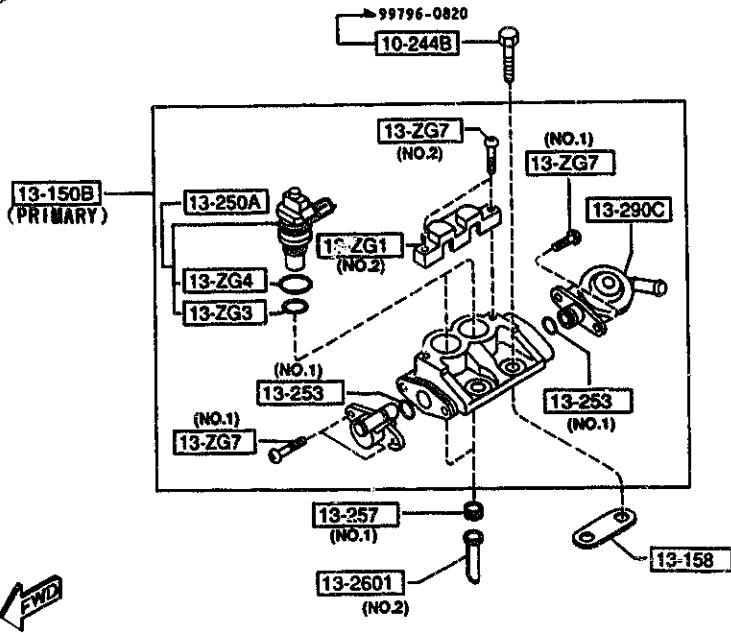


PART NO.	QTY	MODEL/RESTRICTION	MODEL/RESTRICTION	MODEL/RESTRICTION	FROM-10
10-244B	2	BOLT, FUEL INJECTION PUMP			-3901
4767-10-244					
13-ZG1	2	COVER, INJECTOR			
JE48-13-ZG1		(ILLUST. NO. 1)			
N390-13-ZG1	1	(ILLUST. NO. 2)			
13-ZG3	4	RING, 'O'-INJECTOR			
NF01-13-ZG3					
13-ZG4	4	RING, 'O'-INJECTOR			
NF01-13-ZG4					
13-ZG7	6	SCREW, FUEL DIS.			
N3A3-13-ZG7		(ILLUST. NO. 1)			
N3A4-13-ZG7	6	(ILLUST. NO. 2)			
13-150B	1	DISTRIBUTOR, FUEL			
N3A1-13-150		(PRIMARY)			
N3A2-13-150	1	(SECONDARY)			
13-158	1	INSULATOR, FUEL DIST.			
N326-13-158					
13-250A	2	INJECTION, FUEL-M.P.E LECT.			
N3A1-13-250		(PRIMARY)			
N3A2-13-250	2	(SECONDARY)			
13-253	2	RING, 'O'			
N3A1-13-253		(ILLUST. NO. 1)			
8574-13-253	1	(ILLUST. NO. 2)			
99541-01252	2	(ILLUST. NO. 3)			
13-257	2	INSULATOR, INJECTION			
NF01-13-257A		(ILLUST. NO. 1)			
N3A1-13-257	2	(ILLUST. NO. 2)			
13-2601	2	SOCKET, AIR BLEED			
N3A1-13-C60		(ILLUST. NO. 1)			

3901 FD333*-500438

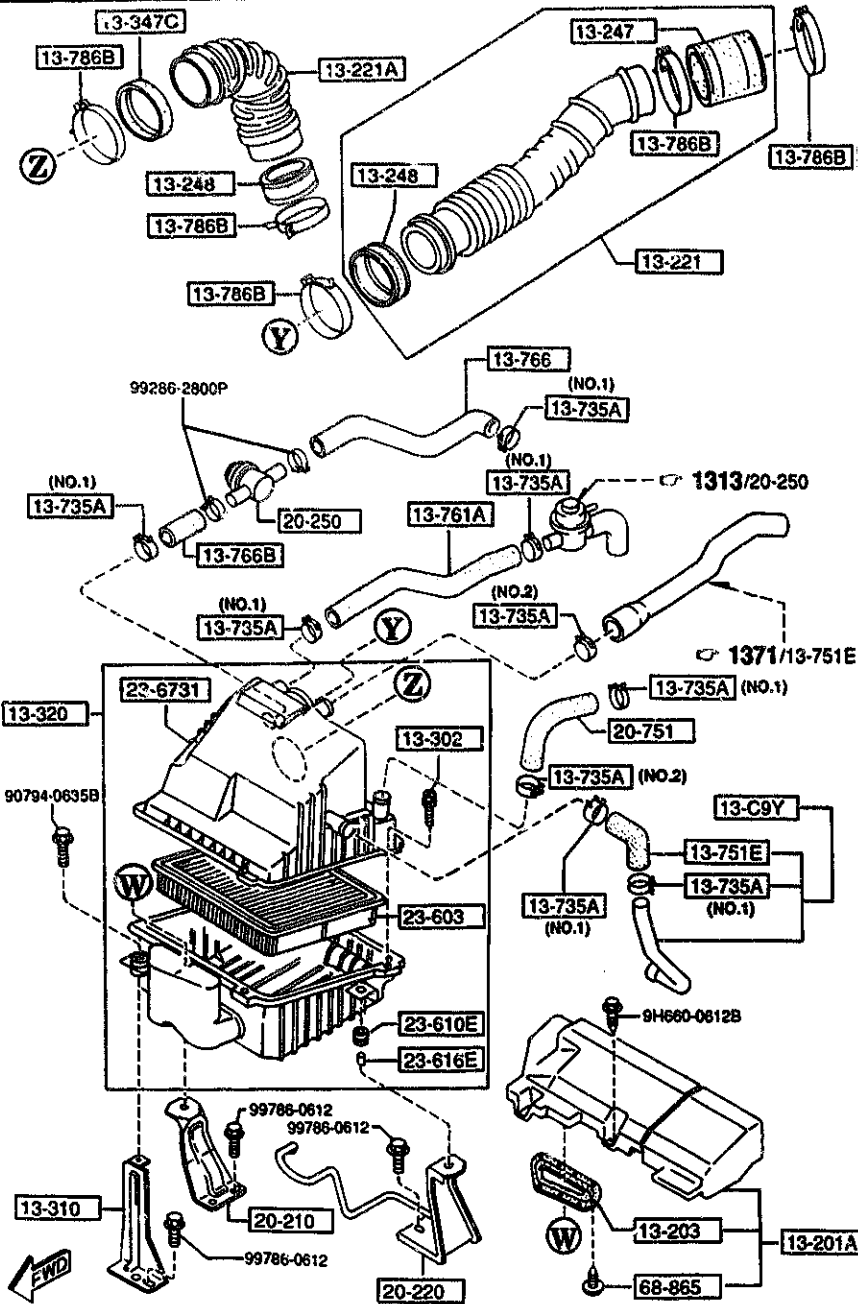
1325 FUEL DISTRIBUTOR

1325 -2 * FUEL DISTRIBUTOR



PART NO.	QTY	MODEL/RESTRICTION	MODEL/RESTRICTION	MODEL/RESTRICTION	FROM-TO
CONT'D NSA2-13-C61	2	(ILLUST. NO.2)			
↑ 13-280A ↓		PRESSURE RG., FUEL			
NSA1-13-280	1				
↑ 13-282A ↓		RING, 'O'-PRESSURE RE GU.			
N253-13-282	1				
↑ 13-290C ↓		DAMPER, PULSATION			
N3A2-20-180	1				
↑ 18-840C ↓		SENSOR, TEMP. -ENG. COO LANT			
N391-18-840	1				

1330 AIR CLEANER



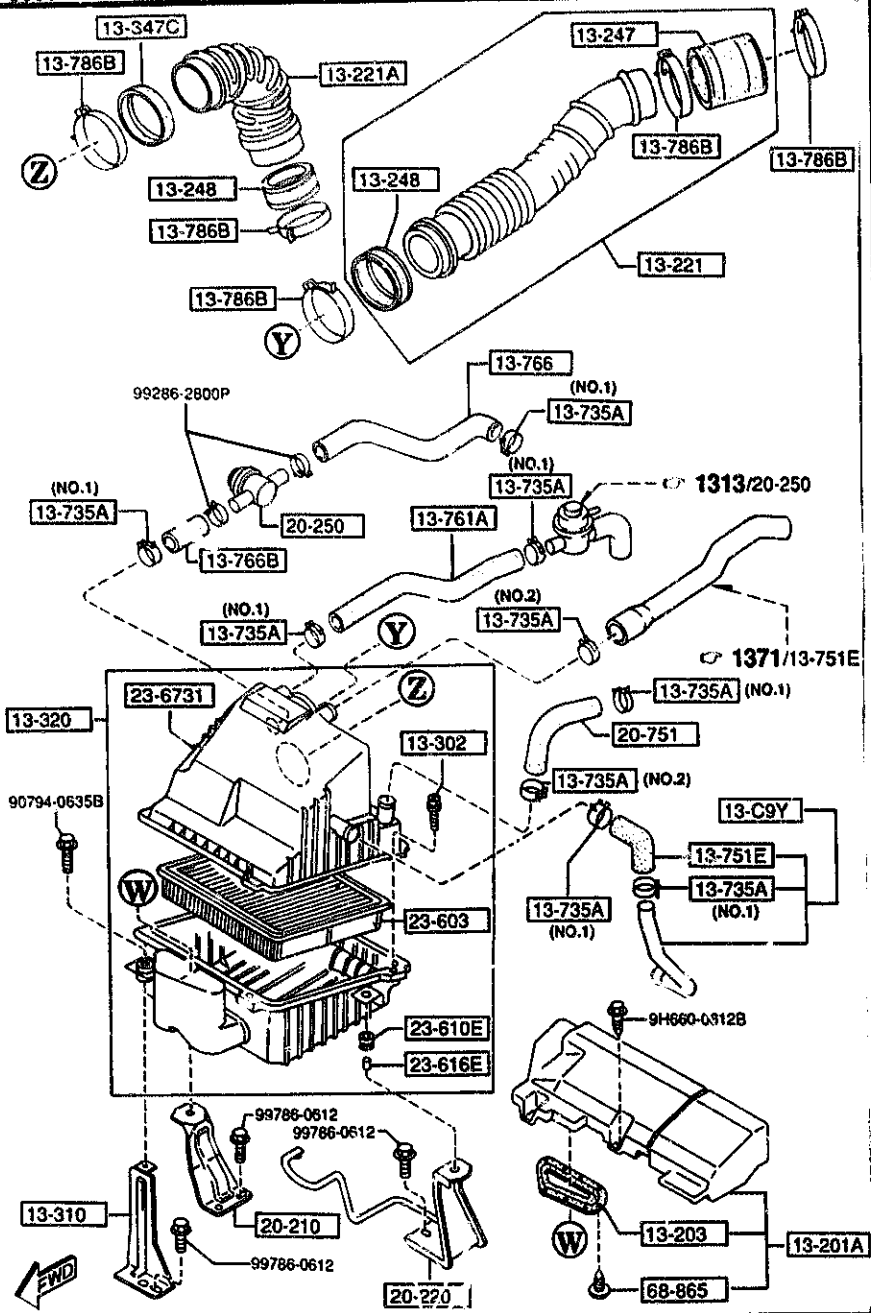
AUFA05

PART NO.	QTY	MODEL/RESTRICTION	MODEL/RESTRICTION	MODEL/RESTRICTION	FROM-TO
13-C9Y NSCL-13-C9Y	1	PIPE,RELIEF			
13-201A NSA1-13-200	1	DUCT,FRESH AIR			
13-203 NSA1-13-203	1	RUBBER,SEAL-FRESH AIR DUC			
13-221 NSA1-13-220	1	HOSE,AIR			
13-221A NSA1-13-221A	1	HOSE,AIR			
13-247 NSA3-13-247	1	JOINT,RUBBER			
13-248 NSA1-13-247	2	JOINT,RUBBER			
13-302 F201-13-302A	2	BOLT,AIR CLEANER			
13-310 NSA1-20-200	1	BRACKET,AIR CLEANER			
13-320 NSA1-13-320	1	HOUSING,AIR CLEANER			
13-347C NSA1-13-249	1	JOINT,RUBBER			
13-735A NF01-13-735	7 (ILLUST. NO.1)	CLAMP,HOSE			
13-735A NSA1-13-735	2 (ILLUST. NO.2)				
13-751E NSCL-13-751	1	HOSE,AIR			

CAT. AUFA05-03

1995-03

1330 AIR CLEANER

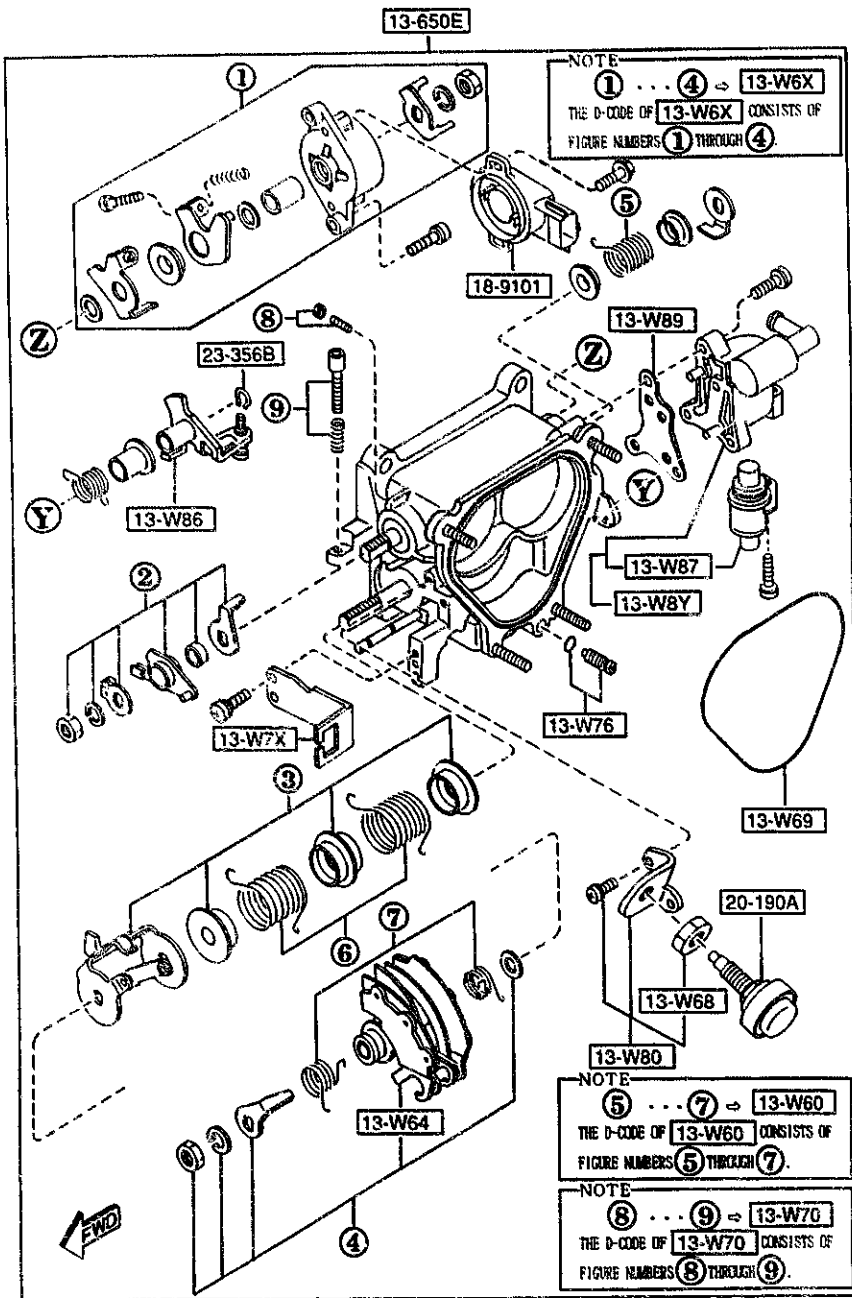


PART NO	QTY	MODEL/RESTRICTION	MODEL/RESTRICTION	MODEL/RESTRICTION	FROM FIG
13-761A		HOSE, AIR			
N3A2-13-768	1				
13-766		HOSE, AIR			
N3A1-13-766	1				
13-766B		HOSE, AIR			
N3A1-13-767	1				
13-786B		CLIP, HOSE			
N3A3-13-786	5				
20-210		BRACKET, AIR CLEANER			
N3A1-20-210	1				
20-220		BRACKET, AIR CLEANER			
N3A2-20-220	1				
20-250		VALVE, AIR BYPASS			
N3A1-20-250	1				
20-751		HOSE, AIR			
N3A1-20-751	1				
23-603		ELEMENT, AIR CLEANER			
N3A1-13-240	1				
23-610E		INSULATOR			
HE19-23-610	3				
23-616E		PIPE			
HE19-23-616	3				
23-6731		COVER, AIR CLEANER			
N3A1-13-201	1				
68-865		FASTENER			
BR70-68-865	5				

A3FA05

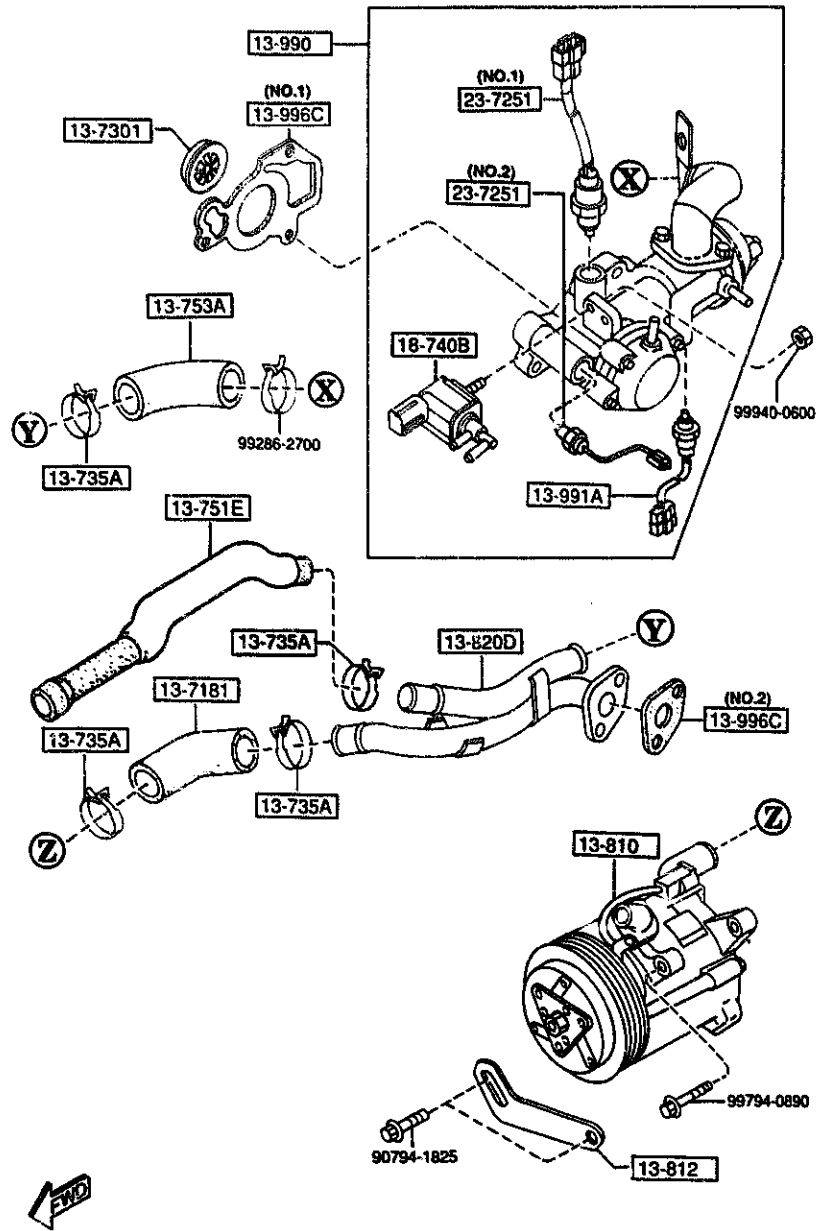
CAT. AUFA05-03

1995-03



PART NO.	QTY	MODEL/RESTRICTION	MODEL/RESTRICTION	MODEL/RESTRICTION	FROM TO
CONT'D					
N3A1-13-W89	1				
↑ 13-650E ↓		BODY, THROTTLE			
N3A1-13-640	1 (MT)				
N3A2-13-640	1 (AT)				
↑ 18-9101 ↓		SENSOR, THROTTLE POSI			
N3A1-18-911	1 (MT)				
N3A2-18-911	1 (AT)				
↑ 20-190A ↓		DASH POT			
N3A1-20-190	1				-3830
N350-20-190	1				3830-
↑ 23-356B ↓		RING, STOP			
N236-23-356	1				

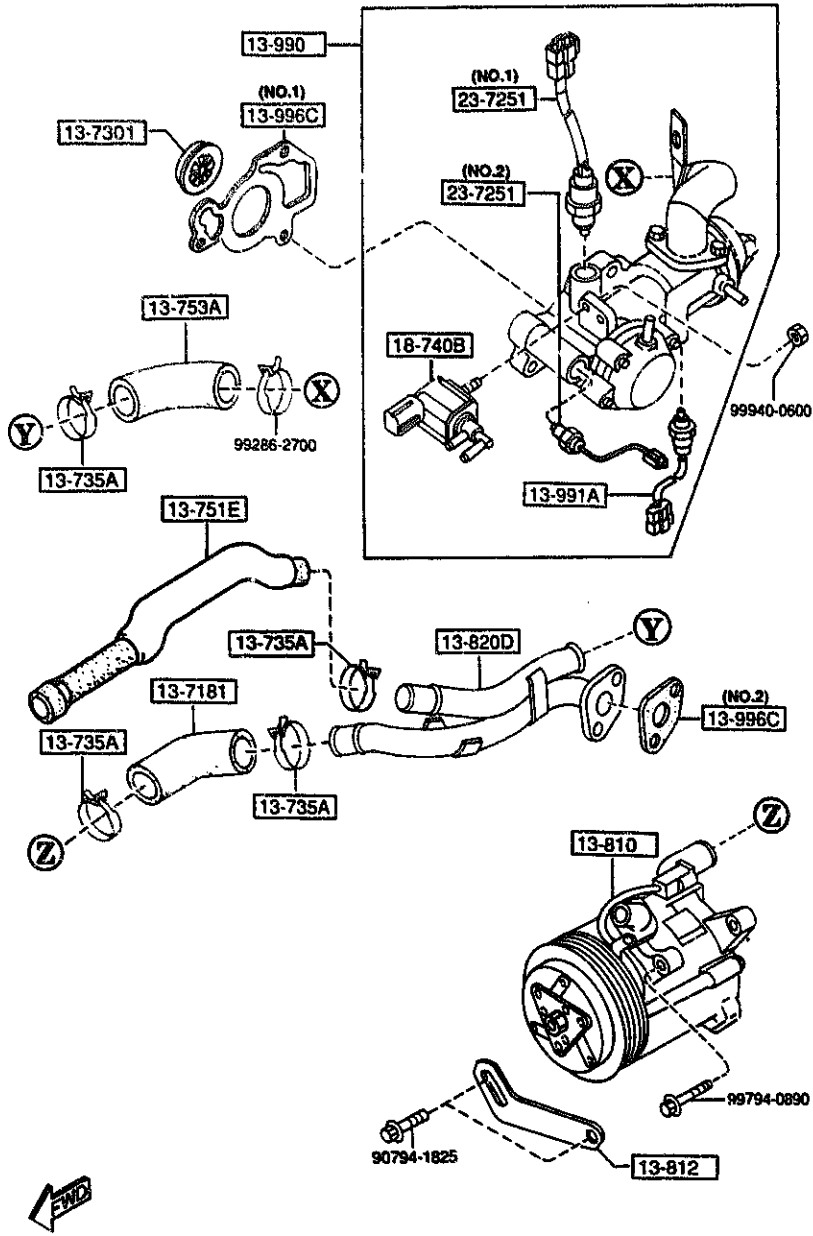
3830 FD333*-300373



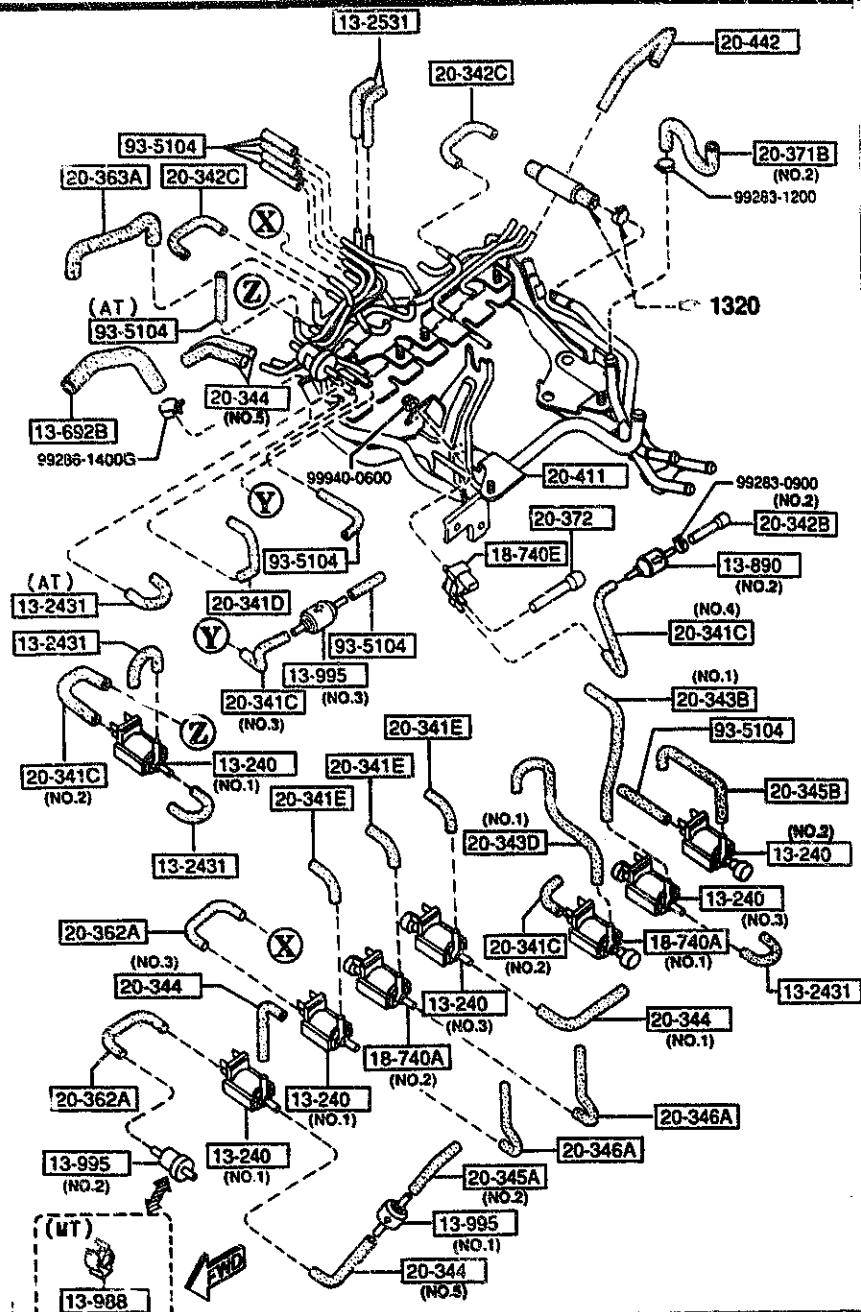
PART NO.	QTY	MODEL/RESTRICTION	MODEL/RESTRICTION	MODEL/RESTRICTION	FROM-TO
13-7181		HOSE, AIR			
N3A3-20-752	1				
13-7301		VALVE, CHECK			
1480-13-730	1				
13-735A		CLAMP, HOSE			
NF01-13-735	4				
13-751E		HOSE, AIR			
N3A3-13-754A	1				
13-753A		HOSE, AIR			
N3A3-13-753	1				
13-810		PUMP, AIR			
N3A3-13-810	1 (MT)				
N3A4-13-810	1 (AT)				
13-812		STRAP, AIR PUMP			
N3A1-13-812	1				
13-820D		PIPE, AIR			
N3A3-13-820A	1				
13-990		VALVE, AIR CONTROL			
N3A3-13-990	1 (MT)				
N3A4-13-990	1 (AT)				
13-991A		VALVE, SOLENOID-A.C. VALVE			
N3A1-13-991	1				
13-996C		GASKET, A.C.V.			
N3A3-13-996	1 (ILLUST. NO.1)				
N3A4-13-996	1 (ILLUST. NO.2)				
18-740B		VALVE, SOLENOID			
N3A1-18-741	1				
23-7251		VALVE, SOLENOID			

1371 AIR PUMP & AIR CONTROL VALVE

1371 -2 * AIR PUMP & AIR CONTROL VALVE

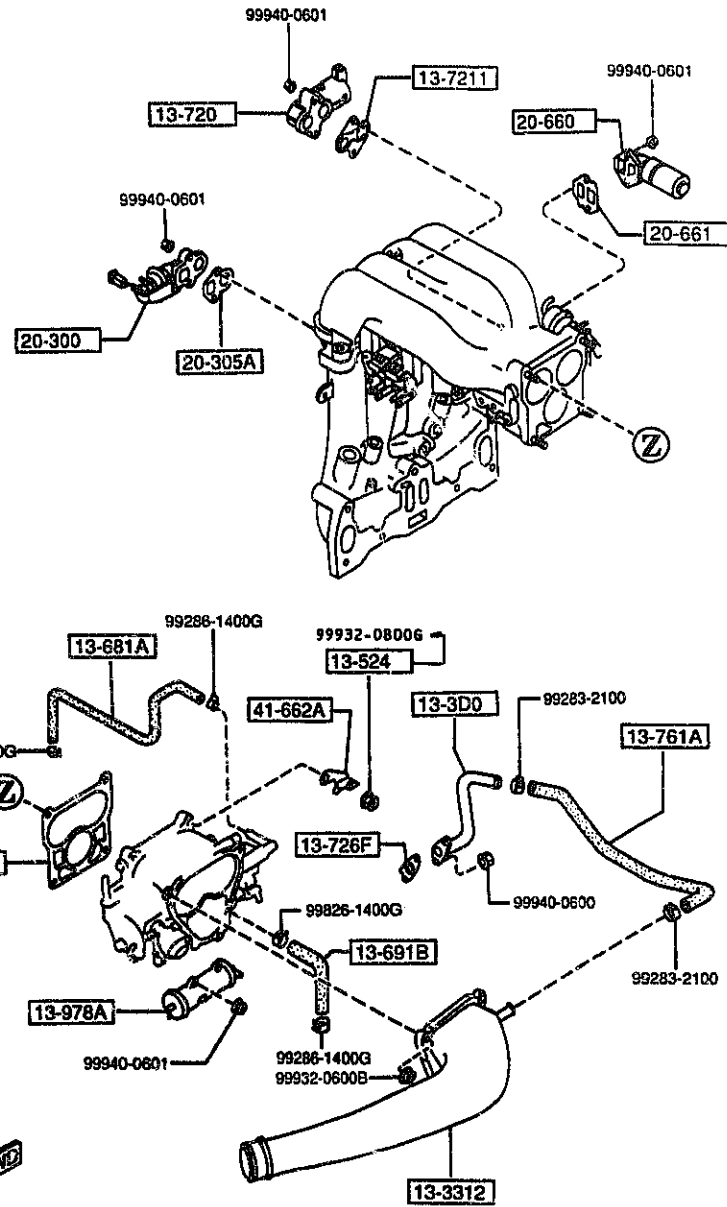


PART NO.	QTY	MODEL/RESTRICTION	MODEL/RESTRICTION	MODEL/RESTRICTION	FROM-TO
CONT'D					
N250-20-725	1	(ILLUST. NO.1)			
N304-20-725	1	(ILLUST. NO.2)			

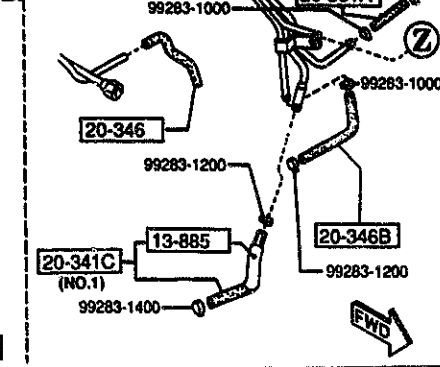
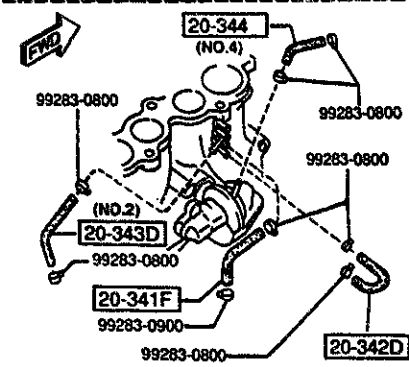
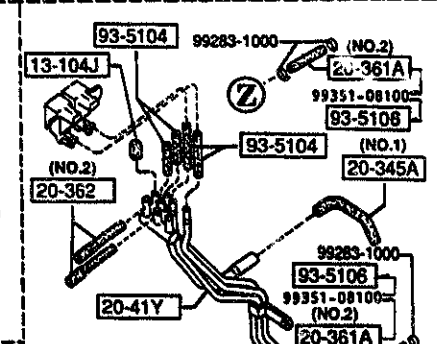
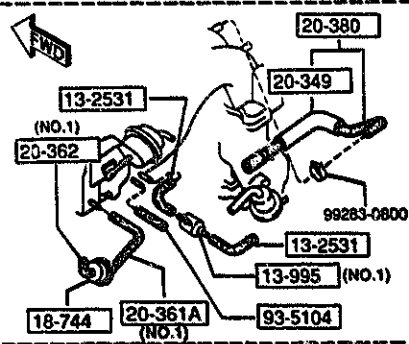
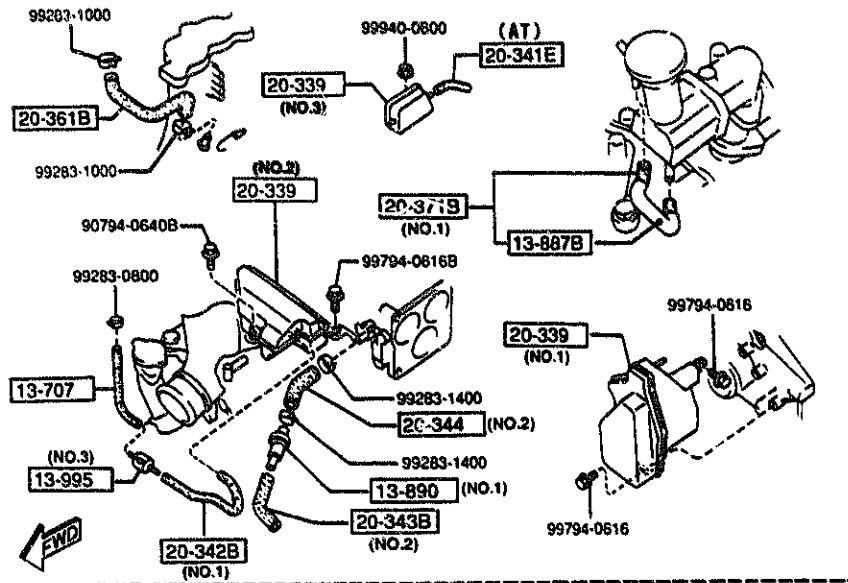


AUFA05

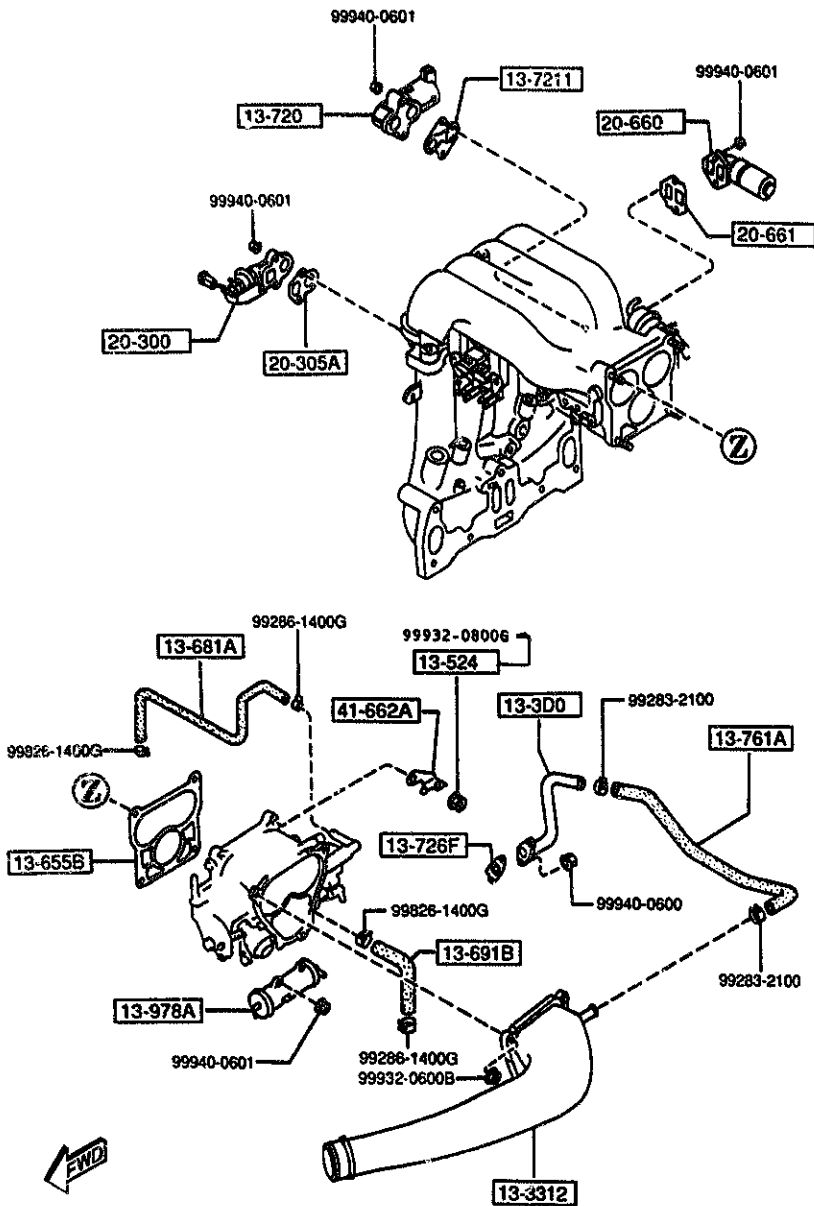
AUFA05



AUFA05



AUFA05



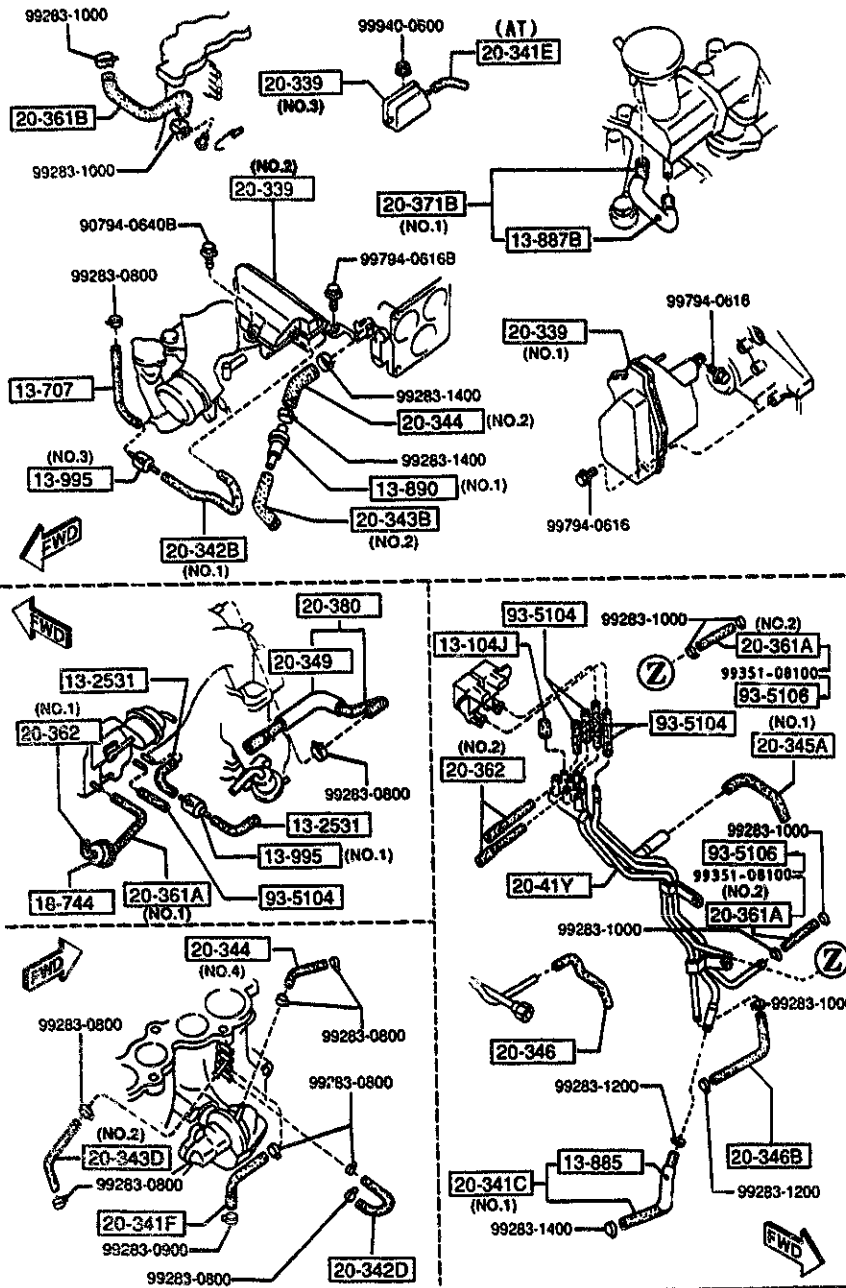
PART NO.	QTY	MODEL/RESTRICTION	MODEL/RESTRICTION	MODEL/RESTRICTION	FROM TO
CONT'D					
NSA1-13-720	1				
13-7211		GASKET			
NSA1-13-721	1				
13-726F		GASKET, SOLENOID VALVE			
NSA1-13-726	1				
13-761A		HOSE, AIR			
NSA1-13-761A	1				
13-885		PROTECTOR, SPONGE			
NSA3-13-885	1				
13-887B		PROTECTOR, SPONGE			
NSA2-13-887A	1				
13-890		VALVE, P. C. V.			
NF01-13-890	1 (ILLUST. NO. 1)				
NSA1-13-890	1 (ILLUST. NO. 2)				
13-978A		TANK, CATCH			
NSA1-13-978	1				
13-988		FILTER, AIR			
NF01-13-988A	1 (MT)				
13-995		VALVE, CHECK			
HE41-13-995	2 (ILLUST. NO. 1)				
NSA1-13-995	1 (ILLUST. NO. 2) (AT)				
N390-13-995A	2 (ILLUST. NO. 3)				
18-740A		VALVE, SOLENOID			
NSA7-18-741	1 (ILLUST. NO. 1)				
N390-18-741	1 (ILLUST. NO. 2)				
18-740E		VALVE, SOLENOID			
F285-18-741	1 MITSUBISHI				

-3901

3901 FD333*-300438

1380 EMISSION CONTROL SYSTEM

(3/3)



PART NO.	QTY	MODEL/RESTRICTION	MODEL/RESTRICTION	MODEL/RESTRICTION	FROM-TO
18-744		FILTER, AIR			
SSA1-18-744	1				
20-300		VALVE, E. G. R.			
N3A3-20-300	1				
20-305A		GASKET, E. G. R. VALVE			
N3A1-20-305A	1				
20-339		CHAMBER, VACUUM			
N3C1-20-339	1	(ILLUST. NO. 1)			
N3C2-20-339	1	(ILLUST. NO. 2)			
N3C3-20-339	1	(ILLUST. NO. 3) (AT)			
20-341C		TUBE, VACUUM			
N3A5-20-340	1	(ILLUST. NO. 1)			
NF01-20-341	2	(ILLUST. NO. 2)			
N3A4-20-341	1	(ILLUST. NO. 3)			
N3A5-20-341	1	(ILLUST. NO. 4)			
20-341D		TUBE, VACUUM			
N3A1-20-341	1				
20-341E		TUBE, VACUUM			
N3A2-20-341A	3	(MT)			
N3A2-20-341A	4	(AT)			
20-341F		TUBE, VACUUM			
N3A3-20-341A	1				
20-342B		TUBE, VACUUM			
N3A1-20-342	1	(ILLUST. NO. 1)			
N3A5-20-342	1	(ILLUST. NO. 2)			
20-342C		TUBE, VACUUM			
N3A2-20-342	2				
20-342D		TUBE, VACUUM			
N3A3-20-342	1				

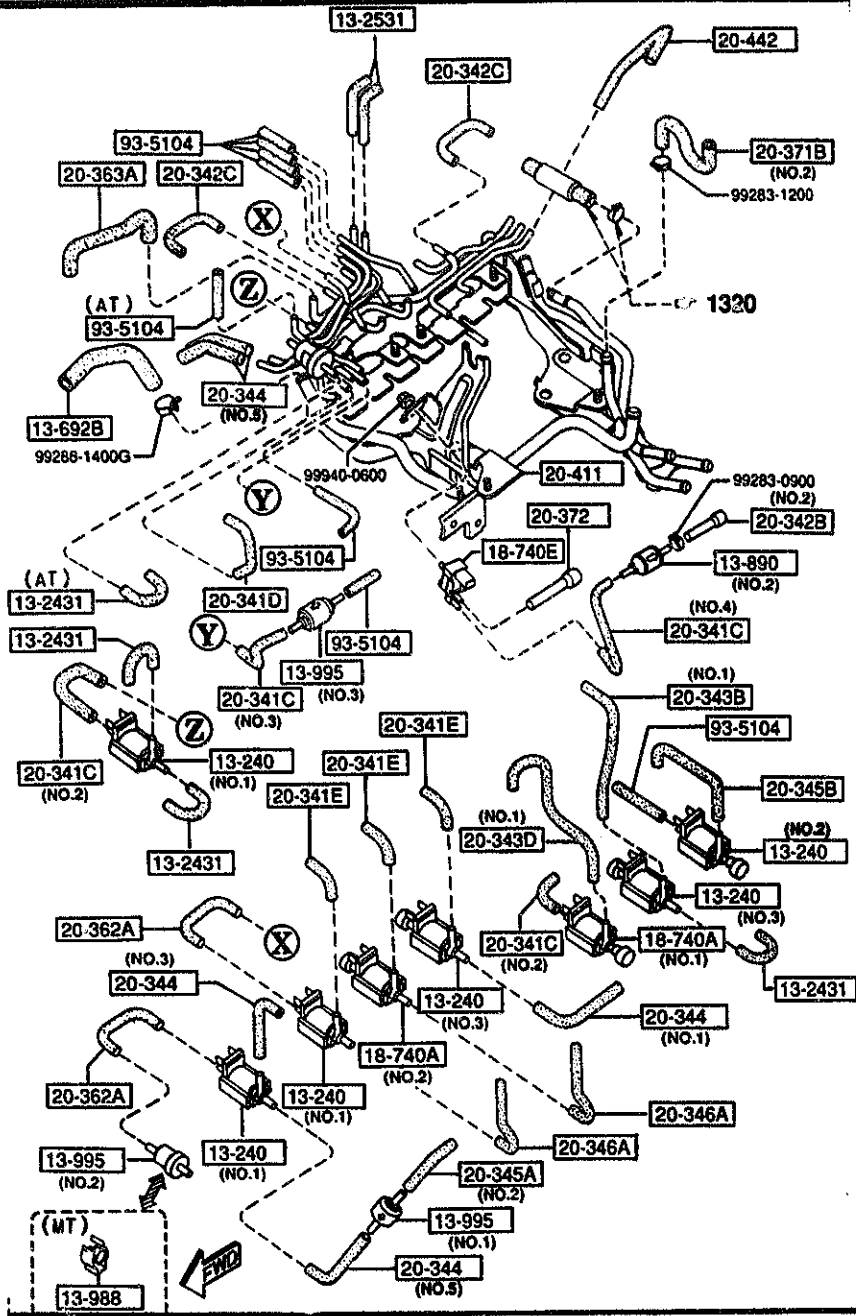
AUFA05

CAT. AUFA05-03

1995-03

1380 EMISSION CONTROL SYSTEM

(1/3)



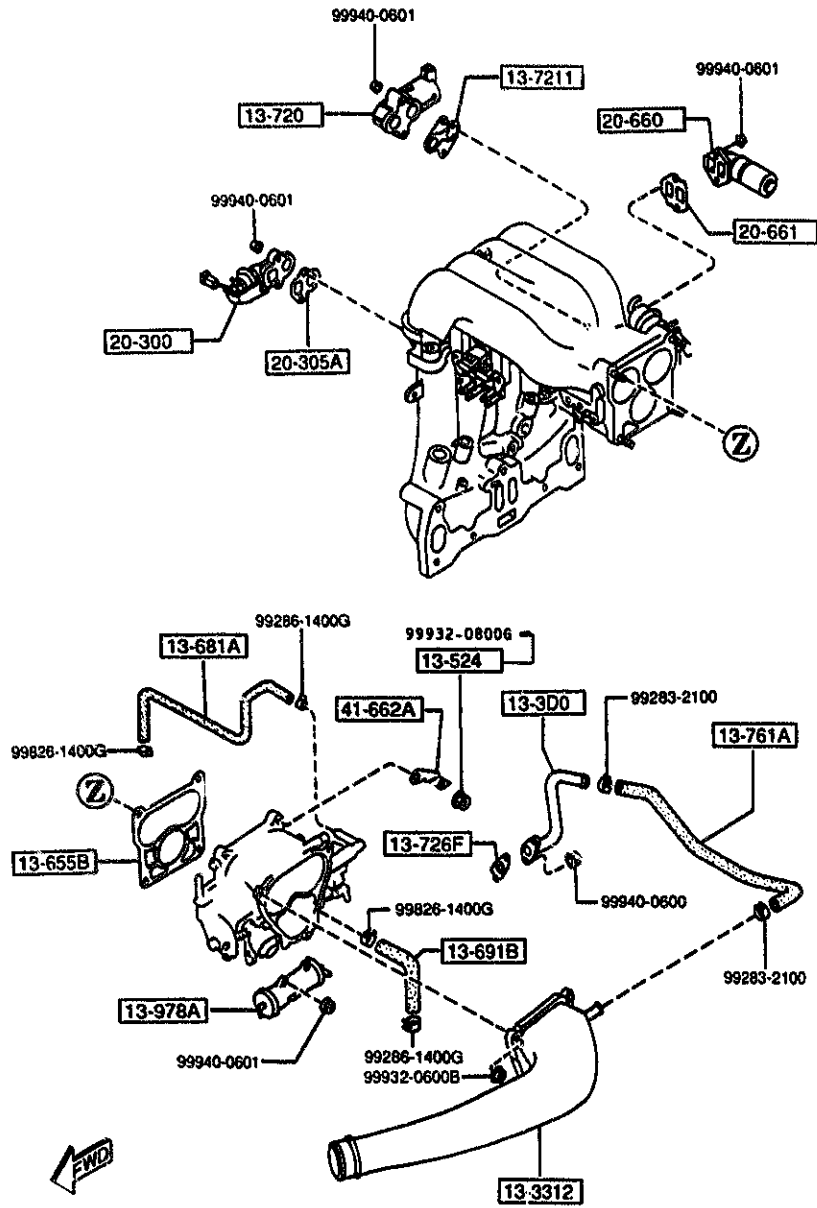
PART NO.	QTY	MODEL/RESTRICTION	MODEL/RESTRICTION	MODEL/RESTRICTION	FROM-TO
20-345B		TUBE, VACUUM			
NSA1-20-345A	1	(ILLUST. NO.1)			
NSA4-20-345	1	(ILLUST. NO.2)			
20-343D		TUBE, VACUUM			
NSA2-20-343B	1	(ILLUST. NO.1)			
NSA3-20-343A	1	(ILLUST. NO.2)			
20-344		TUBE, VACUUM			
FE4J-20-344	1	(ILLUST. NO.1)			
NSA1-20-344A	1	(ILLUST. NO.2)			
NSA2-20-344A	1	(ILLUST. NO.3) (AT)			
NSA3-20-344	1	(ILLUST. NO.4)			
NSA4-20-344	3	(ILLUST. NO.5)			
20-345A		TUBE, VACUUM			
NSA1-20-345	1	(ILLUST. NO.1)			
NSA4-20-345	1	(ILLUST. NO.2)			
20-345B		TUBE, VACUUM			
NSA2-20-345A	1				
20-346		TUBE, VACUUM			
NSA1-20-346	1				
20-346A		TUBE, VACUUM			
NSA2-20-346	2				
20-346B		TUBE, VACUUM			
NSA3-20-346A	1				
20-349		PROTECTOR, VACUUM PIPE			
NSA1-20-348	1				
20-361A		TUBE, VACUUM			
NSA1-20-361A	1	(ILLUST. NO.1)			
NSA4-20-361	2	(ILLUST. NO.2)			
3B15 FD333*-301312					

-3B15

AUFA05

CAT. AUFA05-03

1995-03



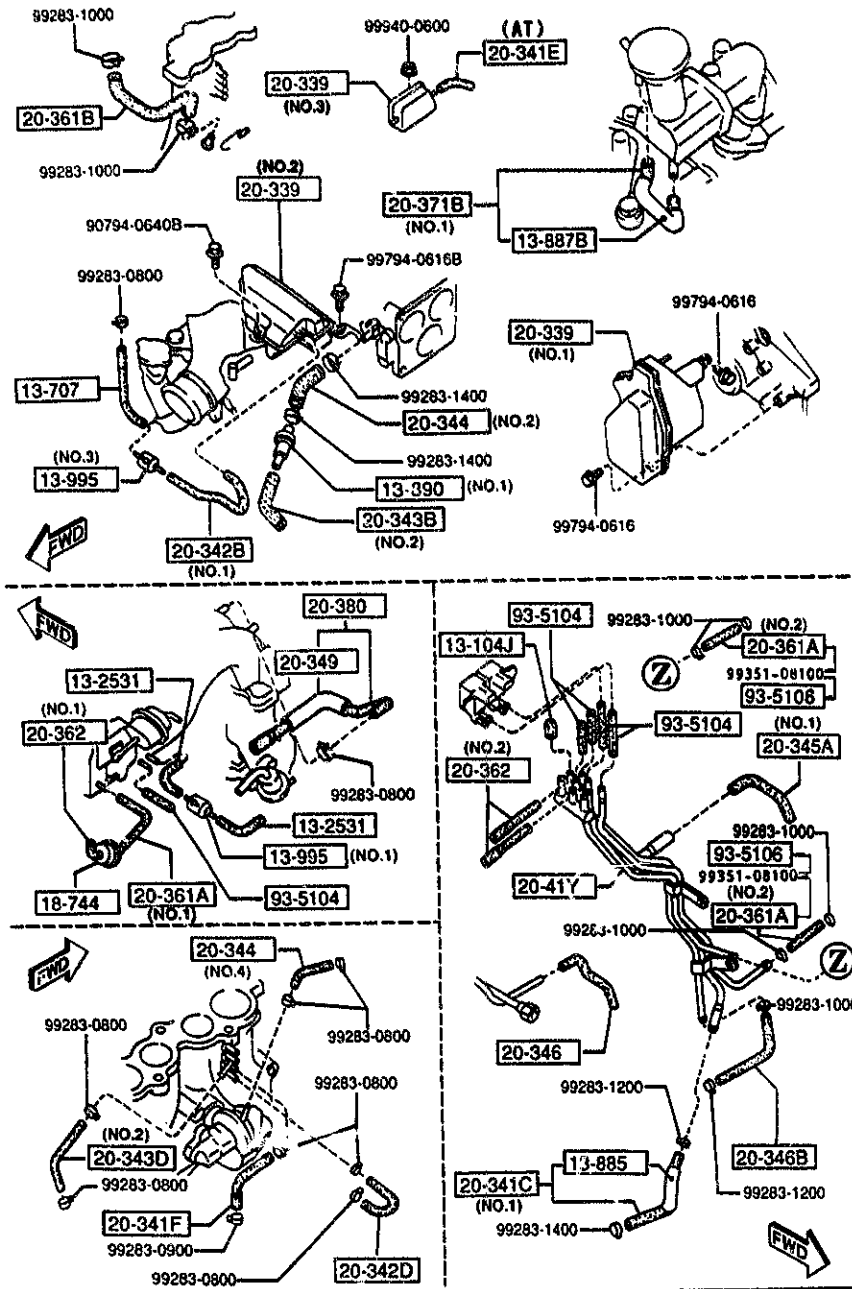
PART NO.	QTY	MODEL/RESTRICTION	MODEL/RESTRICTION	MODEL/RESTRICTION	FROM-TO
20-361B NSA2-20-361A	1	TUBE, VACUUM			
20-362 NSA1-20-362 NSA4-20-362	1 2	TUBE, VACUUM (ILLUST. NO.1) (ILLUST. NO.2)			
20-362A NSA2-20-362	2	TUBE, VACUUM			
20-363A NSA2-20-363	1	TUBE, VACUUM			
20-371B NSA1-20-371 NSA2-20-370A NSA2-20-371A	1 1 1	TUBE, VACUUM (ILLUST. NO.2) (ILLUST. NO.1) (ILLUST. NO.1)			-3901 3901-
20-372 NSA1-20-372A	1	TUBE, VACUUM			
20-380 NSA1-20-380	1	TUBE, VACUUM			
20-41Y NSA1-20-41YA	1	PIPE, AIR-VALVE ACTUATOR			
20-411 NSA1-20-410C	1	PIPE, VACUUM			
20-442 J501-20-442	1	TUBE, VACUUM			
20-660 NSA1-20-660	1	VALVE, IDLE AIR CONTROL			
20-661 NSA1-20-661	1	GASKET, B.A.C. VALVE			
41-662A		BRACKET, ACCEL CABLE			
3901 FD333*-300438					

CAT. AUF05-03

1995-03

1380 EMISSION CONTROL SYSTEM

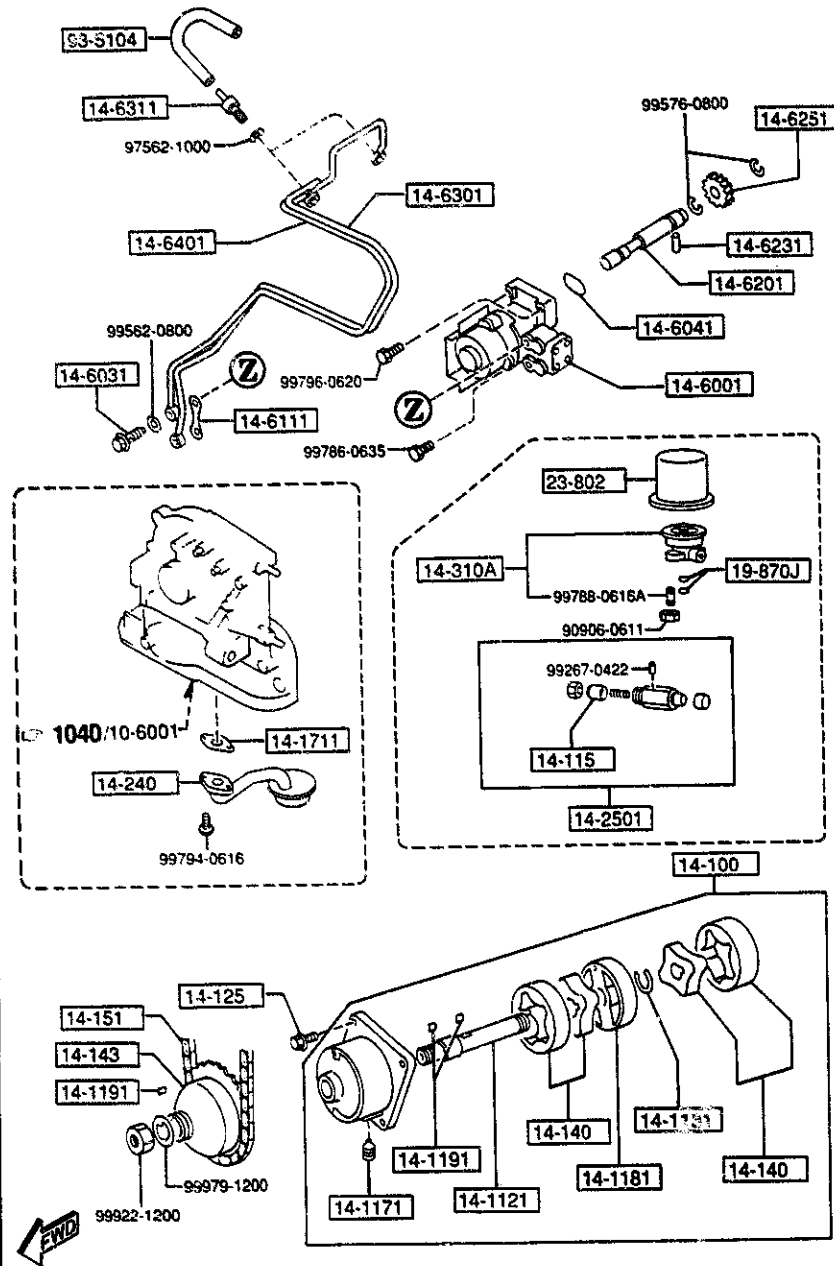
(3/3)



PART NO.	QTY	MODEL/RESTRICTION	MODEL/RESTRICTION	MODEL/RESTRICTION	FROM TO
CONT'D FD01-41-662B	1				
↑-----↑ 93-5104 ↓-----↓		HOSE			
99351-04999	2				
↑-----↑ 93-5106 ↓-----↓		HOSE			
99351-06999	1				3B23-

3B23 FD333X-301403

1400 OIL PUMP & FILTER



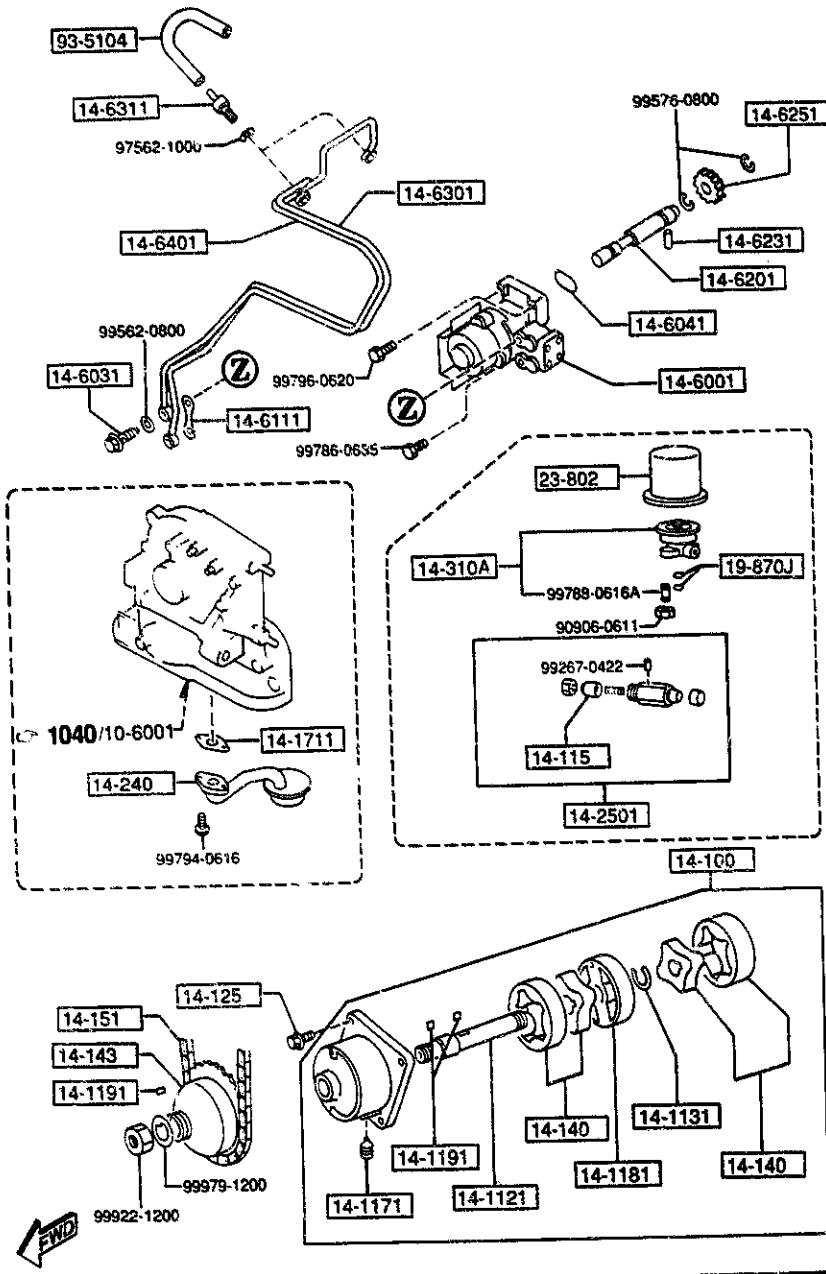
PART NO.	QTY	MODEL/RESTRICTION	MODEL/RESTRICTION	MODEL/RESTRICTION	ITEM #
14-100		PUMP,OIL			
NF01-14-100	1				
14-1121		SHAFT,OIL PUMP			
N326-14-131	1				
14-1131		RING,SNAP			
0810-14-113	1				
14-115		PLUNGER,CONTROL			
0221-14-115	1				
14-1171		BOLT,LOCK			
N326-14-117	1				
14-1181		PLATE,MIDDLE			
NF01-14-135	1				
14-1191		KEY			
0839-14-119B	3				
14-125		BOLT,SET			
8553-14-125	4				
14-140		ROTOR			
N318-14-140	2				
14-143		WHEEL,SPROCKET			
N326-14-143	1				
14-151		CHAIN,OIL PUMP			
N326-14-151	1				
14-1711		GASKET,OIL STRAINER NON ASBESTOS			
N386-14-248	1				
14-240		STRAINER,OIL			
N3A1-14-240A	1				
14-2501		REGULATOR,PRESSURE			

AUFAC:

CAT. AUF065-03

1995-03

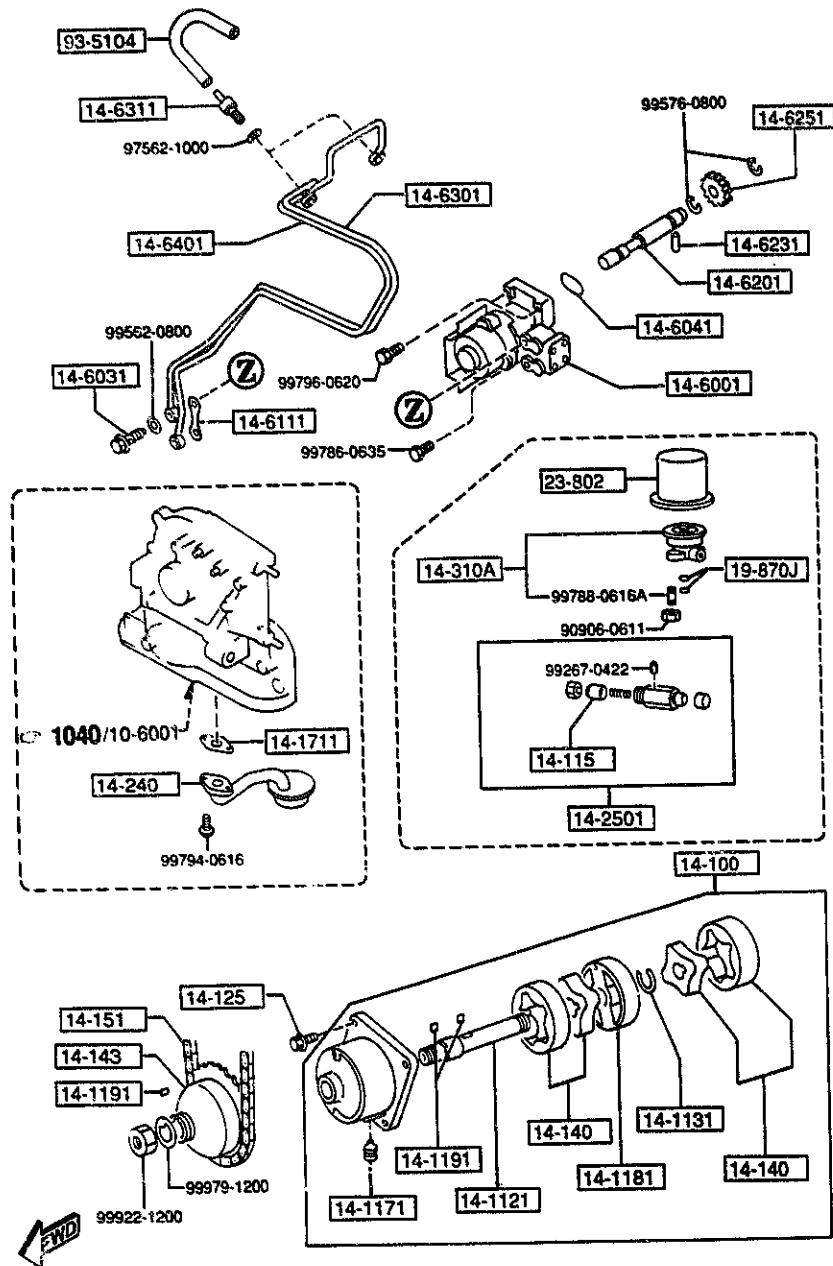
1400 OIL PUMP & FILTER



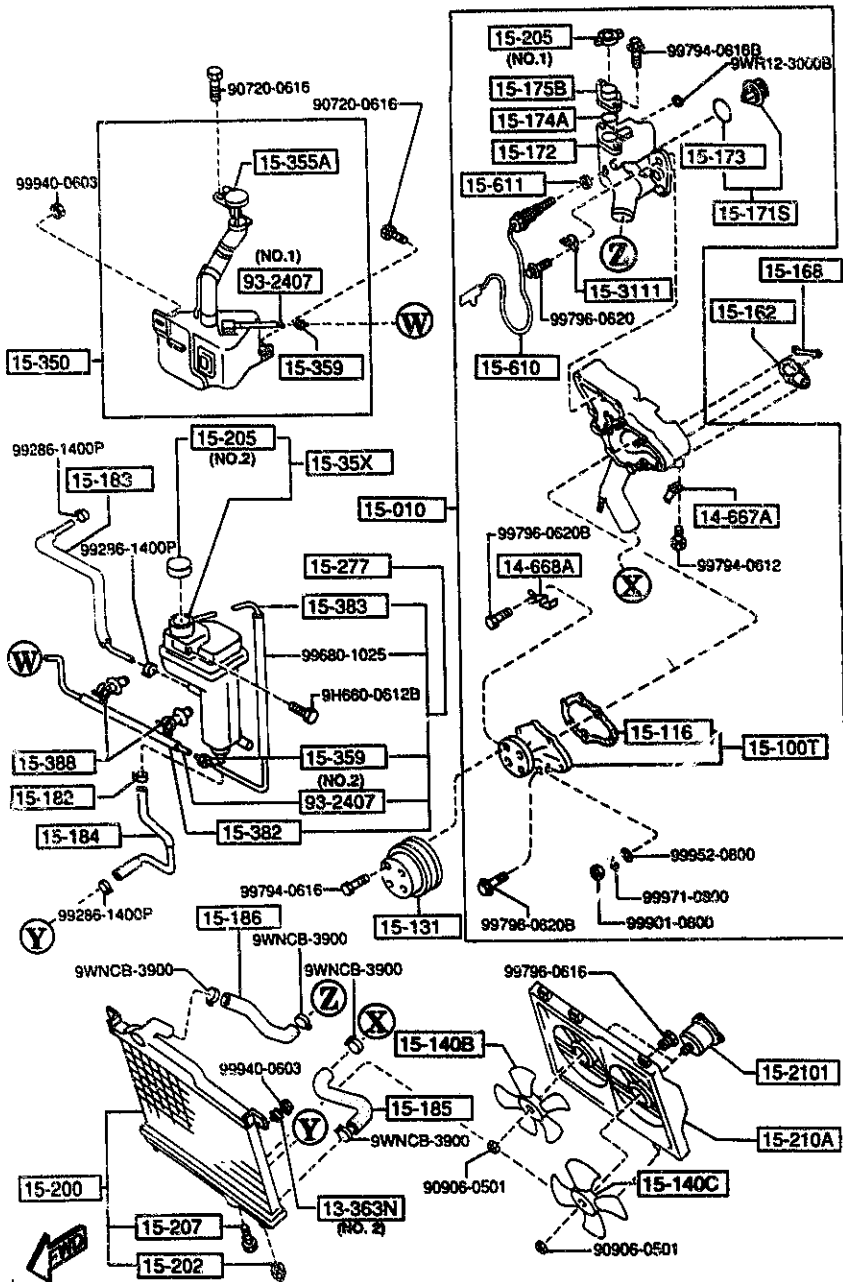
PART NO.	QTY	MODEL / RESTRICTION	MODEL / RESTRICTION	MODEL / RESTRICTION	FROM - I.
CONT'D					
N3A1-14-230	1				
----- 14-310A -----		BODY, OIL FILTER			
N3A1-14-310A	1				
----- 14-6001 -----		PUMP, METERING OIL			
N3A2-14-600	1				
----- 14-6031 -----		BOLT, CONNECTOR			
N236-14-603B	2				
----- 14-6041 -----		RING, 'O'			
N350-14-604	1				
----- 14-6111 -----		GASKET, METERING OIL			
N390-14-602	1				
----- 14-6201 -----		SHAFT, DRIVEN GEAR			
N350-14-620	1				
----- 14-6231 -----		PIN, DRIVEN GEAR			
0813-14-623	1				
----- 14-6251 -----		GEAR, DRIVEN			
0820-14-625A	1				
----- 14-6301 -----		TUBE, METERING OIL			
N3A1-14-660	1				-3A01
N3A1-14-660A	1				3A01-
----- 14-6311 -----		BOLT, CONNECTOR			
N318-14-631	2				
----- 14-6401 -----		TUBE, METERING OIL			
N3A1-14-670	1				-3A01
N3A1-14-670A	1				3A01-
----- 19-870J -----		RING, 'O'			
99541-01601	2				

3A01 FD333*-300888

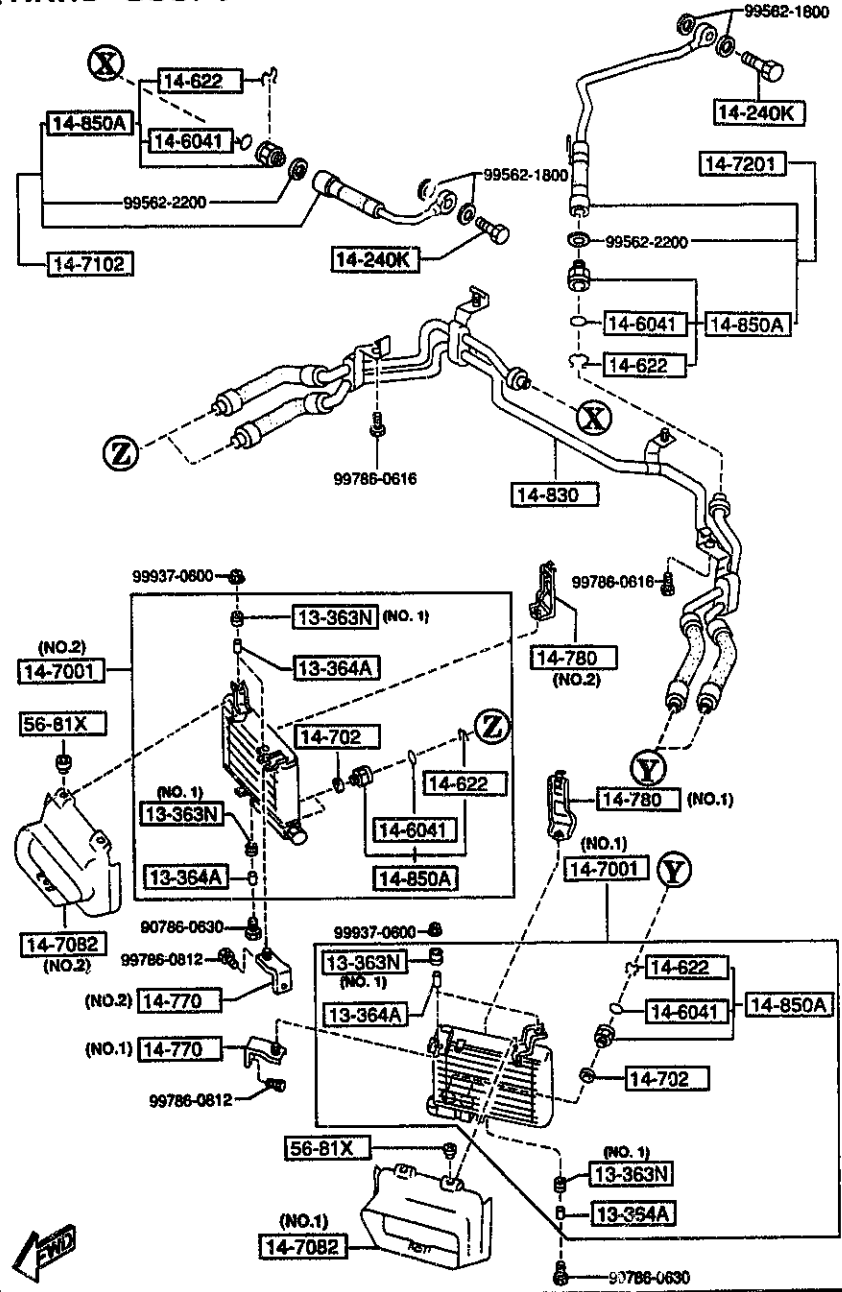
1400 OIL PUMP & FILTER



PART NO.	QTY	MODEL/RESTRICTION	MODEL/RESTRICTION	MODEL/RESTRICTION	FROM-TO
23-802 B6Y1-14-302	1	CARTRIDGE, OIL FILTER TOKYO ROKI			
93-5104 99351-04999	1	HOSE			



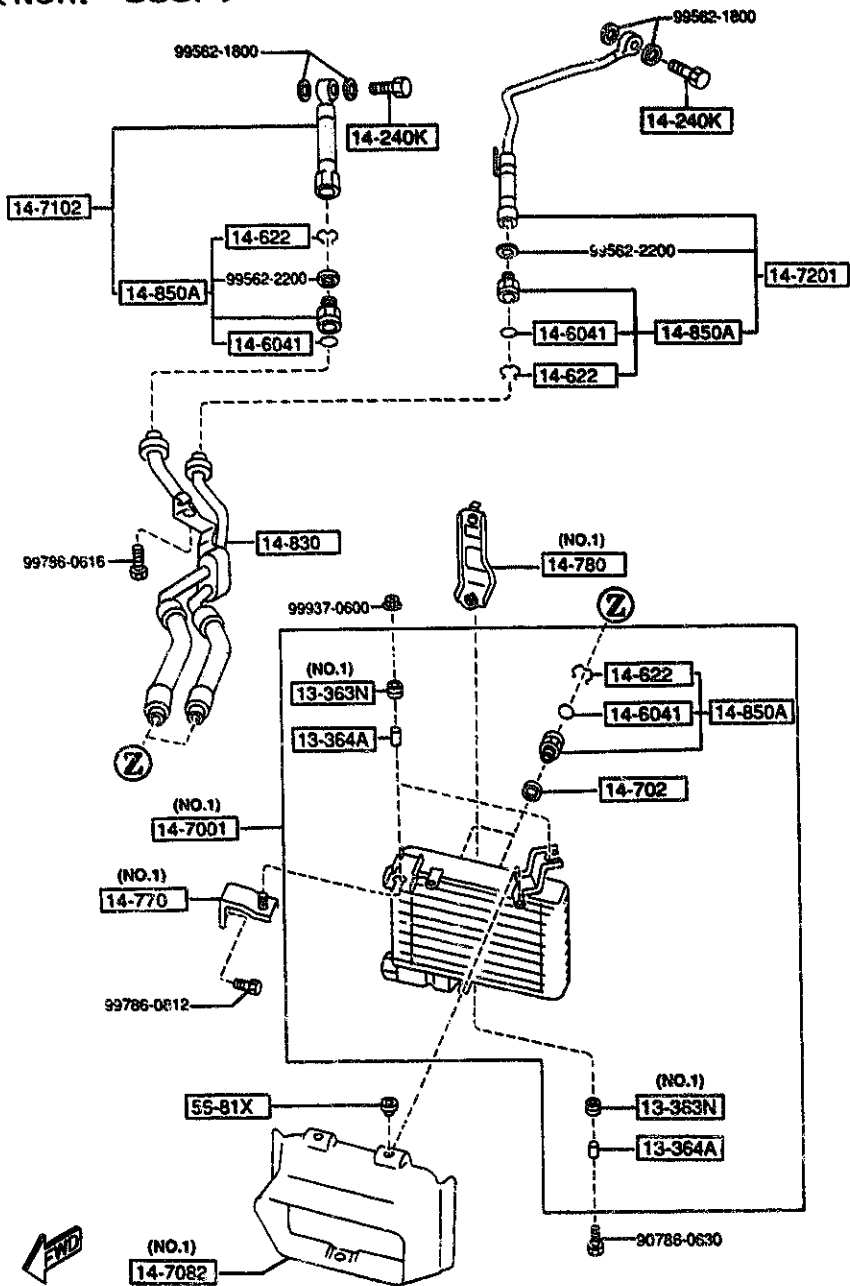
AUFA05



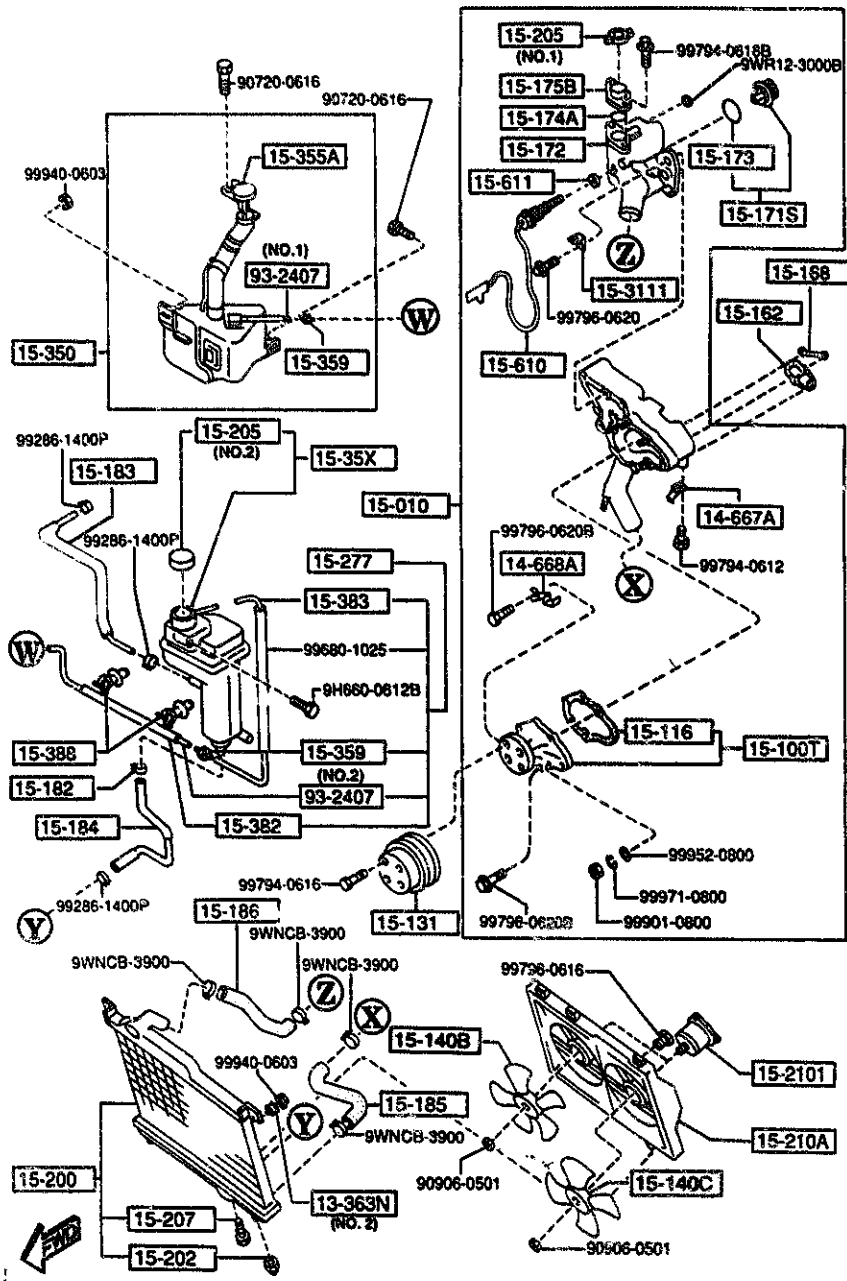
AUFA05

1500 COOLING SYSTEM
(NOR. SUSP)

(3/3)



AWD
AUF05



PART NO.	QTY	MODEL/RESTRICTION	MODEL/RESTRICTION	MODFL/RESTRICTION	FROM-TO
13-363N		RUBBER, MOUNTING			
NF01-13-363	3	(ILLUST. NO.1) (NOR. SUSP)			
NF01-13-363	6	(ILLUST. NO.1) (HARD SUSP)			
0222-13-363	2	(ILLUST. NO.2)			
13-364A		SPACER			
NF01-13-364	3	(NOR. SUSP)			
NF01-13-364	6	(HARD SUSP)			
14-240K		BOLT, CONNECTOR			
#99381-1400	2				
14-604I		RING, 'O'			
NSA1-14-604	4	(NOR. SUSP)			
NSA1-14-604	6	(HARD SUSP)			
14-622		STOPPER, CONNECTOR			
NSA1-14-622	4	(NOR. SUSP)			
NSA1-14-622	6	(HARD SUSP)			
14-667A		CLIP, OIL TUBE			
NSA1-14-667 A (NSA1-14-667A)	1				-3A01
NSA1-14-667A	1				3A01-
14-668A		CLIP, M. OIL TUBE			
NSA1-14-668 A (NSA1-14-668A)	1				-3A01
NSA1-14-668A	1				3A01-
14-700I		COOLER, OIL			
K3A1-14-700	1	(ILLUST. NO.1)			
NSA3-14-700	1	(ILLUST. NO.2) (HARD SUSP)			
14-702		GASKET			
NSA1-14-702	2	(NOR. SUSP)			
NSA1-14-702	4	(HARD SUSP)			

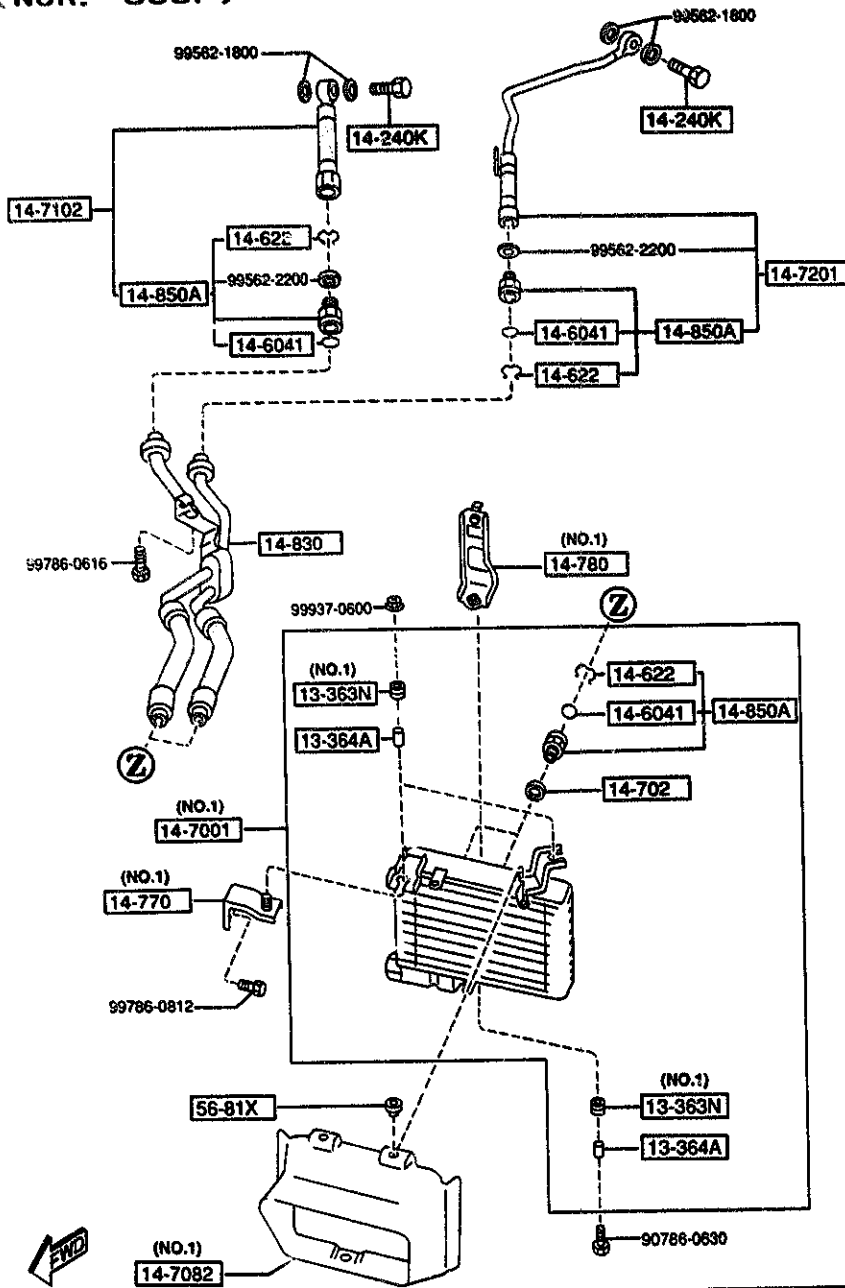
3A01 FD333*-300888

AUFA05

CAT. AUFA05-03

1995-03

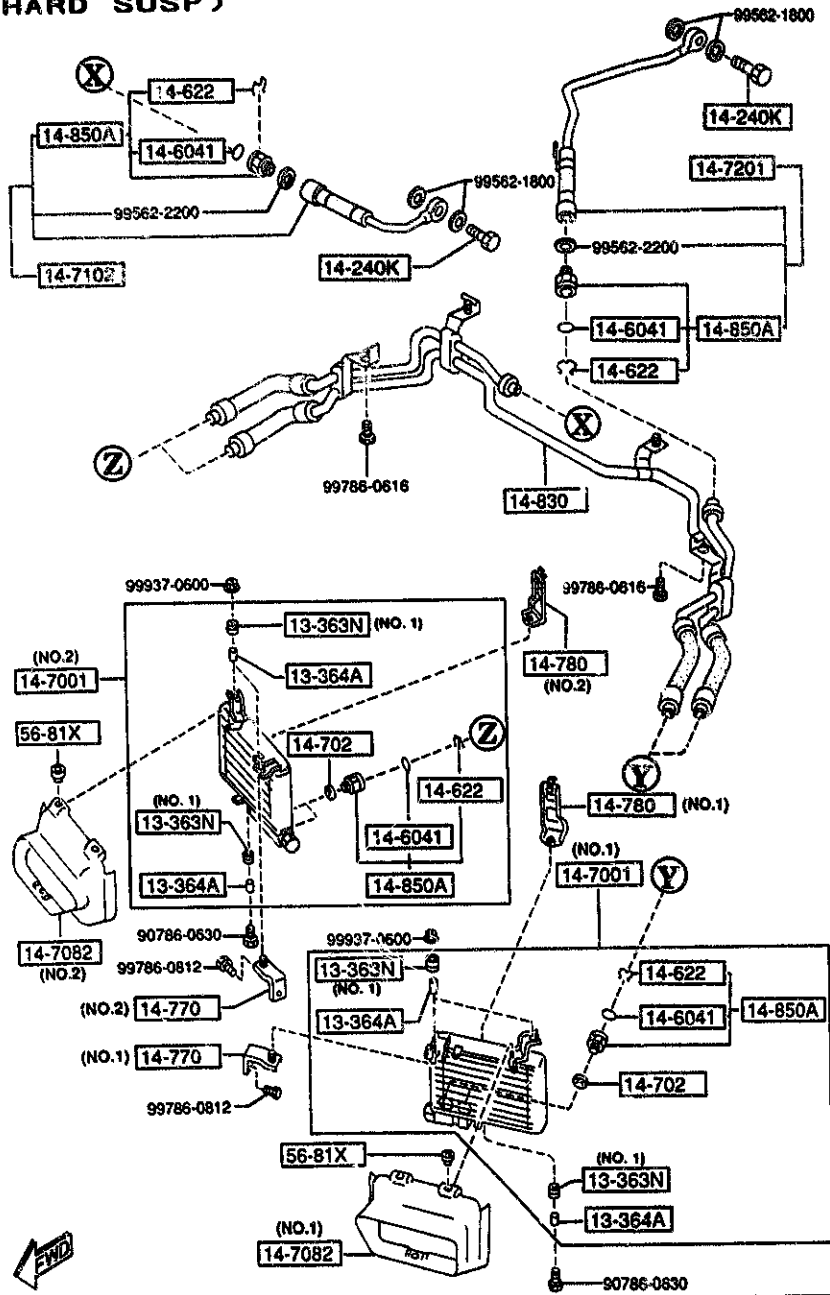
1500 COOLING SYSTEM
(NOR. SUSP)



PART NO.	QTY	MODEL/RESTRICTION	MODEL/RESTRICTION	MODEL/RESTRICTION	FROM-TO
CONT'D					
A (NSC2-15-010C)					
NSC1-15-010C	1				4113-4216
A (NSC1-15-010D)					
NSC2-15-010C	1				4113-4216
A (NSC2-15-010D)					
NSC1-15-010D	1	(MT)			4216-
NSC2-15-010D	1	(AT)			4216-
↑-----↑					
15-100T		HOUSING SET, BRG WATER PUMP			
↓-----↓					
8AF4-15-100	1				-3C15
A (8AF4-15-100A)					
8AF4-15-100A	1				3C15-
↑-----↑					
15-116		GASKET, WATER PUMP			
↓-----↓					
NSA1-15-116	1				
↑-----↑					
15-131		PULLEY, WATER PUMP			
↓-----↓					
NSA1-15-131	1				
↑-----↑					
15-140B		FAN(R), COOLING			
↓-----↓					
MNSA2-15-140	1				
↑-----↑					
15-140C		FAN(L), COOLING			
↓-----↓					
MNSA1-15-140	1				
↑-----↑					
15-162		GASKET			
↓-----↓					
NS86-15-162	1	NON ASBESTOS			
↑-----↑					
15-168		SHIM, WATER PIPE BRACKET			
↓-----↓					
NSA1-15-168	1				
↑-----↑					
15-171S		THERMOSTAT SET			
↓-----↓					
8AF6-15-171	1				
↑-----↑					
15-172		COVER, THERMOSTAT			
↓-----↓					
NSA1-15-172	1	(MT)			
NSA2-15-172	1	(AT)			
↑-----↑					
15-173		GASKET, THERMOSTAT COVER			
↓-----↓					
NSC1-15-173	1				

3C15 FD333*-301612
4113 FD333*-301899
4216 FD333*-302529

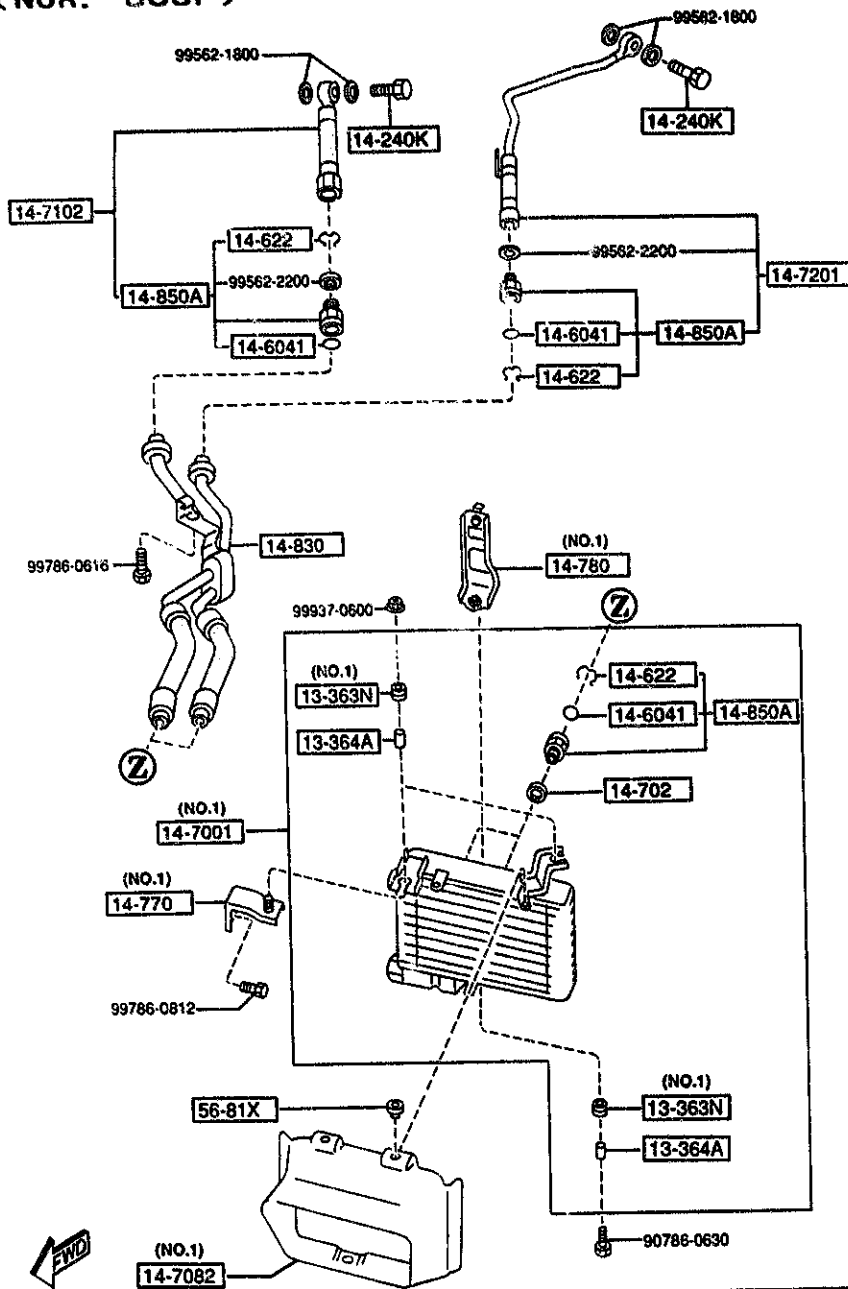
1500 COOLING SYSTEM
(HARD SUSP)



PART NO.	QTY	MODEL/RESTRICTION	MODEL/RESTRICTION	MODEL/RESTRICTION	FRONT
CONT'D	1				
15-210A	1	COWLING, RADIATOR			
NSA2-15-211B	1				
15-2101	2	FAN DRIVE			
NSA1-15-150	2				
15-277	1	HOSE, WATER SUB TANK			
NSA1-15-380C	1				
15-3111	1	BRACKET			
NSA1-15-109	1				
15-35X	1	TANK, AIR SEPARATE			-4301
NSA1-15-35XA A (NSA1-15-35XB)	1				4301-
NSA1-15-35XB	1				
15-350	1	TANK, SUB-RADIATOR			
NSA1-15-350B	1				
15-355A	1	CAP, SUB TANK			
NSA1-15-355	1				
15-359	2	PIPE, JOINT			
NSA1-15-359	2				
15-382	1	PROTECTOR, HOSE-SUB TANK			
F201-15-382	1				
15-383	1	HOSE, SUB TANK			
NSA1-15-383	1				
15-388	2	CLIP, HOSE-SUB T. & WATER H			
F201-15-388A	2				
15-610	1	SENSOR, WATER LEVEL			-4113
NSA1-15-610 A (NSA1-15-610A)	1				4113-
NSA1-15-610A	1				

4113 FD333X-301899
4301 FD333X-302764

1500 COOLING SYSTEM
(NOR. SUSP)



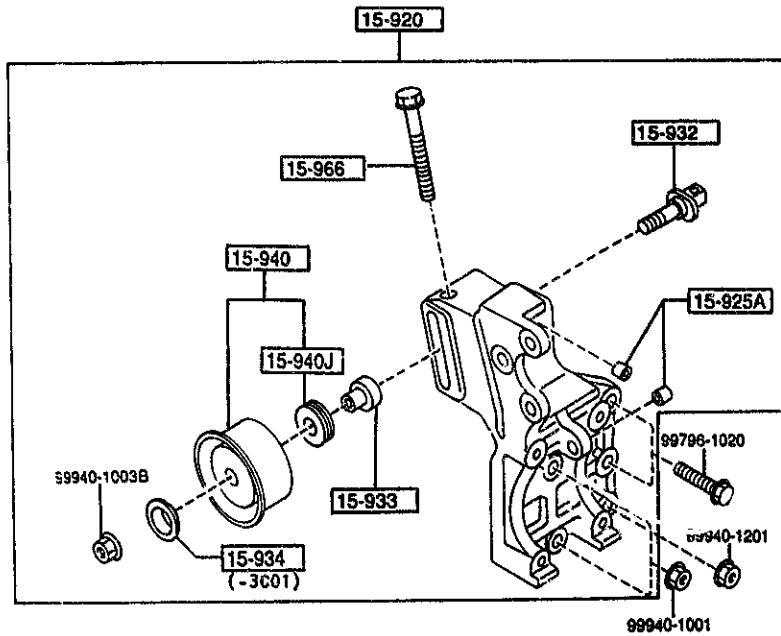
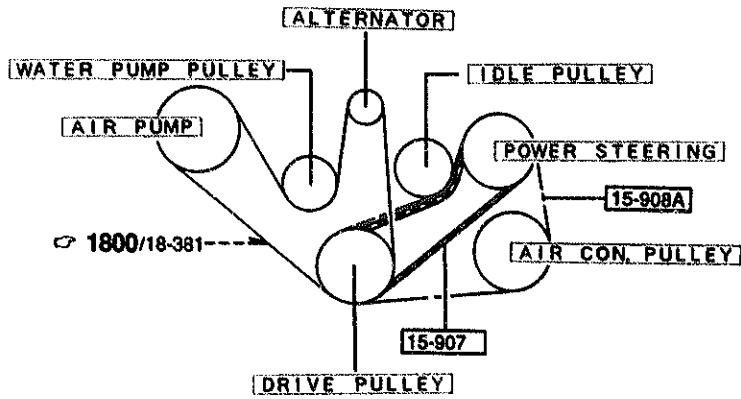
PART NO.	QTY	MODEL/RESTRICTION	MODEL/RESTRICTION	MODEL/RESTRICTION	FROM 15
15-611		GASKET			
8553-15-611	1				
56-81X		FASTENER, DUCT PANEL			
FB01-56-81X	3	(NOR. SUSP)			
FB01-56-81X	6	(HARD SUSP)			
93-2407		HOSE, WATER			
99324-07200	1	(ILLUST. NO.1)			
99324-07400	1	(ILLUST. NO.2)			

← FWD
AUFA05

CAT. AUFA05-03

1995-03

1580 BRACKET, PULLEY & BELT

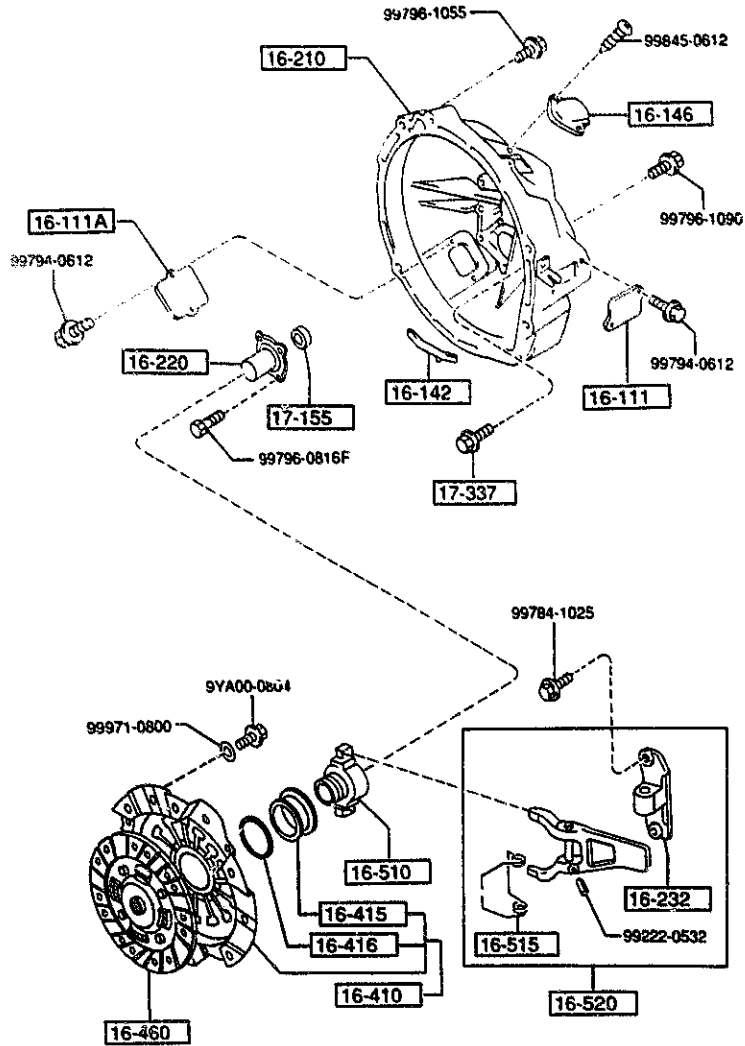


1580 -1 M BRACKET, PULLEY & BELT

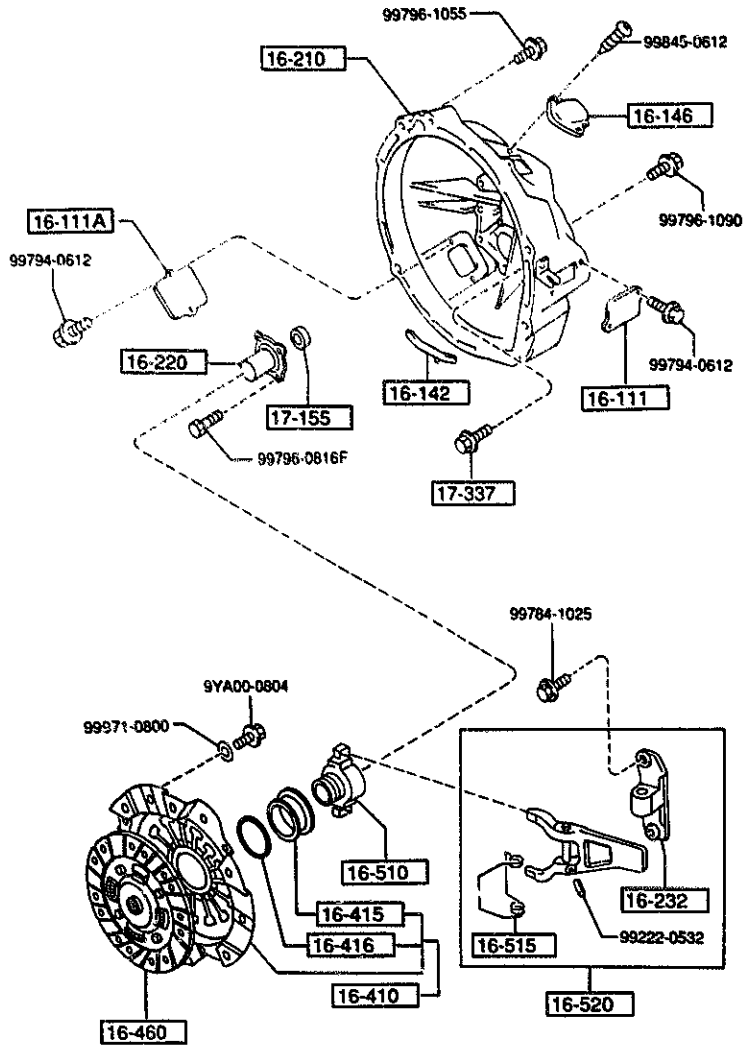
PART NO.	QTY	MODEL/RESTRICTION	MODEL/RESTRICTION	MODEL/RESTRICTION	FROM TO
15-907		BELT*V*			
NSA1-15-907	1	6PK-920 (W/ P.S.)			
15-908A		DELT,V			
NSA1-15-908	1	6PK-1045 (W/AIR CON.)			
15-920		BRACKET,COMPRESSOR			
NSA1-15-910A	1	(W/ P.S.)			
15-925A		BUSH			
N326-15-812	2	(W/ P.S.)			
15-932		SHAFT,PULLEY			
NSA1-15-932	1	(W/ P.S.)			-3C01
NSA1-15-932A	1	(W/ P.S.)			3C01-
15-933		COLLAR,COMP.BRKT			
NSA1-15-933	1	(W/ P.S.)			-3C01
NSA1-15-933A	1	(W/ P.S.)			3C01-
15-934		COVER,DUST			
NSA1-15-934	1	(W/ P.S.)			-3C01
15-940		PULLEY,IDLE			
NSA1-15-94V	1	(W/ P.S.)			
15-940J		BEARING			
99606-23030	1	(W/ P.S.)			
15-966		BOLT,ADJUST			
NSA1-15-966	1	(W/ P.S.)			

3C01 FD335*-301464

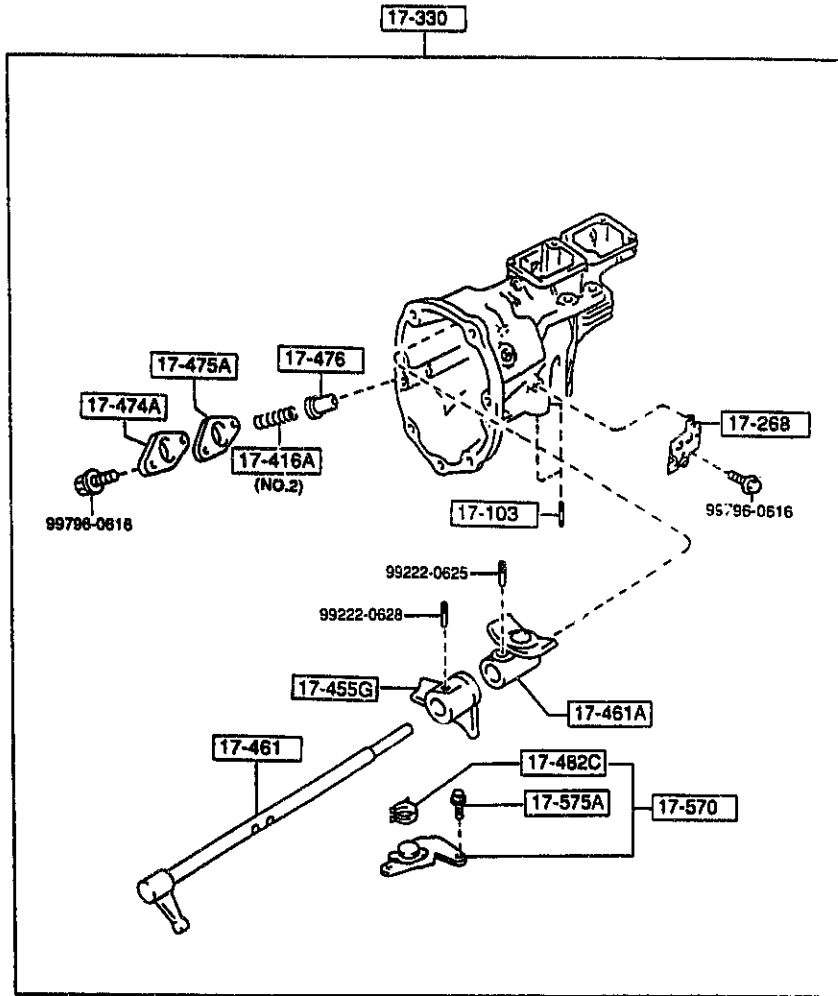
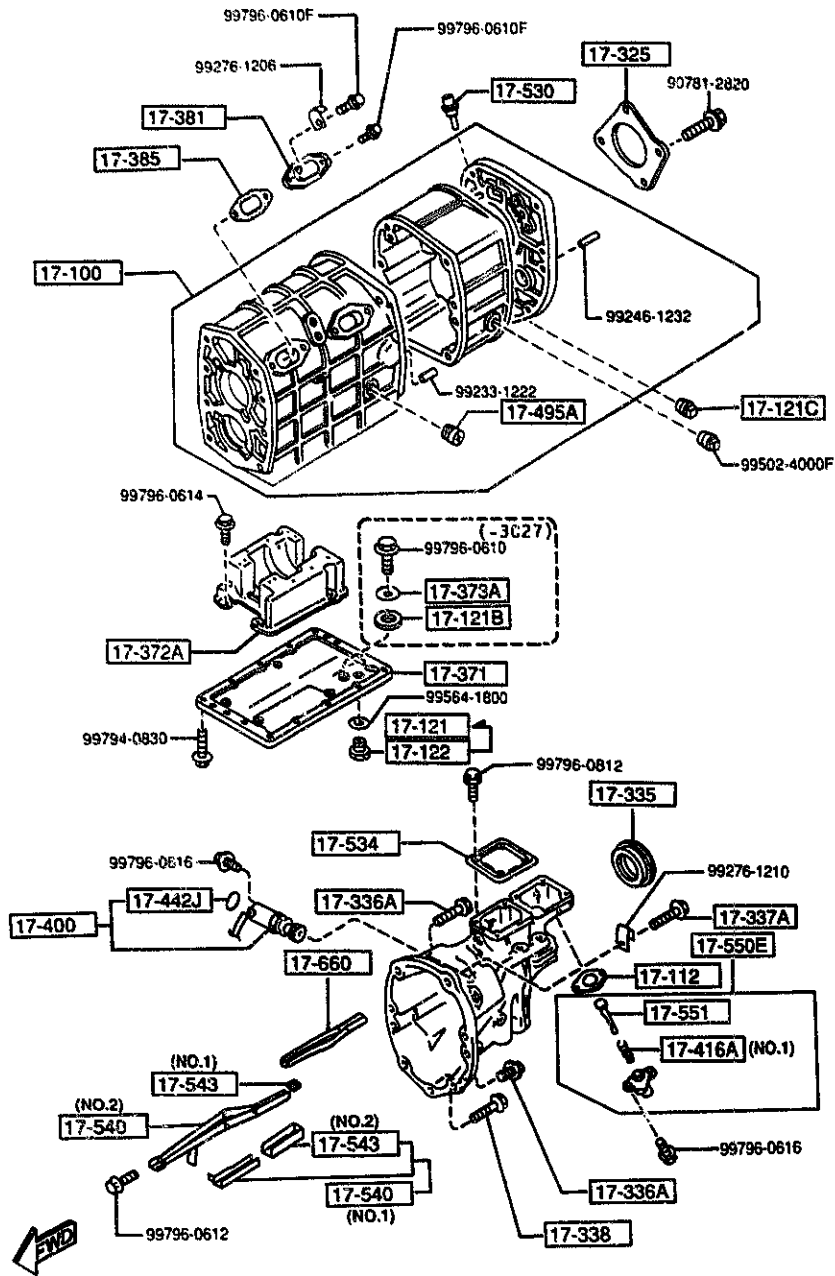


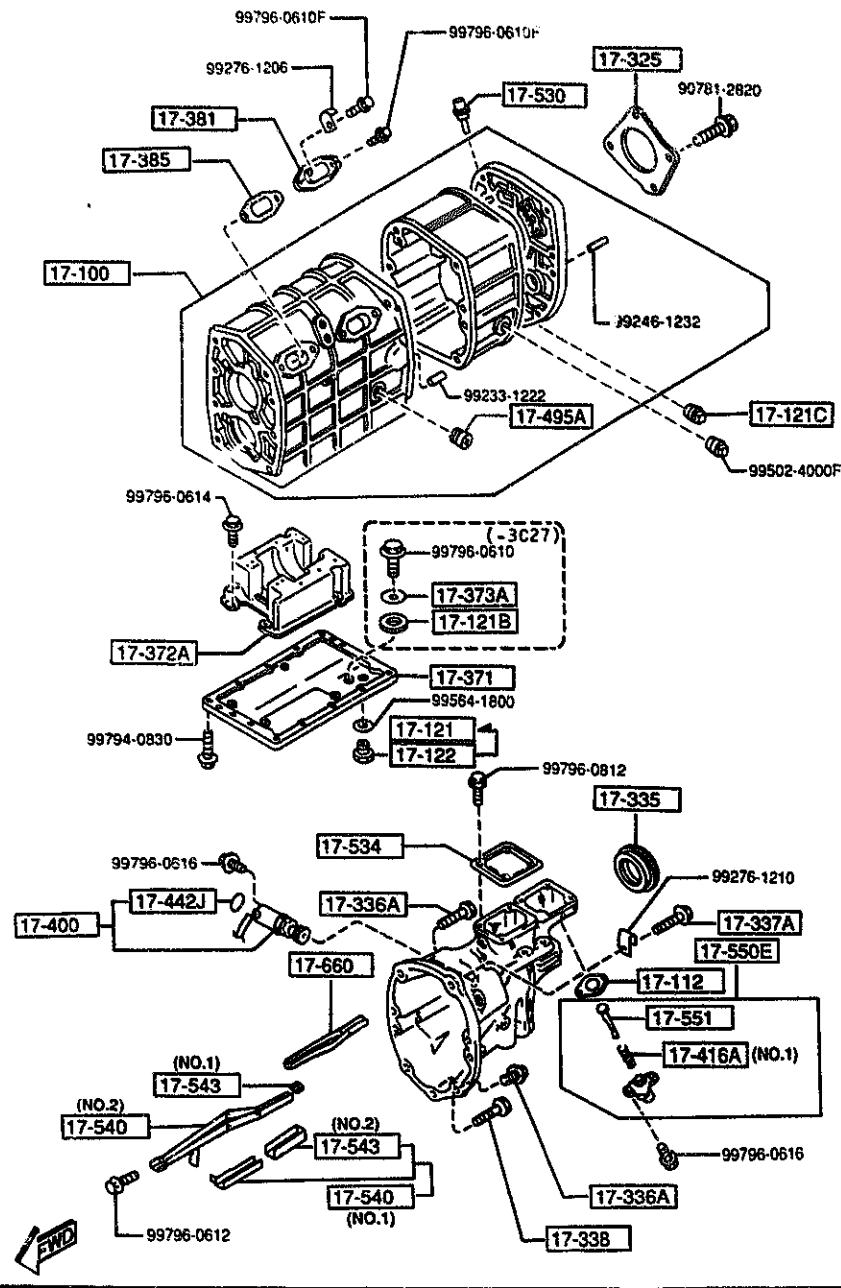


PART NO	QTY	MODEL/RESTRICTION	MODEL/RESTRICTION	MODEL/RESTRICTION	FROM-TO
16-111		COVER, PEEPING HOLE			
N315-16-111	1				
16-111A		COVER, PEEPING HOLE			
N315-16-117	1				
16-142		COVER, DUST			
N315-16-142	1				
16-146		COVER, VENT.			
N315-16-150	1				
16-210		HOUSING, CLUTCH			
N315-16-210B	1				
16-220		COVER, FRONT CLUTCH			
N315-16-221	1				
16-232		BUSH			
N315-16-522	1				
16-410		COVER, CLUTCH			
N315-16-410B	1				
16-415		COLLAR, WEDGE			
N315-16-415	1				
16-416		RING, WIRE			
N315-16-416	1				
16-460		DISC, CLUTCH			
N315-16-460B		NON ASBESTOS			
A (N315-16-460C)	1				-3805
N315-16-460C	1				3805-
16-510		COLLAR, CLUTCH REL.			
N315-16-510	1				
16-515		SPRING, CLUTCH COLLAR			
N315-16-515	1				
3805 FD333*-300031					

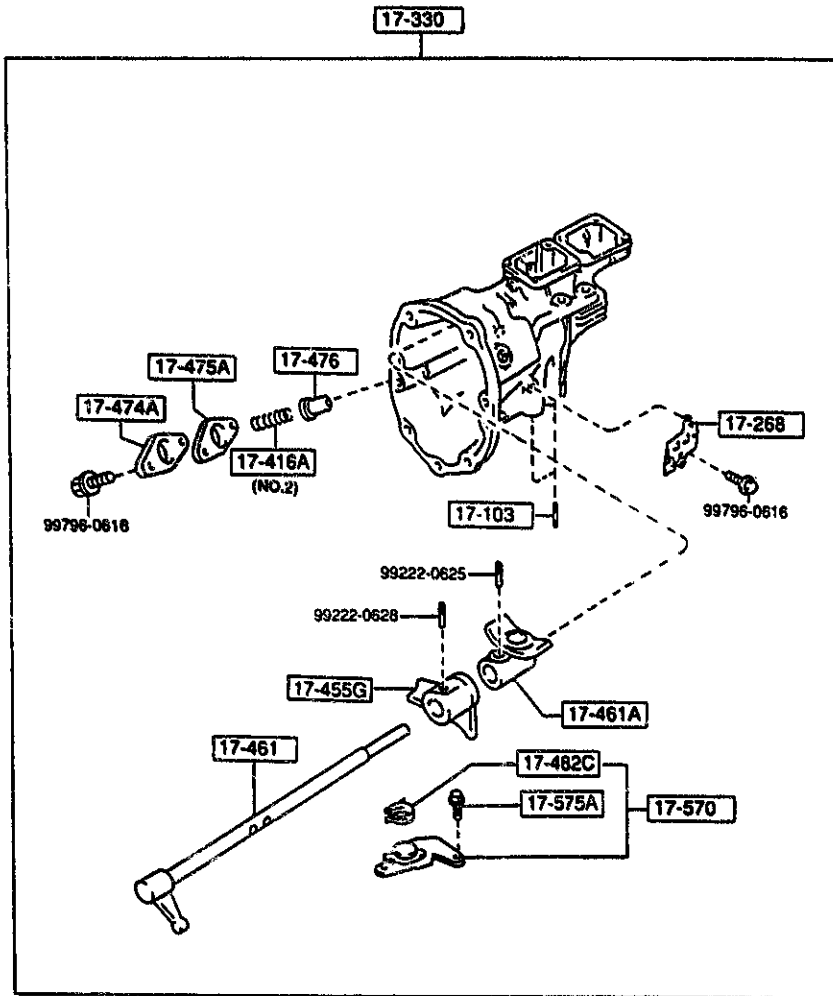


PART NO.	QTY	MODEL/RESTRICTION	MODEL/RESTRICTION	MODEL/RESTRICTION	FORM-19
16-520		FORK, CLUTCH RELEASE			
N515-16-520B	1				
17-155		SEAL, OIL			
H501-17-103	1				
17-337		BOLT			
R402-17-337A	10				





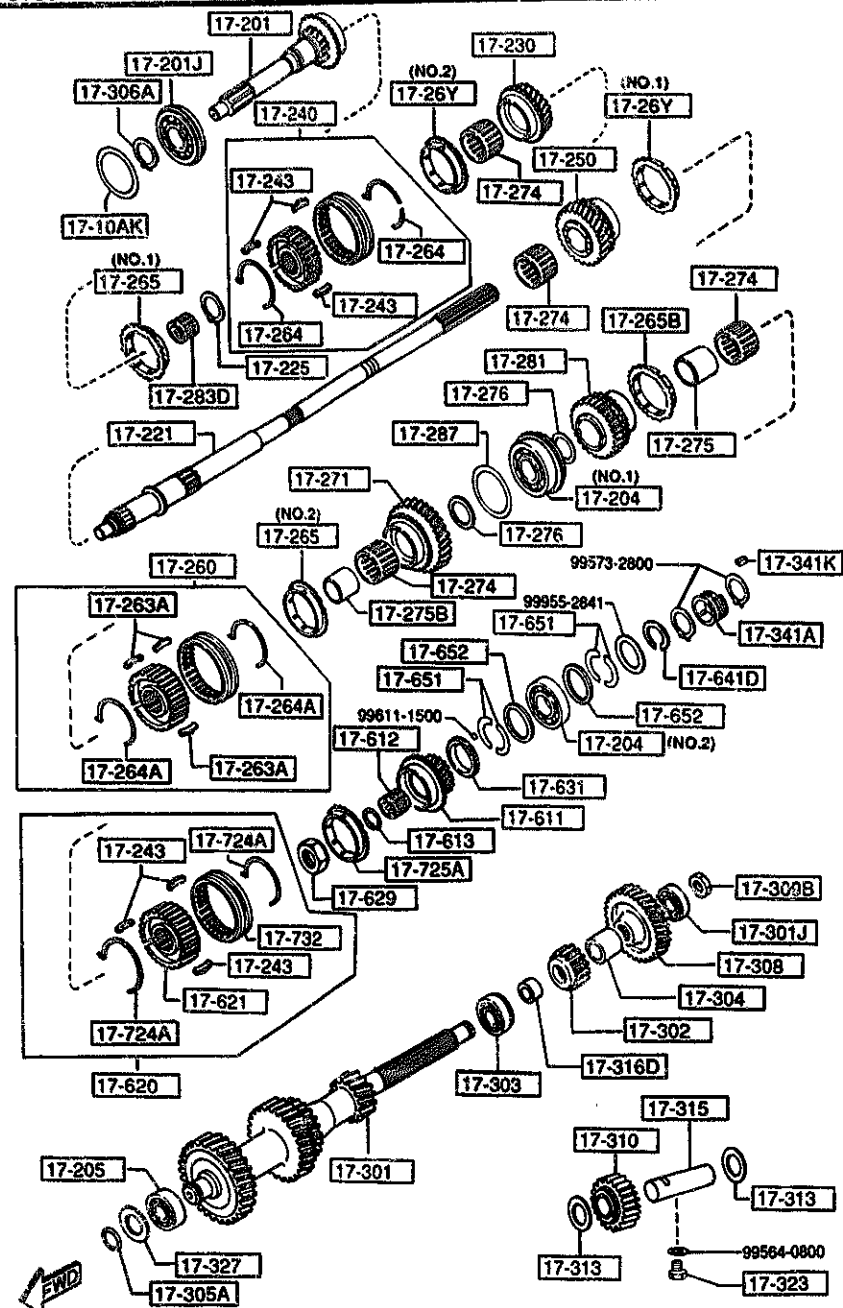
PART NO.	QTY	MODEL/RESTRICTION	MODEL/RESTRICTION	MODEL/RESTRICTION	FROM-TO
17-100		CASE, T/MISSION			
R501-17-20XA	1				
17-103		BOLT			
R526-17-103	2				
17-112		GASKET			
S524-17-112	1				
17-121		PLUG, MAGNET DRAIN			
P501-17-125A	1	L=50MM			3C27-
17-121B		MAGNET			
R501-17-121	1				-3C27
17-121C		PLUG, MAGNET			
0107-17-121	1				
17-122		PLUG, MAGNET			
0810-17-121	1				-3C27
17-268		CLIP			
R507-17-268	1				
17-325		COVER, BEARING			
0884-17-325B	1				
17-330		HOUSING, EXTENSION			
R526-17-330A	1				
17-335		SEAL, OIL			
R501-17-335A	1				
17-336A		BOLT			
R505-17-337	5				
17-337A		BOLT			
R504-17-337	1				
17-338		BOLT			
3C27 FD333*-301727					



PART NO.	QTY	MODEL/RESTRICTION	MODEL/RESTRICTION	MODEL/RESTRICTION	FROM-TO
CONT'D					
R502-17-338	1				
↑ 17-371 ↓		COVER, UNDER			
R502-17-371	1				
↑ 17-372A ↓		BAFFLE, OIL			
R501-17-372	1				
↑ 17-373A ↓		PLATE, DRAIN PLUG-UNDER C.			
R501-17-373	1				-3C27
↑ 17-381 ↓		COVER, BLIND			
0810-17-381A	2				
↑ 17-385 ↓		GASKET, BLIND COVER			
R501-17-385A	2	NON ASBESTOS			
↑ 17-400 ↓		GEAR SEAL, DRIVEN-SPEED			
R505-17-400B	1				
↑ 17-416A ↓		SPRING			
R505-17-416	1	(ILLUST. NO. 1)			
R506-17-416	1	(ILLUST. NO. 2)			
↑ 17-442J ↓		RING, 'O'			
1011-17-443	1				
↑ 17-455G ↓		SELECTOR			
R504-17-455	1				
↑ 17-461 ↓		LEVER, CONTROL			
R514-17-450A	1				
↑ 17-461A ↓		END, CONTROL LEVER			
R522-17-461A	1				
↑ 17-474A ↓		CAP, SPRING			
M501-17-474	1				
↑ 17-475A ↓		GASKET, SPRING CAP			

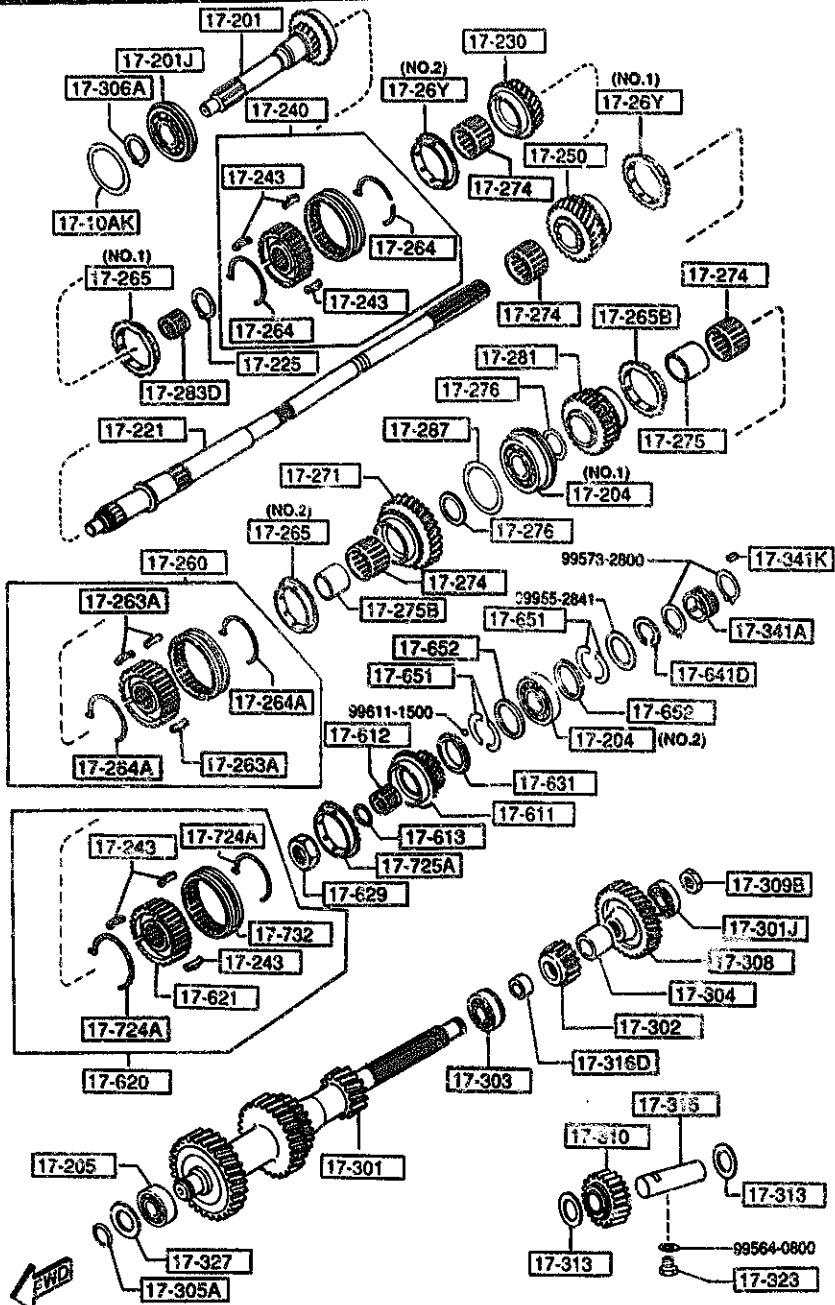
3C27 FD333*-301727

1710 TRANSMISSION GEARS(MANUAL)

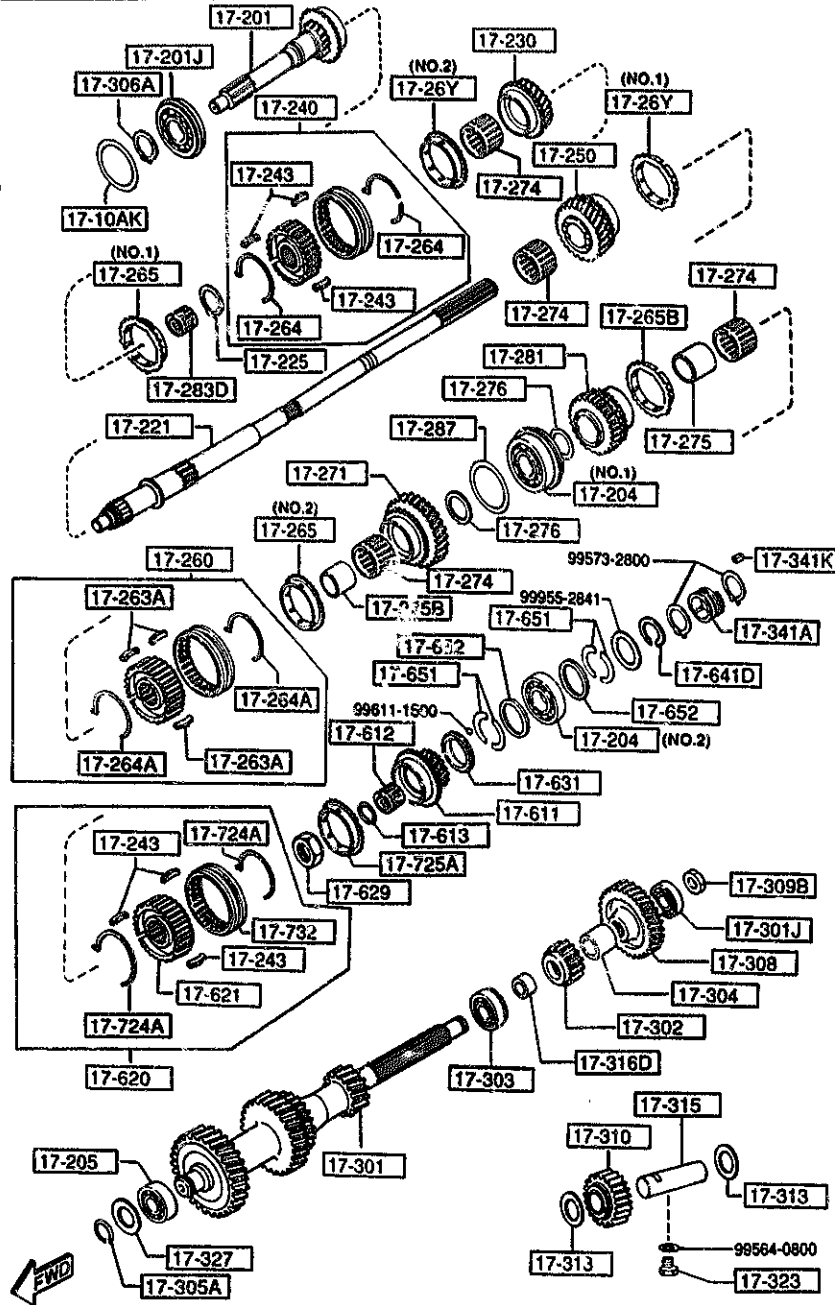


PART NO.	QTY	MODEL/RESTRICTION	MODEL/RESTRICTION	MODEL/RESTRICTION	FROM-TO
17-10AK	1	SHIM, ADJUST			
99963-6930	1	T=0.3MM			
99963-6940	1	T=0.4MM			
99963-6950	1	T=0.5MM			
99963-6960	1	T=0.6MM			
99963-6970	1	T=0.7MM			
17-201	1	GEAR, MAIN DRIVE			
R509-17-21X	1				
17-201J	1	BEARING, BALL-MAIN DRIVE GEAR			
R501-17-295	1				
17-204	1	BEARING, BALL-MAIN SHAFT			
R501-17-204	1	O=75/I=32/W=20 (ILLUST. NO.1)			
R502-17-204	1	D=68/I=28/W=18 (ILLUST. NO.2)			
17-205	1	BEARING, ROLLER			
R502-17-306A	1				
17-221	1	SHAFT, MAIN			
R503-17-221B	1				
17-225	1	RING, SNAP			
0517-17-225	1				
17-230	1	GEAR, 3RD			
R527-17-230	1				
17-240	1	HUB SET, CLUTCH-3RD & 4TH			
R523-17-240	1				
17-243	6	KEY, SYNCHRONIZER			
F401-17-243A	6				

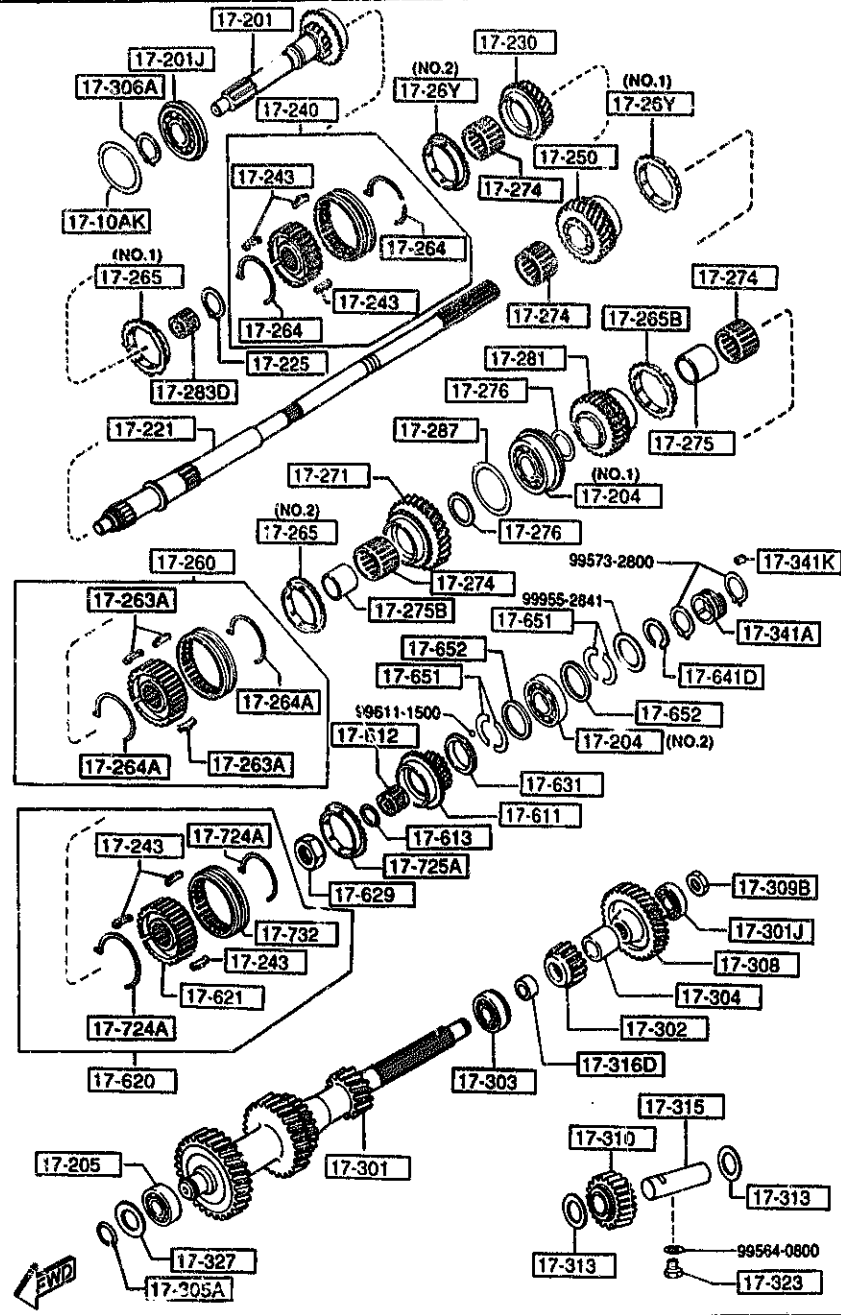
1710 TRANSMISSION GEARS(MANUAL)



PART NO.	QTY	MODEL/RESTRICTION	MODEL/RESTRICTION	MODEL/RESTRICTION	FROM TO
17-250		GEAR, 2ND			
R535-17-250	1				
17-26Y		RING, SYNCHRONIZER			
R503-17-26Y	1	(ILLUST. NO. 1)			
R504-17-26Y	1	(ILLUST. NO. 2)			
17-260		HUB SET, CLUTCH-1ST & 2ND			
R523-17-260A	1				
17-263A		KEY, SYNCHRONIZER			
W501-17-263A	3				
17-264		SPRING, SYNCHRO. KEY			
G401-17-264	2				
17-264A		SPRING, SYNCHRONIZER			
R501-17-264	2				
17-265		RING, SYNCHRONIZER			
M502-17-265C	1	(ILLUST. NO. 1)			
R514-17-265B	1	(ILLUST. NO. 2)			
17-265B		RING, SYNCHRONIZER			
R503-17-265B	1				
17-271		GEAR, 1ST			
R513-17-270A	1				
17-274		BEARING, NEEDLE			
0884-17-274	4				
17-275		RACE, INNER			
3648-17-275A	1				
17-275B		RACE, INNER			
0884-17-275B	1				
17-276		WASHER, THRUST			
0839-17-276	1	T=2.5MM			

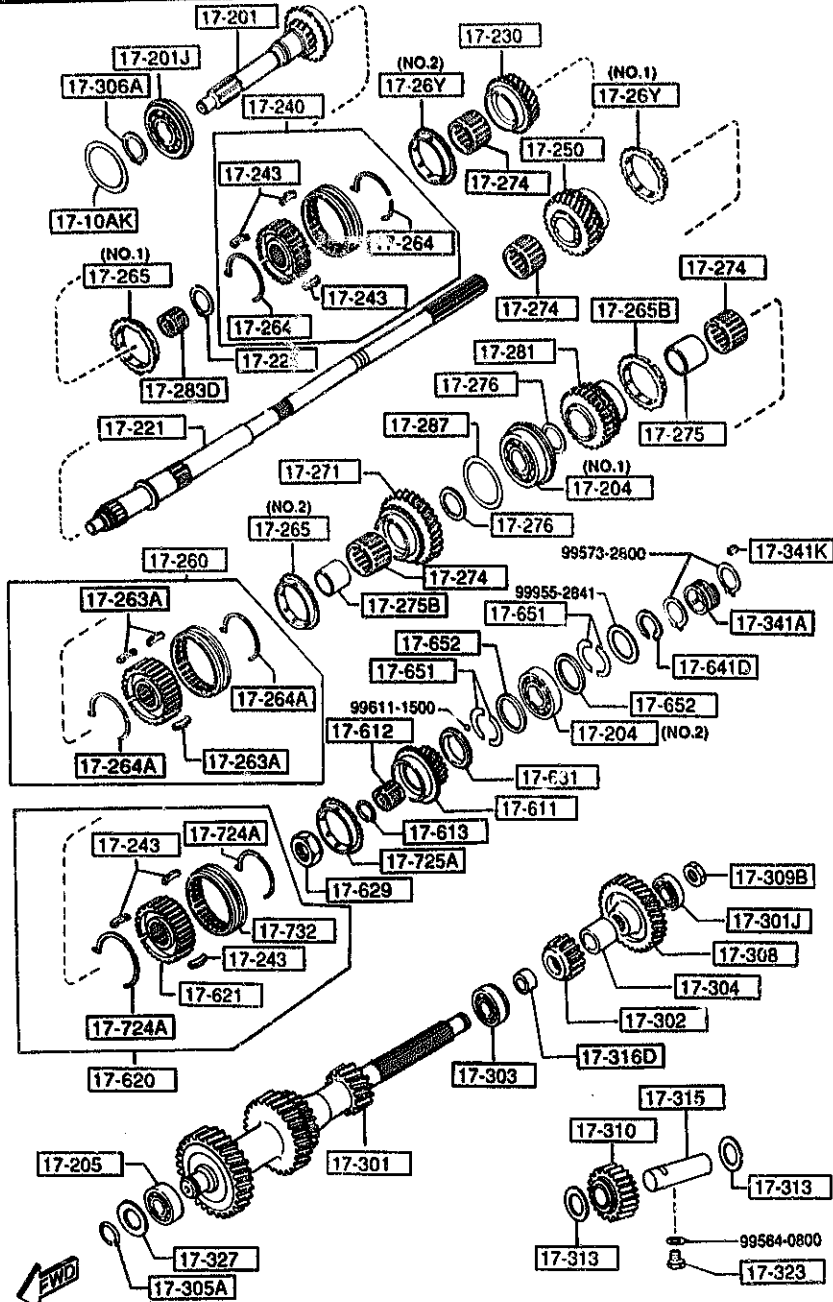


PART NO.	QTY	MODEL/RESTRICTION	MODEL/RESTRICTION	MODEL/RESTRICTION	FROM TO
CONT'D					
0839-17-277	2	T=3MM			
0839-17-278	1	T=3.5MM			
17-281		GEAR, REVERSE			
R505-17-281	1				
17-283D		BEARING, NEEDLE			
R502-17-283	1				
17-287		SHIM, ADJUST			
0839-17-287	2	T=0.1MM			
0839-17-288	1	T=0.3MM			
17-301		GEAR, COUNTER SHAFT			
R525-17-301	1				
17-301J		BEARING, BALL			
R501-17-299	1				
17-302		GEAR, COUNTER REVERSE			
R504-17-302A	1				
17-303		BEARING, BALL			
0821-17-303	1				
17-304		SPACER			
R501-17-304	1				
17-305A		RING, RETAINING-BALL BEARING			
0839-17-305B	1				
17-306A		RING, SNAP			
0727-17-306	1				
17-308		GEAR, COUNTER			
R524-17-308	1				
17-309B		NUT, LOCK-COUNTER SHAFT BR			



PART NO.	QTY	MODEL/RESTRICTION	MODEL/RESTRICTION	MODEL/RESTRICTION	FROM TO
CONT'D					
M501-17-309	1				
17-310		GEAR, REVERSE IDLE			
R505-17-310B	1				
17-313		WASHER, THRUST-REVERSE IDLE G.			
0821-17-313	2				
17-315		SHAFT, REV. IDLE GEAR			
0884-17-315	1				
17-316D		SPACER			
R502-17-316	1				
17-323		BOLT SET			
4069-17-323	1				
17-327		SHIM, ADJUST-COUNTER SHAFT GEAR			
0305-17-327	2	T=0.1MM			
0305-17-328	1	T=0.3MM			
17-341A		GEAR, SPEEDO.DRIVE			
R502-17-341A	1				
17-341K		KEY			
M501-17-342	1				
17-611		GEAR, OVER TOP			
R523-17-610	1				
17-612		BEARING, NEEDLE			
R501-17-612	1				
17-613		RING, RETAINING			
R501-17-613	1				
17-620		HUB SET, CLUTCH-O.T. & REV			
R504-17-620	1				

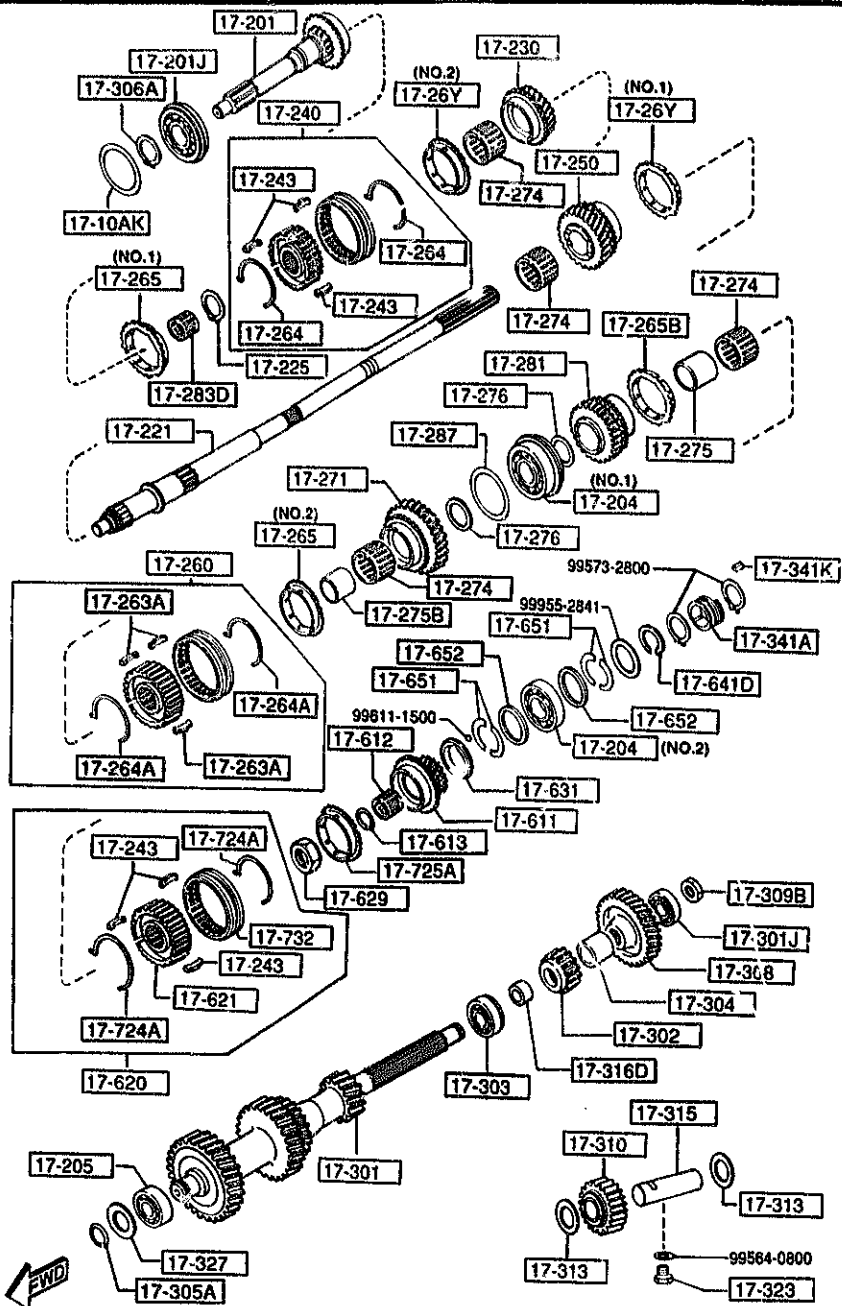
1710 TRANSMISSION GEARS(MANUAL)



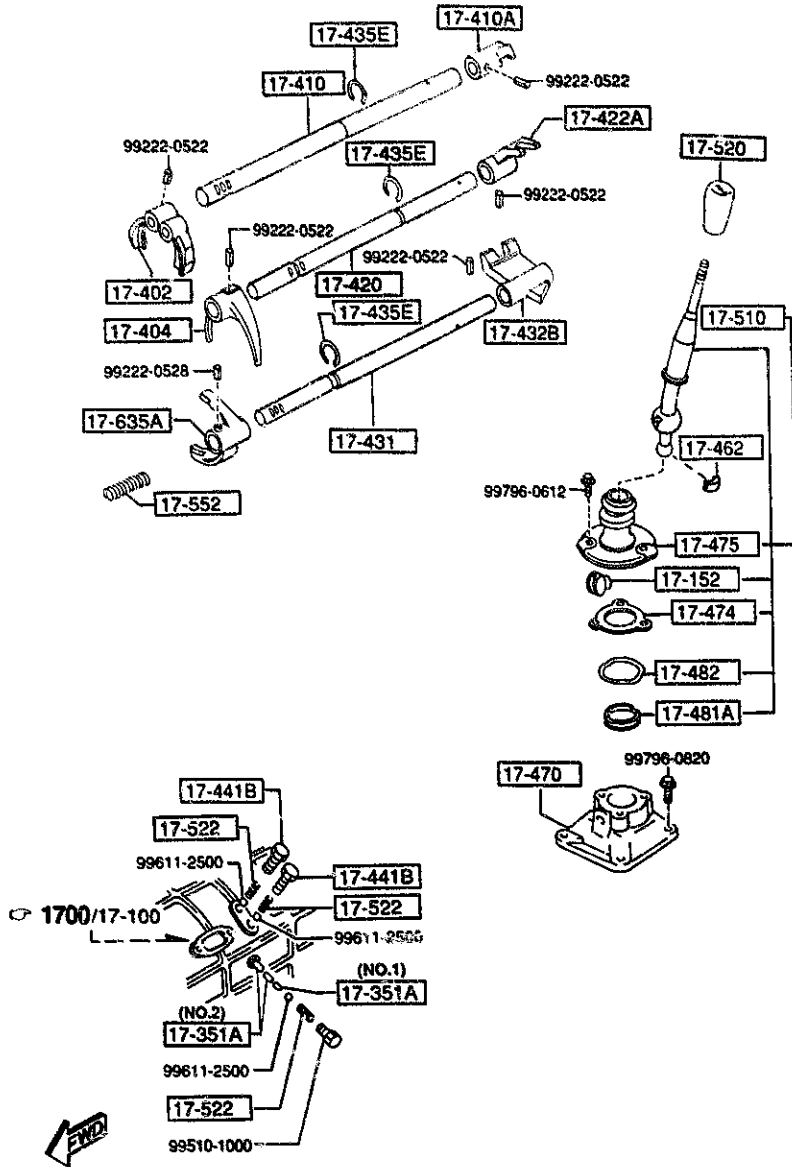
PART NO.	QTY	MODEL/RESTRICTION	MODEL/RESTRICTION	MODEL/RESTRICTION	FROM TO
17-621		HUB, CLUTCH			
R502-17-621A	1				
17-629		NUT, LOCK-CLUTCH HUB			
3648-17-629	1				
17-631		WASHER, THRUST LOCK-O VER TOP G. T=6.4MM			
R501-17-631A	1				
R501-17-632A	1	T=6.5MM			
R501-17-633A	1	T=6.6MM			
R501-17-634A	1	T=6.7MM			
R501-17-635	1	T=6.3MM			
R501-17-636	1	T=6.2MM			
17-641D		RING, SNAP			
0821-17-641B	1				
17-651		WASHER, THRUST T=3MM			
M502-17-651	4				
M502-17-653	2	T=3.1MM			
M502-17-654	2	T=3.2MM			
M502-17-655	2	T=2.9MM			
17-652		RING, THRUST WASHER			
M502-17-652	2				
17-724A		SPRING, SYNCHRO KEY			
W501-17-724	2				
17-725A		RING, SYNCHRONIZER			
W501-17-725B	1				
17-732		SLEEVE, CLUTCH HUB			

1-M-7

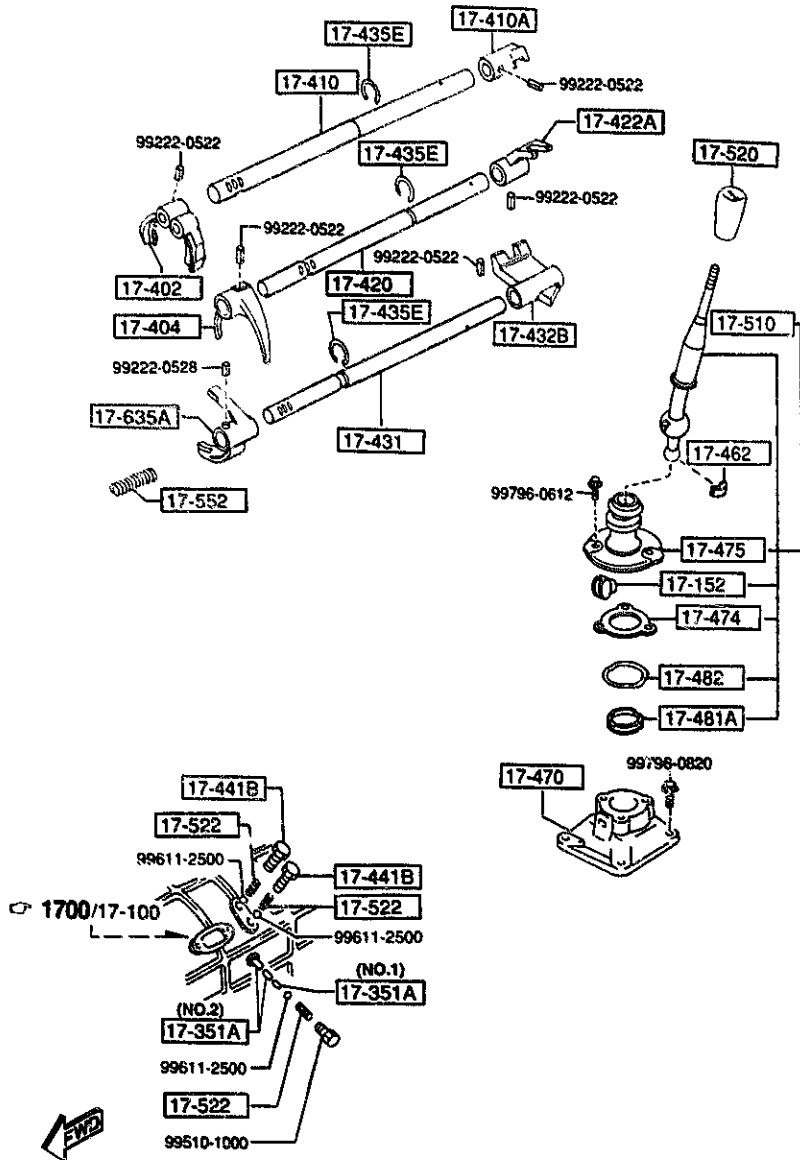
1710 TRANSMISSION GEARS(MANUAL)



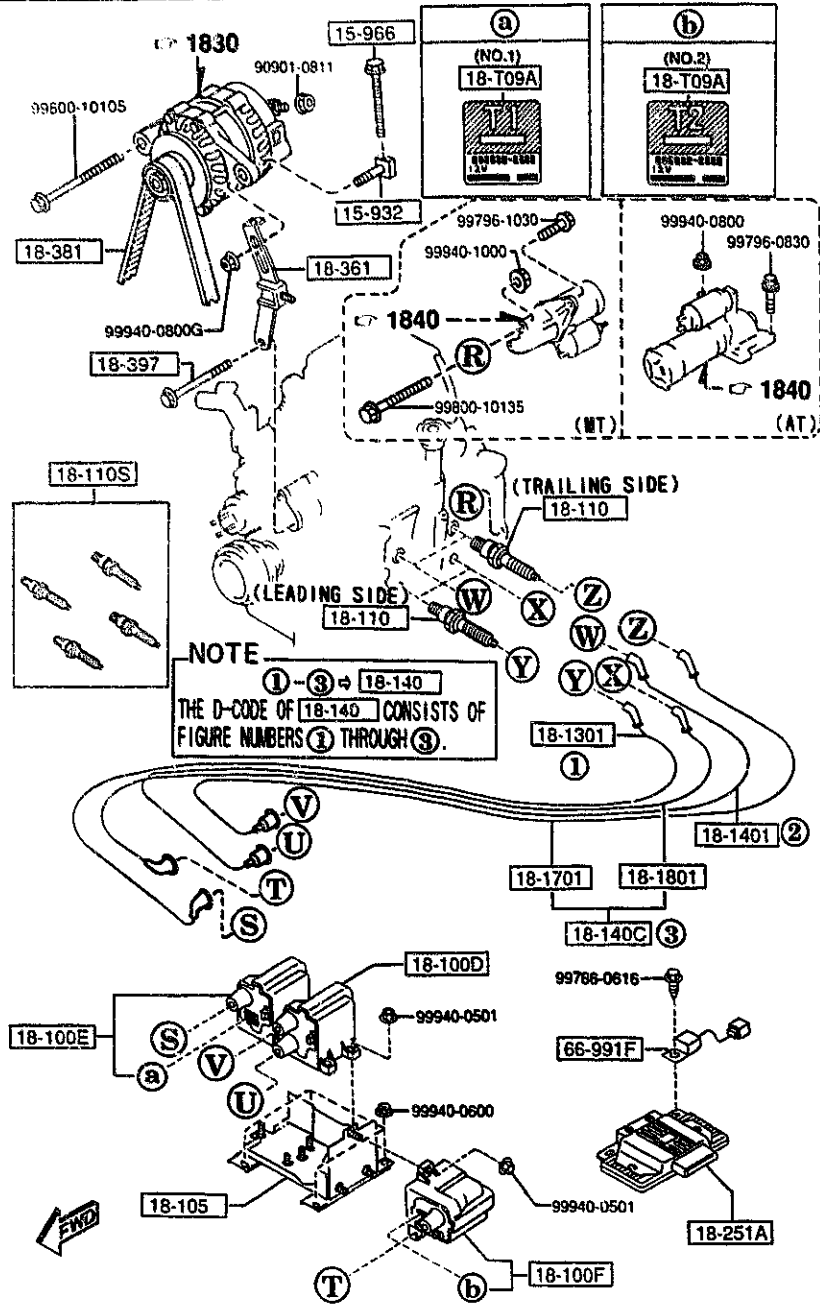
PART NO.	QTY	MODEL/RESTRICTION	MODEL/RESTRICTION	MODEL/RESTRICTION	FROM - TO
CONT'D R501-17-732	1				



PART NO.	QTY	MODEL/RESTRICTION	MODEL/RESTRICTION	MODEL/RESTRICTION	FROM TO
17-152		BUSH			
M501-17-515	2				
17-351A		PIN, INTER LOCK			
R501-17-351	1	(ILLUST. NO.1)			
O114-17-351	2	(ILLUST. NO.2)			
17-402		FORK, SHIFT(1ST&2ND)			
R522-17-402	1				
17-404		FORK, SHIFT(3RD&4TH)			
R501-17-404B	1				
17-410		ROD, SHIFT(1ST&2ND)			
R522-17-411	1				
17-410A		END, S/ROD(1ST&2ND)			
R502-17-412A	1				
17-420		ROD, SHIFT(3RD&4TH)			
R522-17-421	1				
17-422A		END, S/ROD(3RD&4TH)			
R506-17-422	1				
17-431		ROD, SHIFT-OVER TOP & REVERSE			
R512-17-431A AN(R512-17-431B)	1				-3906
R512-17-431B	1				3906-
17-432B		END, SHIF ROD(O/TOP& REV.)			
R513-17-432	1				
17-435E		RING, RETAINING			
R502-17-435	3				
17-441B		PLUG, CAP			
O221-17-441A	2				
17-462		SHEET, SPRING			
O398-17-462A	1				
3906 FD333*-300440					

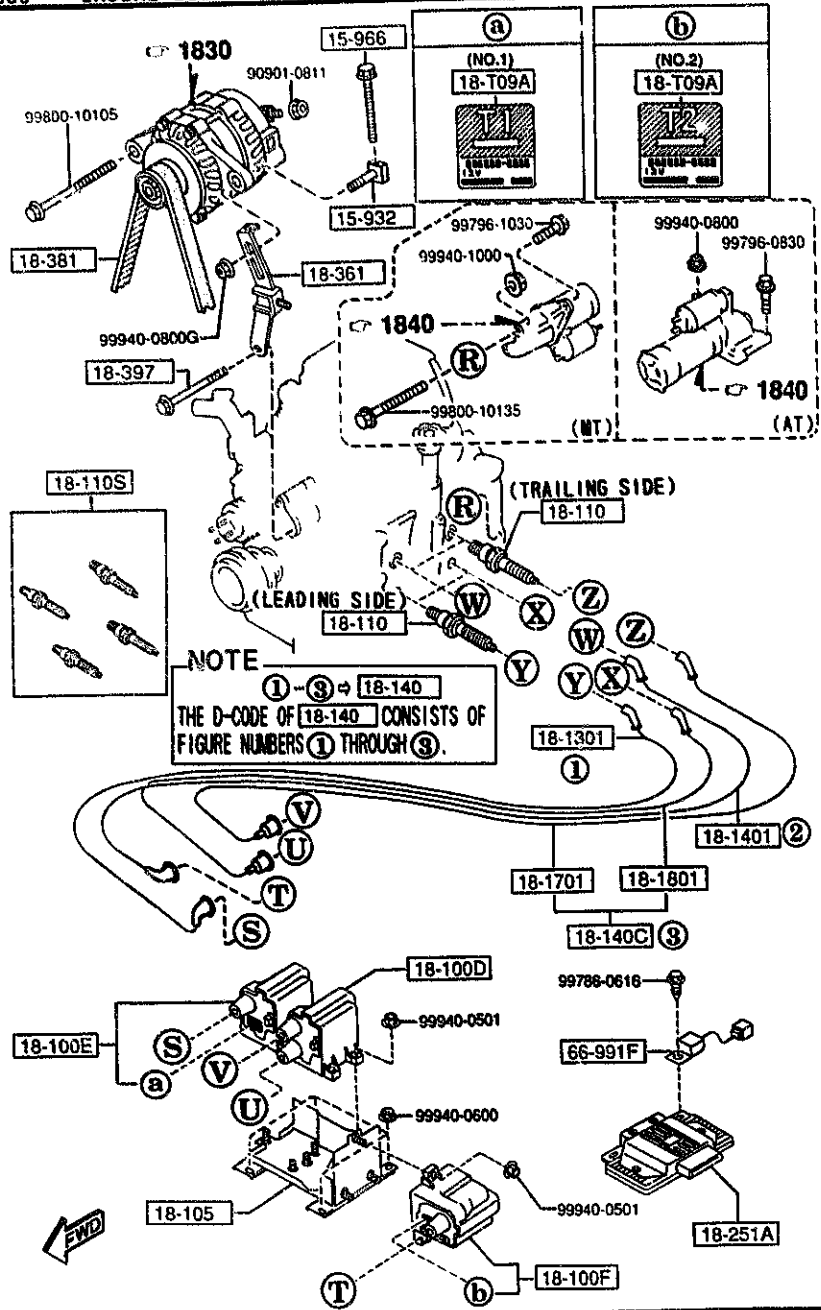


PART NO.	QTY	MODEL/RESTRICTION	MODEL/RESTRICTION	MODEL/RESTRICTION	FROM TO
17-470		CASE, CHANGE CONTROL			
R504-17-470A	1				
17-474		GASKET, COVER PLATE			
0303-17-474	1				
17-475		BOOT, DUST-CHANGE LEV			
M513-17-480A	1				
17-481A		BUSH, CHANGE			
R503-17-481	1				
17-482		WASHER, WAVE-CHANGE C ONT. CASE			
M505-17-492	1				
17-510		LEVER, CHANGE			
R507-17-510A	1				
17-520		KNOB, CHANGE LEVER			
R503-17-520B	1				
00	INT-	FE5 FE6 FE7 BLACK			
17-522		SPRING			
0103-17-411	3	5TH & REVERSE			
17-552		SPRING			
R501-17-552	1				
17-635A		FORK, SHIFT-5TH & RE VERSE			
R505-17-406	1				



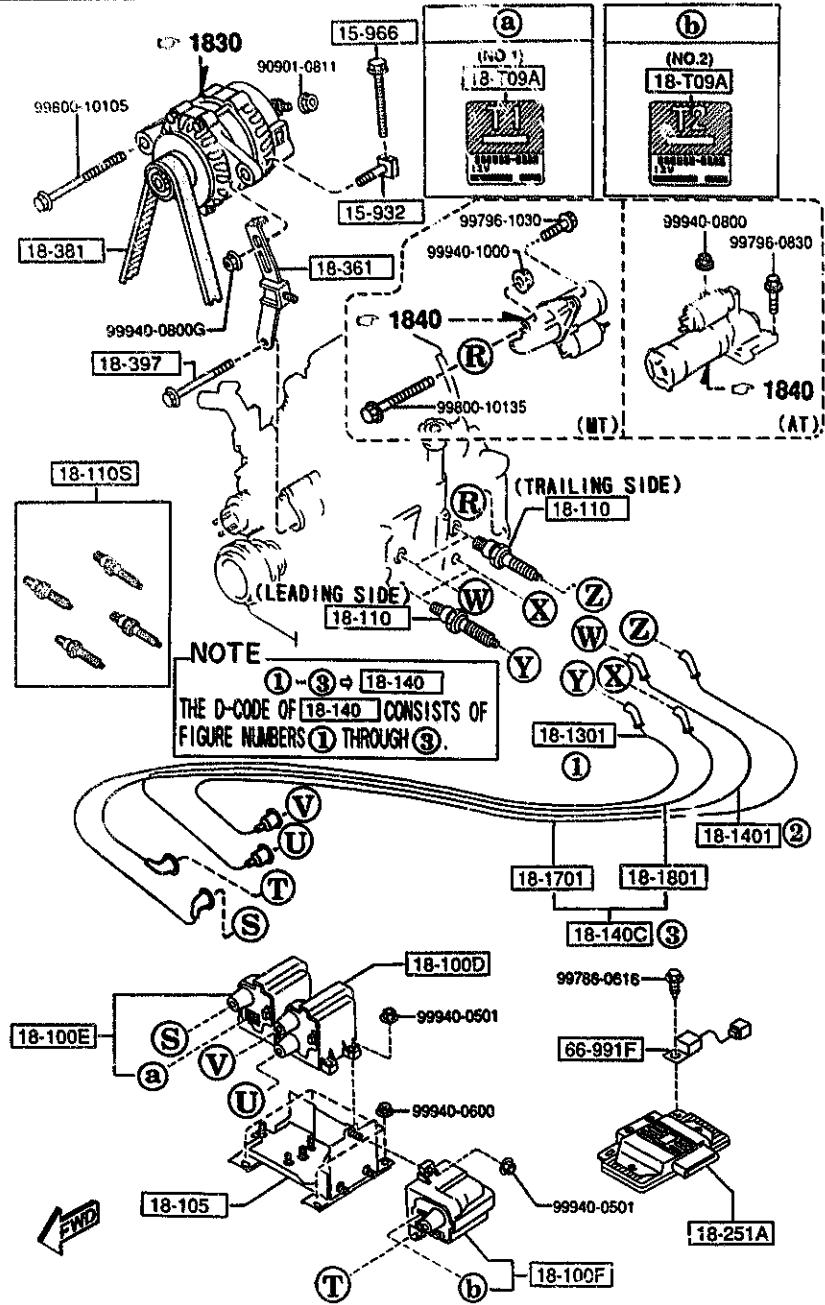
PART NO.	QTY	MODEL/RESTRICTION	MODEL/RESTRICTION	MODEL/RESTRICTION	FROM-TO
15-932		SHAFT, PULLEY			
NF01-15-932	1				
15-966		BOLT, ADJUST			
N390-15-966	1				
18-T09A		LABEL, IG. COIL			
N3A1-18-T09	1 (ILLUST. NO. 1)				
N3A2-18-T09	1 (ILLUST. NO. 2)				
18-100D		COIL, IGNITION-LEADING			
N3A3-18-100	1	LEADING			
18-100E		COIL, IGNITION-TRAILING			
N3A1-18-100	1	TRAILING			
18-100F		COIL, IGNITION-TRAILING			
N3A2-18-100	1				
18-105		BRACKET, DIST. MODULE			
N3A2-18-105A	1				
18-110		PLUG, SPARK			
N3A1-18-110	2	BUR9EQP NGK (TRAILING SIDE) (OPTION)			
N3A2-18-110	2	BUR7EQP NGK (LEADING SIDE) (STD.)			
N3A3-18-110	2	BUR8EQP NGK (TRAILING SIDE) (OPTION HOT TYPE)			
N3A4-18-110	2	BUR6EQP NGK (LEADING SIDE) (OPTION HOT TYPE)			
N328-18-110	2	BUR8EQP NGK (TRAILING SIDE) (OPTION HOT TYPE)			
N329-18-110	2	BUR6EQP NGK (LEADING SIDE) (OPTION HOT TYPE)			
N342-18-110	2	BUR9EQP NGK (TRAILING SIDE) (STD.)			

1800 ENGINE ELECTRICAL SYSTEM

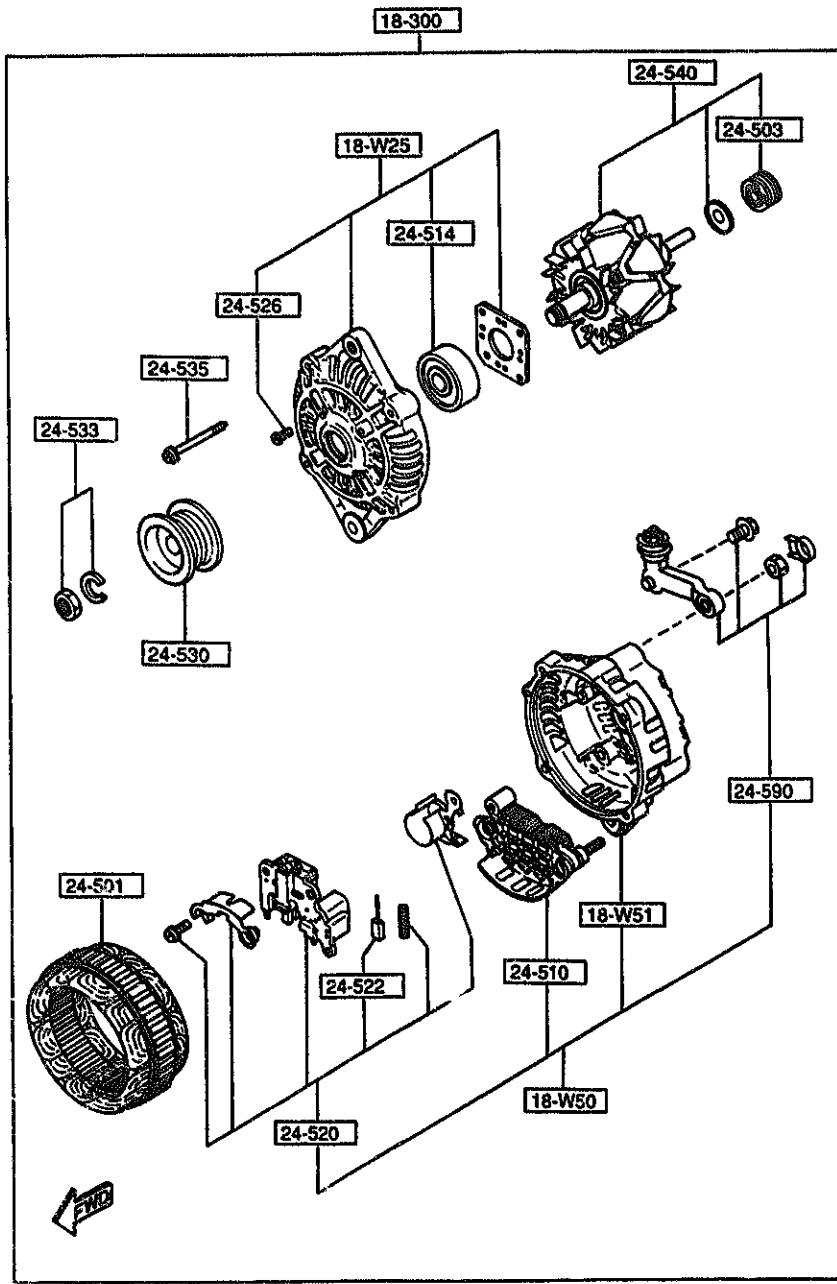


PART NO.	QTY	MODEL/RESTRICTION	MODEL/RESTRICTION	MODEL/RESTRICTION	FROM-TO
CONT'D N343-18-110	2	BUR7EQ NGK (LEADING SIDE) (OPTION)			
18-110S		PLUG SET, SPARK			
N3X4-18-110	1	BUR9EQ/BUR7EQ NGK (OPTION)			
N3X5-18-110	1	BUR9EQ/BUR7EQP NGK (STD.)			
18-1301		CORD, HIGH TENSION (T -1)			
N3A1-18-180A	1				
18-140		CORD SET, HI. TENSION			
88F1-18-140A	1				
18-140C		CORD, HIGH TENSION			
N3A1-18-140	1				
18-1401		CORD, HIGH TENSION (T -2)			
N3A1-18-190A	1				
18-1701		CORD, HIGH TENSION (L -1)			
N3A1-18-T53	1				
18-1801		CORD, HIGH TENSION (L -2)			
N3A1-18-T54	1				
18-251A		IGNITER, IG. COIL-TRAIL ING			
N3A1-18-251	1				
18-361		STRAP, ALTERNATOR			
N3A1-18-360B	1				
18-381		BELT 'V'			
N3A1-18-381	1	5PK-1355 (MT)			
N3A2-18-381	1	5PK-1310 (AT)			
18-397		BOLT, FLANGE			
N3A1-18-397	1				

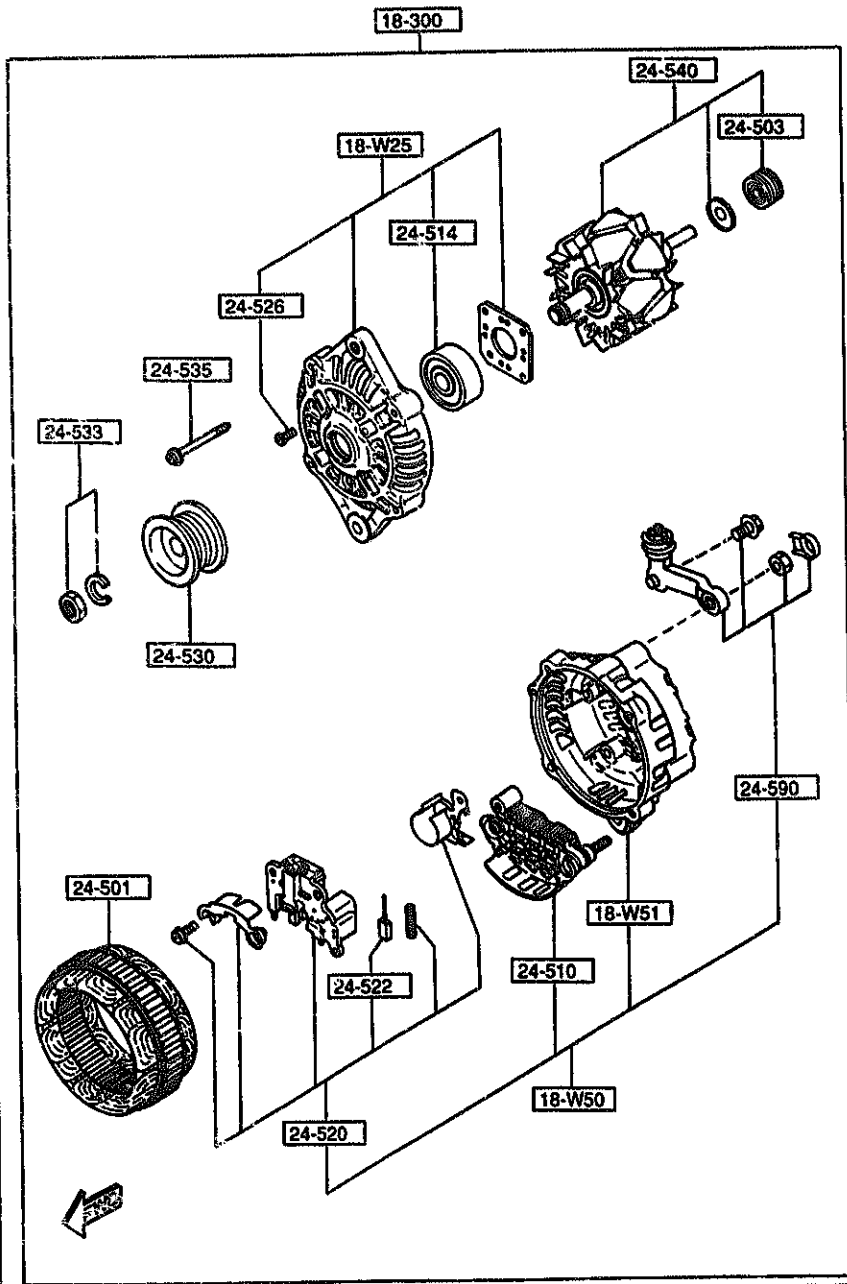
1800 ENGINE ELECTRICAL SYSTEM



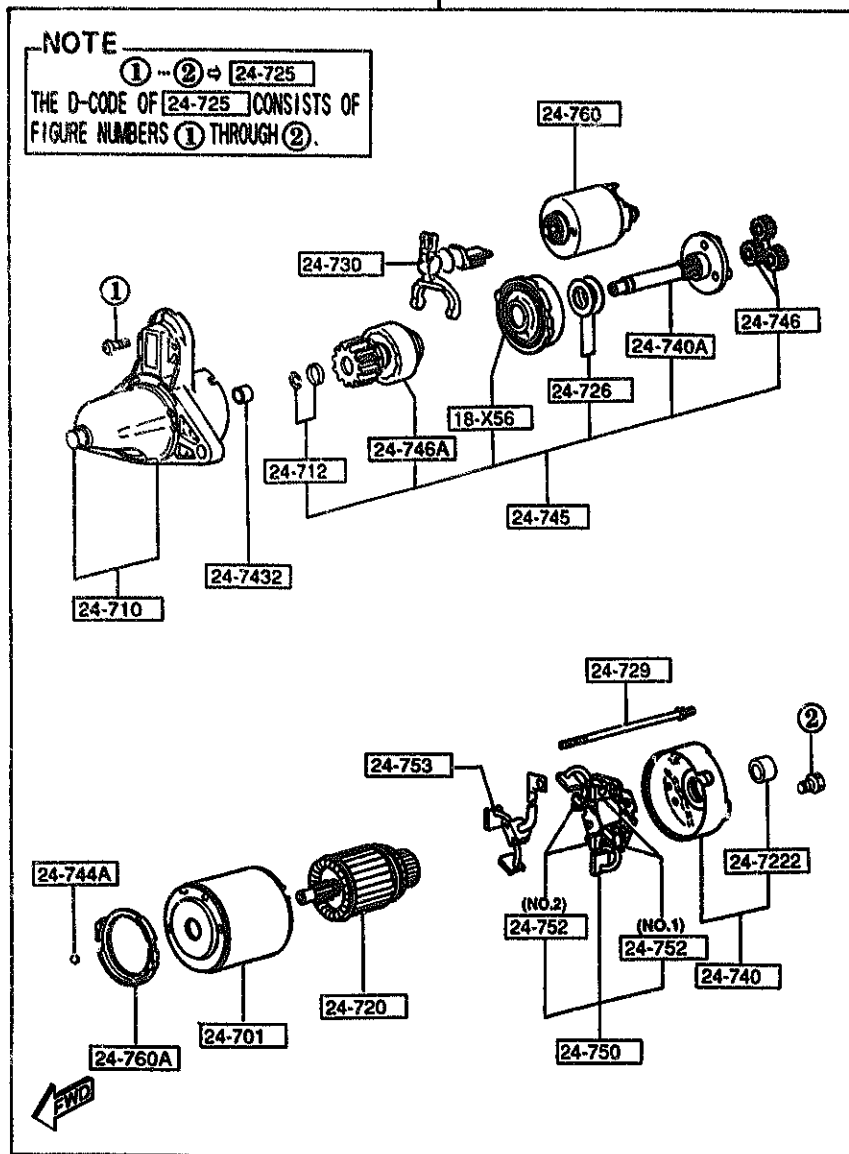
PART NO.	QTY	MODEL/RESTRICTION	MODEL/RESTRICTION	MODEL/RESTRICTION	FROM-TO
66-991F NSA1-66-991	1	CONDENSER			



PART NO.	QTY	MODEL/RESTRICTION	MODEL/RESTRICTION	MODEL/RESTRICTION	FROM-TO
18-W25	1	COVER, FRONT-ALTERNATOR			
NSA1-18-W25					
18-W50	1	COVER, REAR-ALTERNATOR			
NSA1-18-W50					
18-W51	1	COVER, REAR-ALTERNATOR			
NSA1-18-W51					
18-300	1	ALTERNATOR			
NSA1-18-300A					
24-501	1	STATOR			
NSA1-18-W45					
24-503	1	BEARING, BALL-ALT. REAR			
NS36-18-W36					
24-510	1	RECTIFIER			
NSA1-18-W6C					
24-514	1	BEARING, BALL-ALT. FRONT			
PN16-18-W27					
24-520	1	REGULATOR, VOLTAGE			
JE48-18-W70					
24-522	2	BRUSH			
B3C7-18-W77					
24-526	1	SCREW SET			
RF71-18-W26					
24-530	1	PULLEY			
NS90-18-W11					
24-533	1	NUT SET			
B3C7-18-W05					
24-535	1	SCREW SET			
RF71-18-W20					

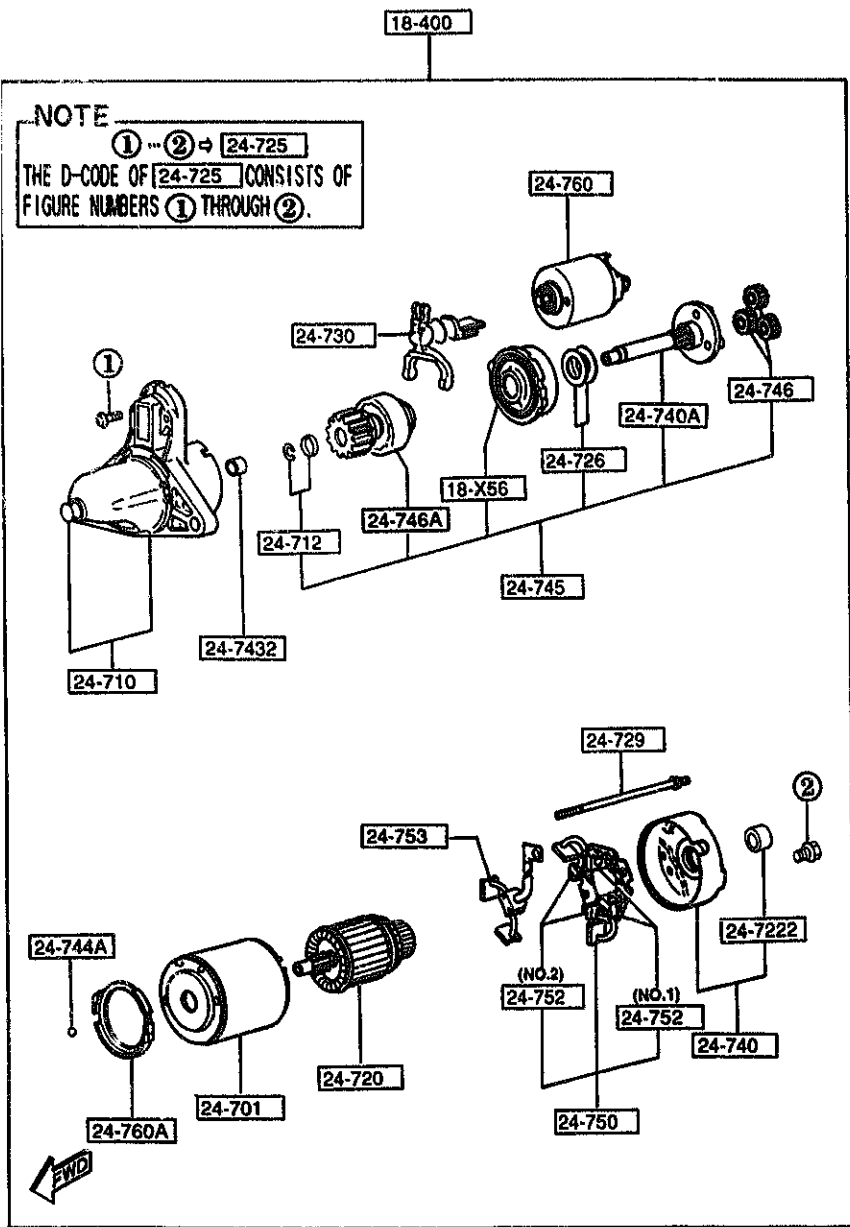


PART NO.	QTY	MODEL/RESTRICTION	MODEL/RESTRICTION	MODEL/RESTRICTION	FROM TO
24-540		ROTOR			
NSA1-18-W35	1				
24-590		TERMINAL SET			
NSA1-18-W80	1				



PART NO.	QTY	MODEL/RESTRICTION	MODEL/RESTRICTION	MODEL/RESTRICTION	FROM-TO
18-X56		GEAR, INTERNAL-STARTER			
F225-18-X56	1				
18-400		STARTER			
N3A1-18-400	1				
24-701		YOKE			
N326-18-X65	1				
24-710		BRACKET, FRONT			
N3A1-18-X00	1				
24-712		STOPPER SET			
N326-18-X30	1				
24-720		ARMATURE			
F214-18-X60A	1	NON ASBESTOS			
24-722		SLEEVE, BEARING-REAR			
N326-18-X62A	1				
24-725		SCREW SET			
E356-18-X95	1				
24-726		WASHER SET			
N326-18-X92	1				
24-729		BOLT			
N326-18-X91	2				
24-730		LEVER			
N326-18-X05	1				
24-740		BRACKET, REAR			
N318-18-X80A	1				-4201
N315-18-X80	1				4201-
24-740A		SHAFT			
N326-18-X40	1				

4201 FD333*-302262

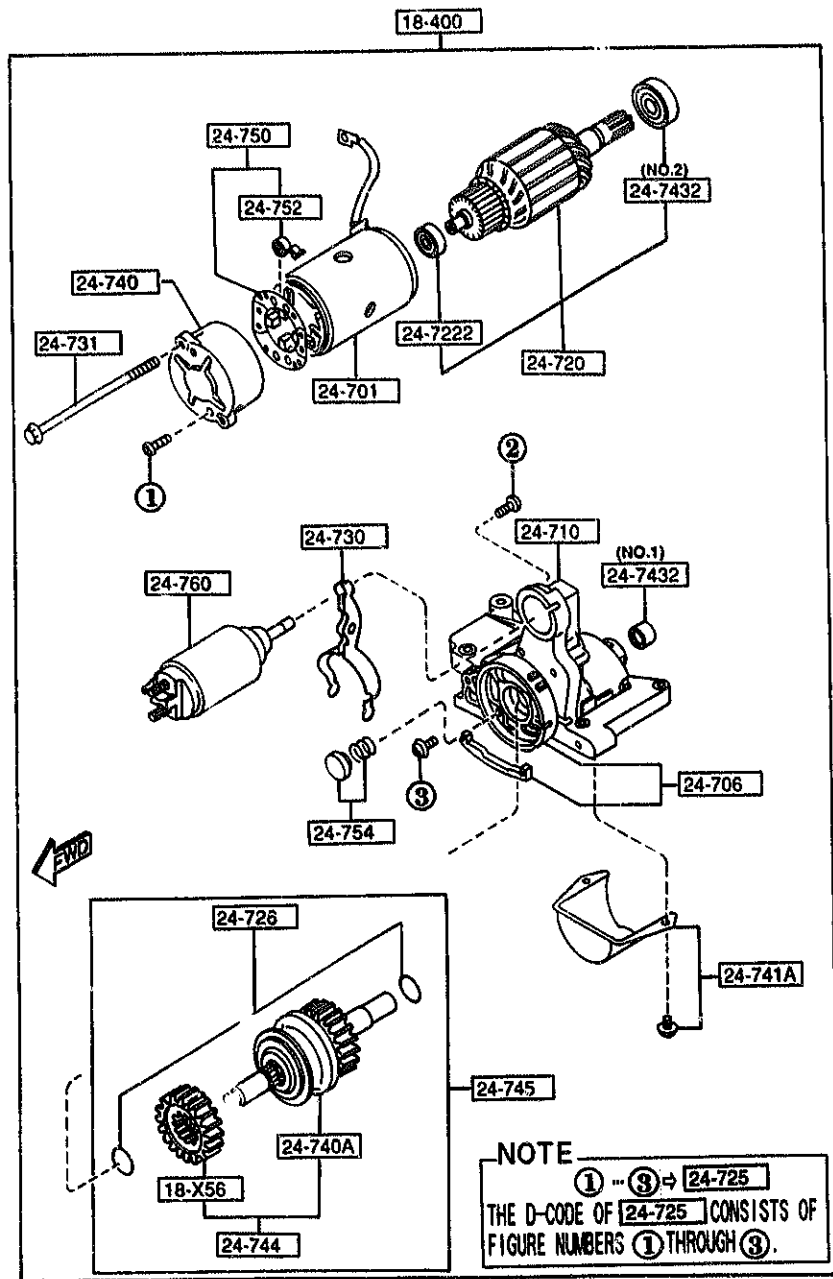


PART NO.	QTY	MODEL/RESTRICTION	MODEL/RESTRICTION	MODEL/RESTRICTION	FRGM-10
24-7432		SLEEVE, BEARING-FRONT			
E356-18-X01	1				
24-744A		BALL, STEEL			
N326-18-X93	1				
24-745		SHAFT, CLUTCH			
N327-18-X20	1				
24-746		GEAR			
N326-18-X57	3				
24-746A		PINION			
N318-18-X25	1				
24-750		HOLDER, BRUSH			
F214-18-X70	1				
24-752		SPRING, BRUSH			
N318-18-X71	2 (ILLUST. NO.1)				
N326-18-X71	2 (ILLUST. NO.2)				
24-753		BRUSH, YOKE			
F214-18-X66	1				
24-760		SWITCH			
N3A1-18-X10	1				
N315-18-X10	1				
24-760A		GASKET			
N326-18-X87	1				
4201 FD333*-302262					

-4201-
4201-

1840 A STARTER
(AT)

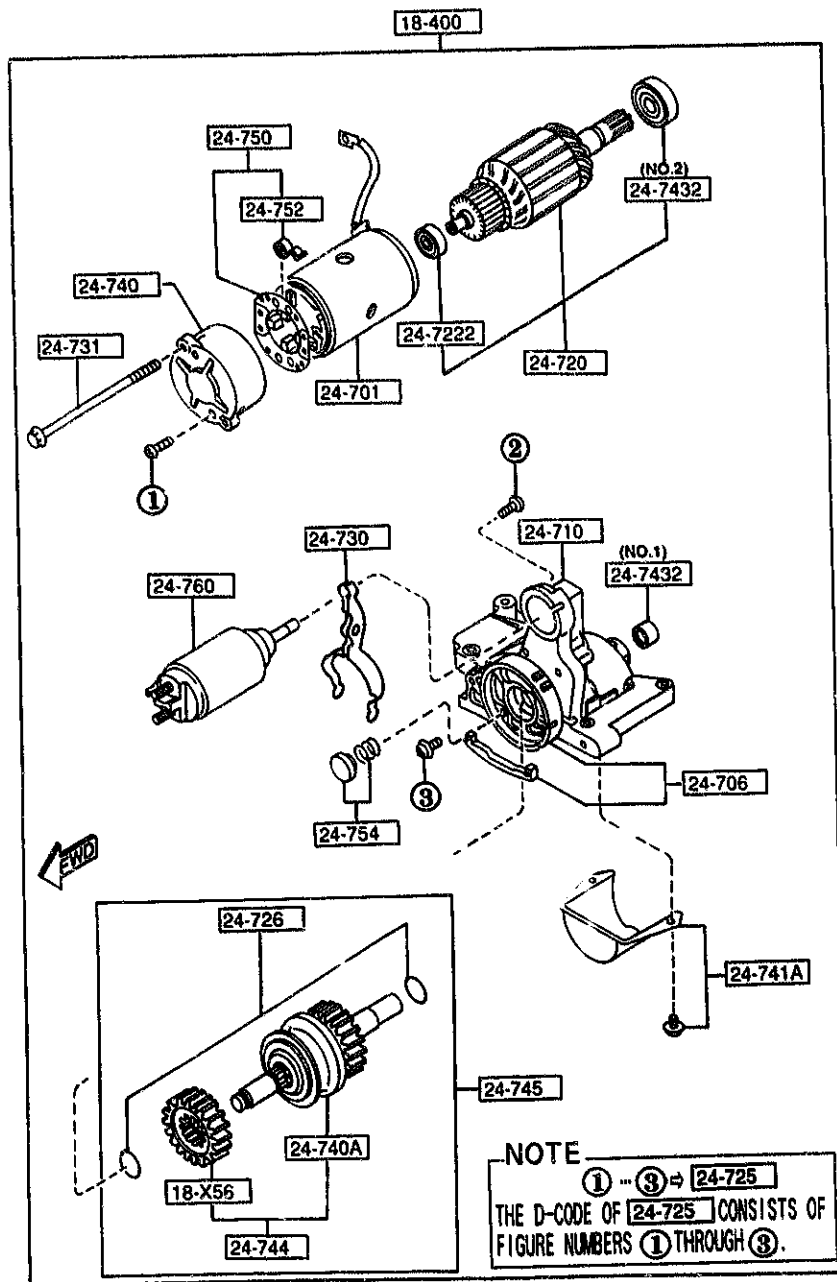
1840 A-1 STARTER
(AT)



PART NO.	QTY	MODEL/RESTRICTION	MODEL/RESTRICTION	MODEL/RESTRICTION	FROM-TO
18-X56		GEAR, INTERNAL-STARTER			
NF01-18-X56	1				
18-400		STARTER			
NF01-18-400B	1				
24-701		YOKE			
NF01-18-X65	1				
24-706		BRACKET, CENTER			
NF01-18-X75	2				
24-710		BRACKET, FRONT			
NF01-18-X00A	1				
24-720		ARMATURE			
NF01-18-X60A	1				
24-7222		SLEEVE, BEARING-REAR			
8599-24-722	1				
24-725		SCREW SET			
NF01-18-X95	1				
24-726		WASHER SET			
NF01-18-X92	1				
24-730		LEVER			
NF01-18-X05	1				
24-731		BOLT SET			
NF01-18-X90	1				
24-740		BRACKET, REAR			
8599-24-720	1				
24-740A		SHAFT			
NF01-18-X40	1				
24-741A		COVER SET			
NF01-18-X50	1				

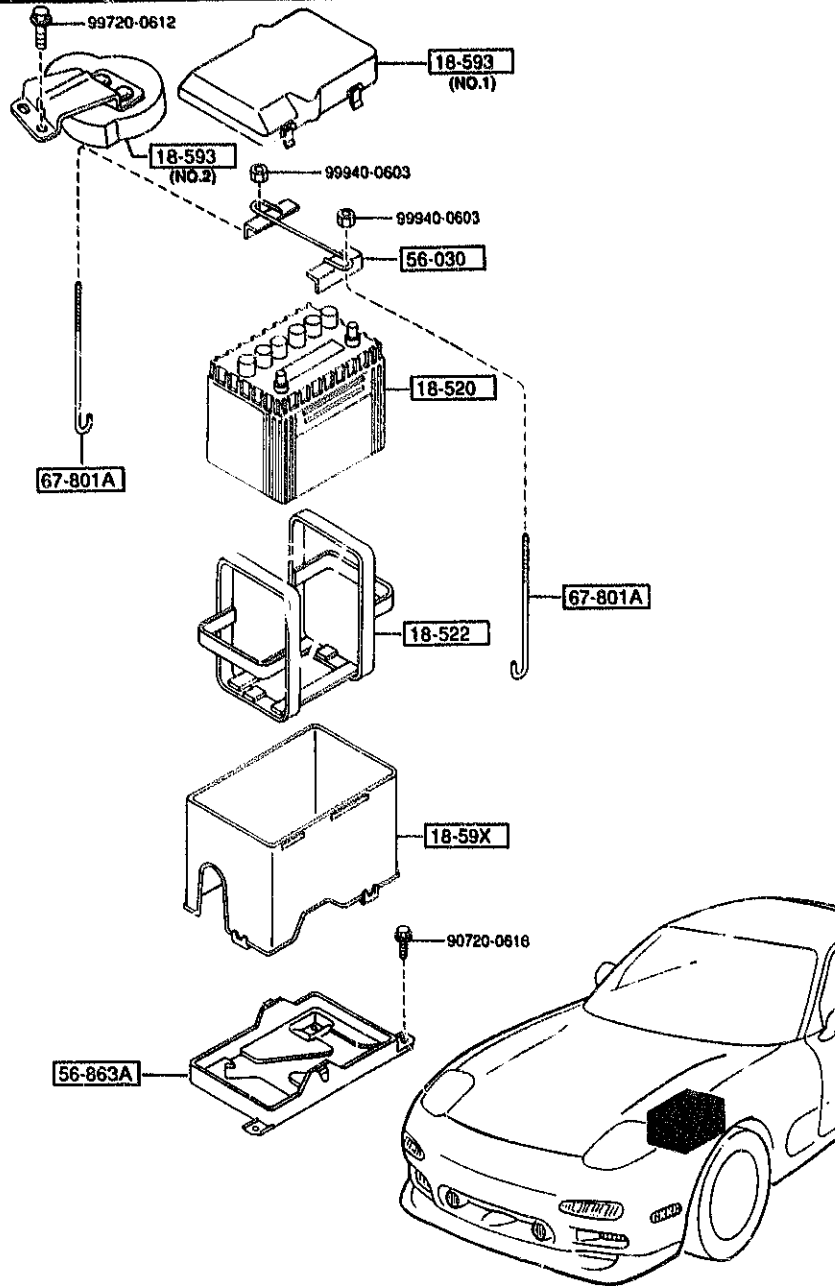
1840 A STARTER
(AT)

1840 A-2 * STARTER
(AT)



PART NO.	QTY	MODEL/RESTRICTION	MODEL/RESTRICTION	MODEL/RESTRICTION	FROM-TO
24-7432		SLEEVE, BEARING-FRONT			
F210-18-X01	1	(ILLUST. NO. 1)			
8599-24-743	1	(ILLUST. NO. 2)			
24-744		GEAR SET			
NF01-18-X35	1				
24-745		SHAFT, CLUTCH			
NF01-18-X20	1				
24-750		HOLDER, BRUSH			
NF01-18-X70	1				
24-752		SPRING, BRUSH			
8599-24-752	4				
24-754		SPRING SET			
G601-18-X06	1				
24-760		SWITCH			
NF01-18-X10	1				

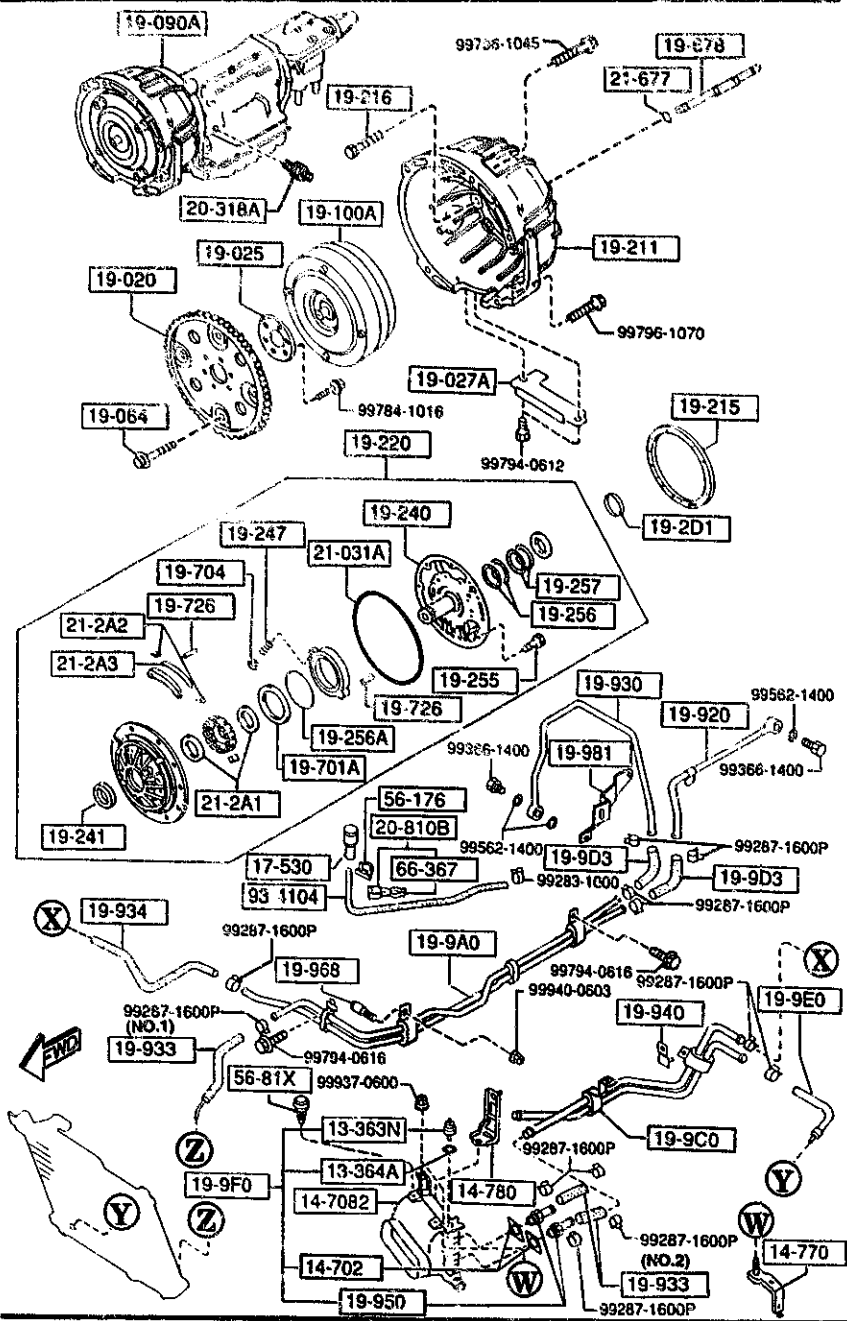
1850 BATTERY



PART NO.	QTY	MODEL/RESTRICTION	MODEL/RESTRICTION	MODEL/RESTRICTION	FROM-TO
18-520		BATTERY			
AM15-18-520A	1	75D26L GS (AT)			
N251-18-520B	1	65D23L GS (MT)			
N252-18-520E	1	65D23L PANASONIC (MT)			
18-522		BAND, BATTERY			
FE50-18-522	1				
18-59X		BOX, BATTERY			
N3A1-18-591E A (N3A1-18-591F)	1				- 3C01
N3A1-18-591F	1				3C01-
18-593		COVER, BOX-BATTERY			
N3A1-18-593B	1	MIYAGAWA KASEI (ILLUST. NO.1)			
N3A2-18-593A	1	(ILLUST. NO.2) (W/O AIR CON.)			
56-030		CLAMP, BATTERY			
H384-56-03XA	1				
56-863A		TRAY, BATTERY			
FD01-56-981A	1				
67-801A		BOLT, CLAMP			
0243-56-231	2				

3C01 FD333*-301464

1910 TORQUE CONVERTER,OIL PUMP & PIPINGS (AUTOMATIC)



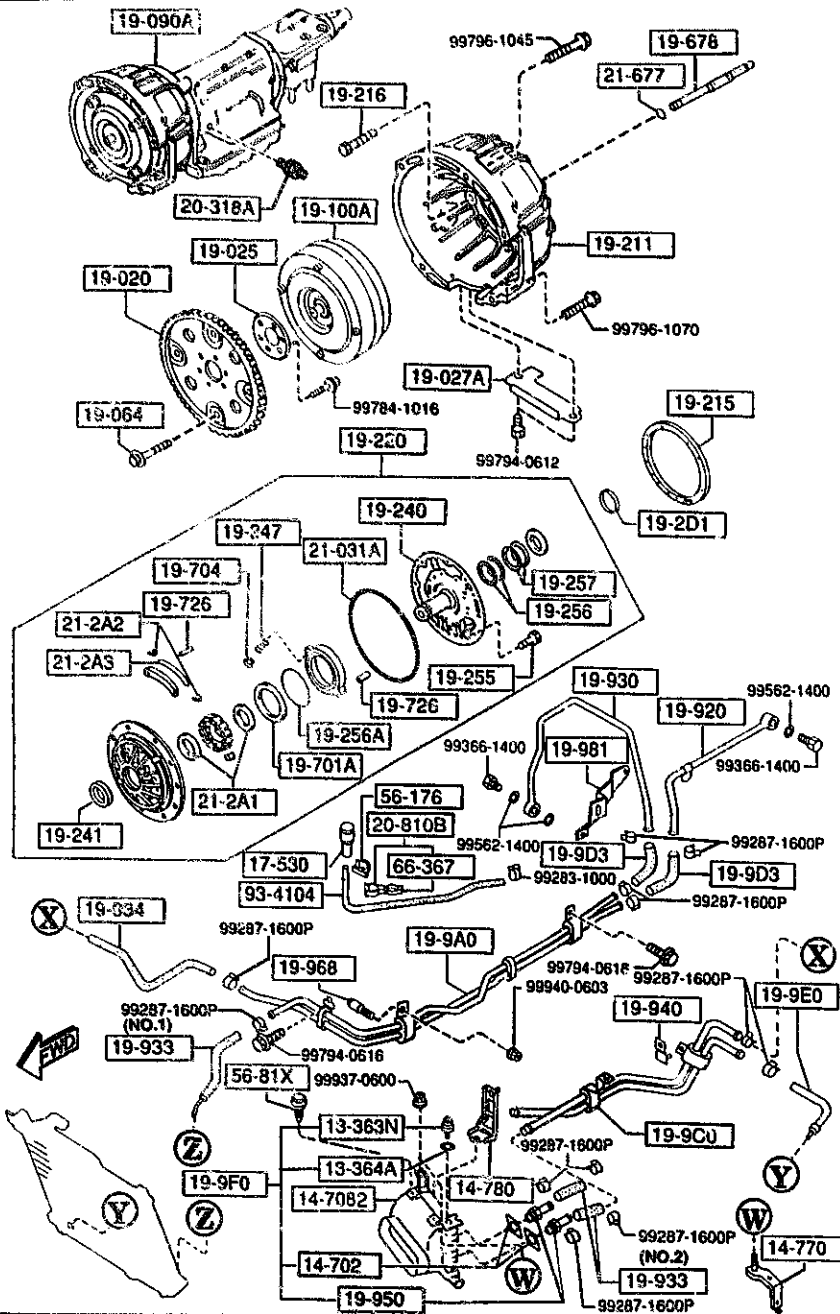
PART NO.	QTY	MODEL/RESTRICTION	MODEL/RESTRICTION	MODEL/RESTRICTION	FROM TO
13-363N		RUBBER, MOUNTING			
NF01-13-363	3				
13-364A		SPACER			
NF01-13-364	3				
14-702		GASKET			
NSA1-14-702	1				-4401
MNSA1-14-702	2				4401-
14-7082		DUCT, OIL COOLER			
NSA2-14-708	1				
14-770		BRACKET, OIL COOLER			
NSA2-14-770B	1				
14-780		BRACKET, OIL COOLER			
NSA2-14-780B	1				
17-530		BREATHER, AIR-T/MISSION			
0884-17-530	1				
19-020		PLATE, DRIVE			
BV40-19-020	1				
19-025		PLATE, BACKING			
0842-19-025	1				
19-027A		COVER, UNDER			
BV65-19-027	1				
19-064		BOLT			
3649-19-064A	4				
19-090A		T/MISSION CPT.			
BV65-19-090G A (BV65-19-090H)	1				-4120
BV65-19-090H	1				4120-
19-100A		CONVERTER, TORQUE			
BV65-19-100	1				
4120 FD333*-302035 4401 FD333*-303310					

AUFA05

CAT. AUFA05-03

1995-03

1910 TORQUE CONVERTER,OIL PUMP & PIPINGS (AUTOMATIC)



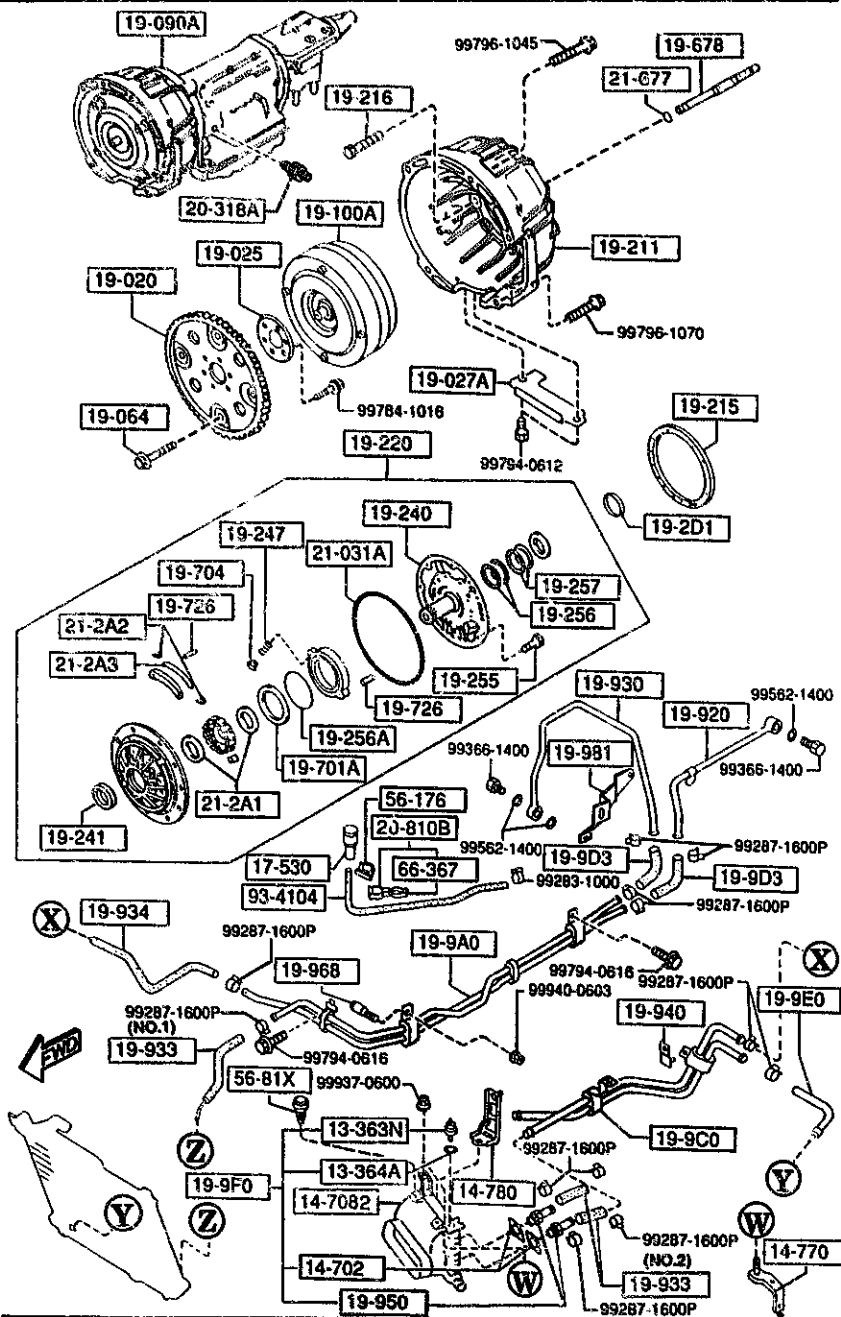
PART NO.	QTY	MODEL/RESTRICTION	MODEL/RESTRICTION	MODEL/RESTRICTION	FROM-TO
19-2D1		WASHER, THRUST			
BV11-19-2D1	1	T=0.7MM			
BV11-19-2D2	1	T=0.9MM			
BV11-19-2D3	1	T=1.1MM			
BV11-19-2D4	1	T=1.3MM			
BV11-19-2D5	1	T=1.5MM			
BV11-19-2D6	1	T=1.7MM			
BV11-19-2D7	1	T=1.9MM			
19-211		HOUSING, CONVERTER			
BV65-19-210	1				
19-215		GASKET, OIL PUMP			
BV60-19-221	1				
19-216		BOLT			
BT40-19-216	10				
19-220		PUMP, OIL			
BV56-19-220	1				
19-240		COVER, OIL PUMP			
BV56-19-240	1				
19-241		SEAL, OIL			
BV11-19-241	1				
19-247		SPRING			
BV11-19-247	1				
19-255		BOLT			
BV11-19-255	8				
19-256		RING, SEAL			
BV11-19-256	2				

AUFA05

CAT. AUFA05-05

1995-03

1910 TORQUE CONVERTER, OIL PUMP & PIPINGS (AUTOMATIC)



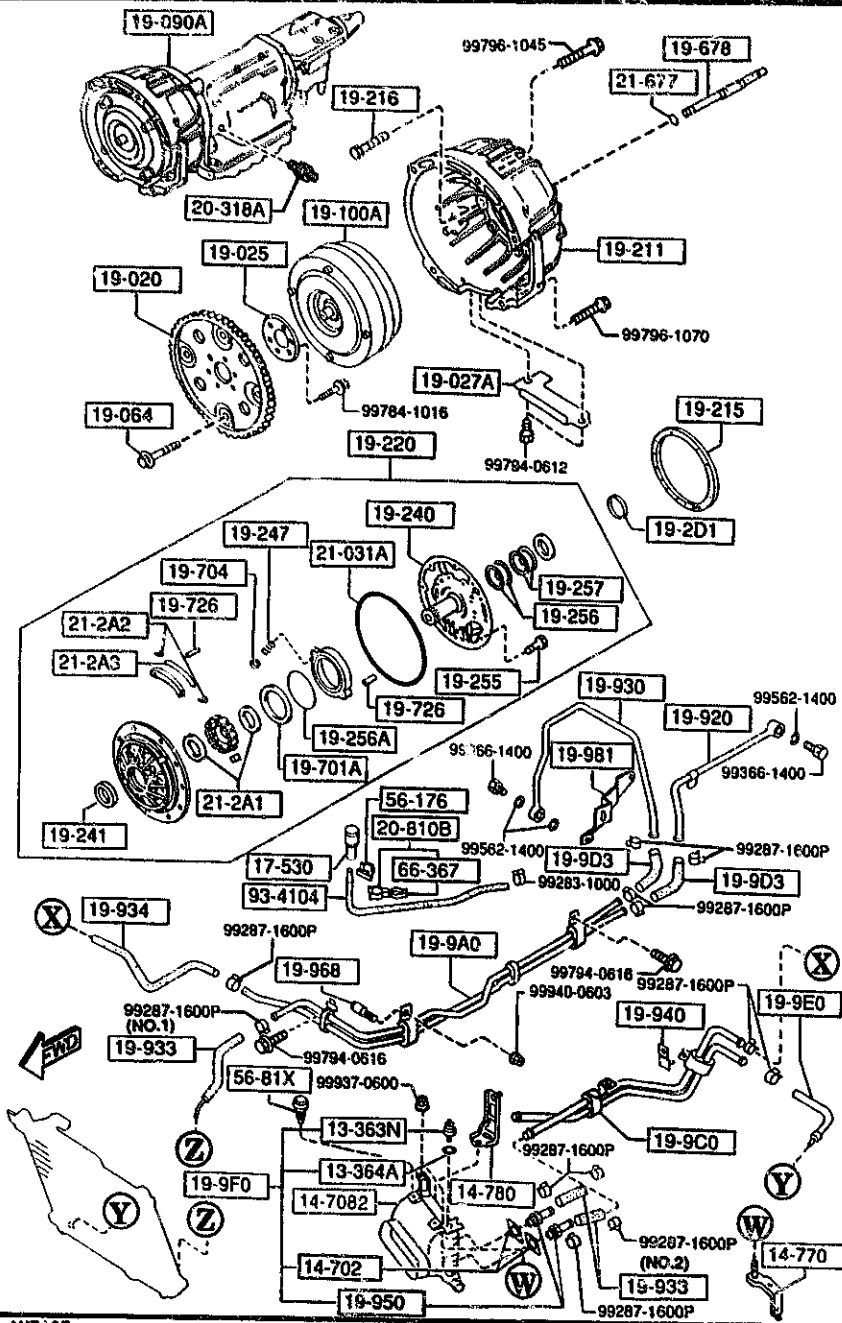
AUF05

PART NO.	QTY	MODEL/RESTRICTION	MODEL/RESTRICTION	MODEL/RESTRICTION	FROM-TO
19-256A		RING, SEAL			
BV11-19-242	1				
19-257		RING, SEAL			
BV11-19-257	2				
19-678		SHAFT, INPUT			
BV65-21-678	1				
19-731A		SEAL, RING			
BV11-19-701	1				
19-704		RETAINER			
BV11-19-704	1				
19-726		PIVOT, ROLLER			
BV11-19-726	2				
19-9A0		PIPE, OIL-OILPUMP			
BV65-19-9A0	1				
19-9C0		PIPE, OIL			
BV65-19-9C0	1				
19-9D3		HOSE, OIL			
FU31-19-9D3A	2				
19-9E0		HOSE, OIL			
BV65-19-9E0	1				
19-9F0		COOLER, OIL			
BV65-19-9F0A	1				
19-920		PIPE, OIL			
BV65-19-920	1				
19-930		PIPE, OIL			
BV65-19-930	1				
19-933		HOSE, OIL			
BV65-19-933A	1	(ILLUST. NO.1)			

CAT. AUF05-03

1995-03

1910 TORQUE CONVERTER, OIL PUMP & PIPINGS (AUTOMATIC)



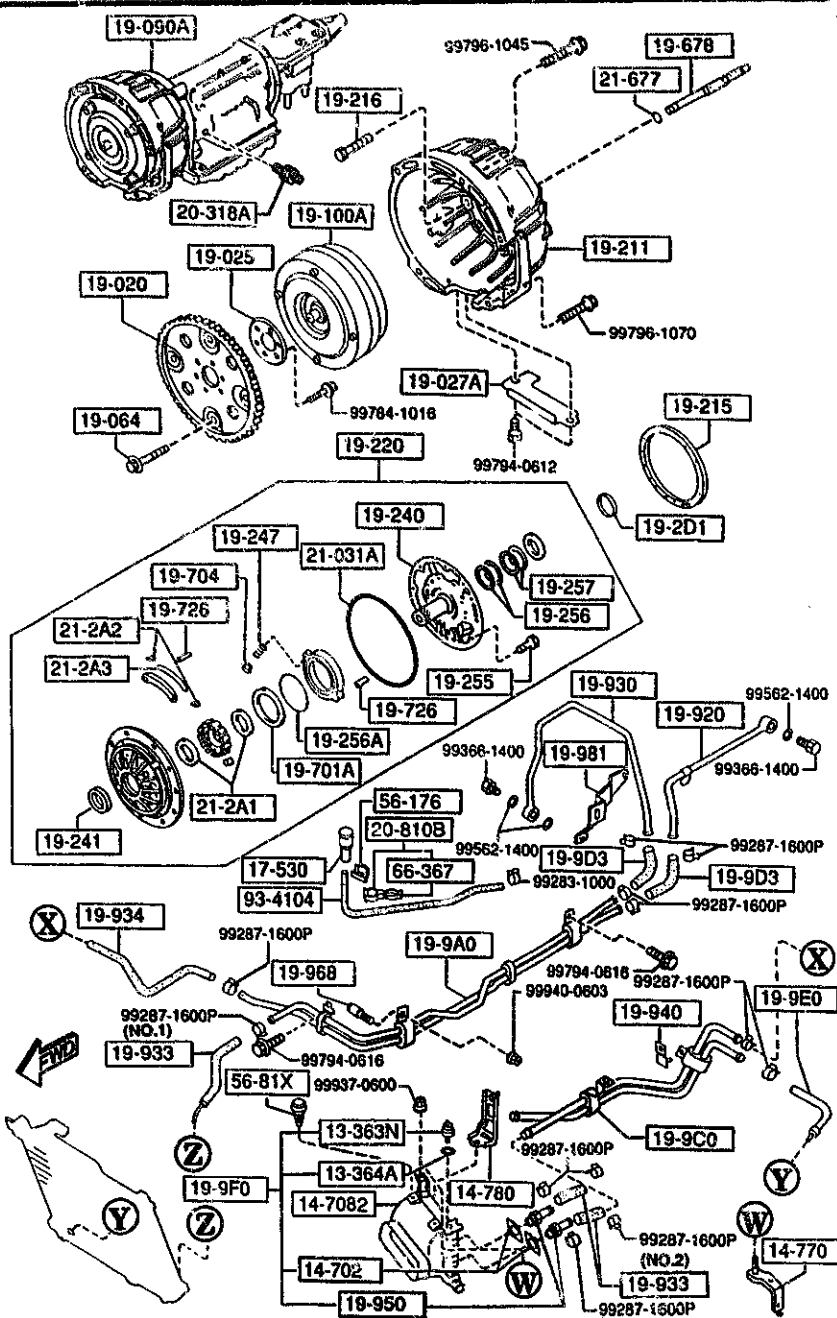
PART NO.	QTY	MODEL/RESTRICTION	MODEL/RESTRICTION	MODEL/RESTRICTION	FROM-TO
CONT'D FU9E-19-933	2	(ILLUST. NO.2)			
19-934	1	HOSE, OIL			
BV66-19-934	1				
19-940	1	BRACKET, PIPE			
BV65-19-940	1				
19-950	2	PIPE, OIL			
BV65-19-950A	2				
19-968	1	STUD			
BV65-19-968	1				
19-981	1	BRACKET			
BV65-19-981A	1				
20-318A	1	BOLT			
BU27-19-858	1				
20-810B	1	CLIP			
E5D5-20-810	1				
21-031A	1	RING, 'O'			
BV11-21-031	1				
21-2A1	2	SPRING, RING			
BV11-21-2A1	2				
21-2A2	2	SEAL, SIDE			
BV11-21-2A2	2				
21-2A3	1	SEAL, FLANGE			
BV11-21-2A3	1				
21-677	1	RING, 'O'			
BV01-21-677	1				
56-176	1	HOLDER, JACK HANDLE			
FB01-56-176	1				

AUFA05

CAT. AUFA05-83

1995-03

1910 TORQUE CONVERTER,OIL PUMP & PIPINGS (AUTOMATIC)



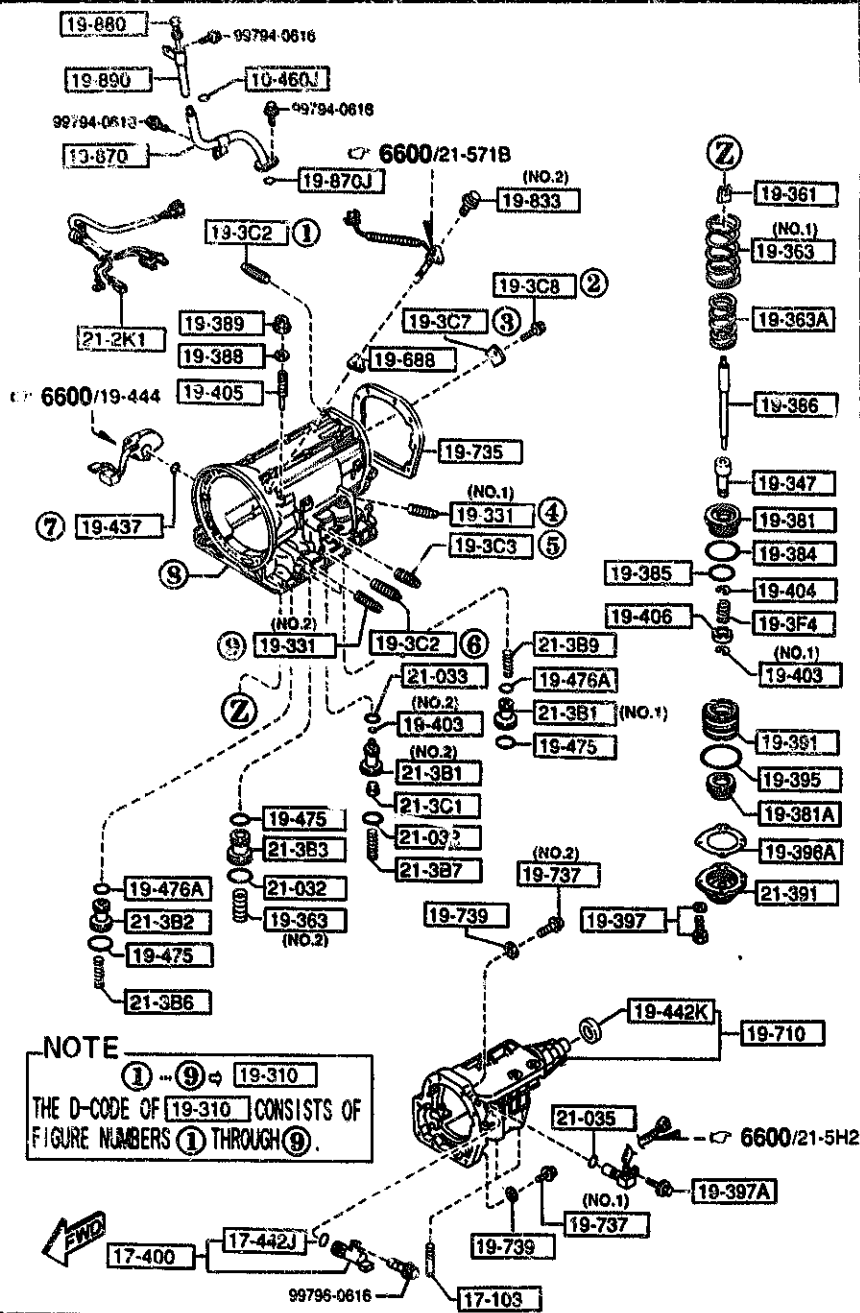
AUFA05

PART NO.	QTY	MODEL/RESTRICTION	MODEL/RESTRICTION	MODEL/RESTRICTION	FROM-TO
56-81X		FASTENER, DUCT PANEL			
FB01-56-81X	3				
66-367		CLIP			
GA98-66-367A	1				
93-4104		HOSE			
99340-05540	1				

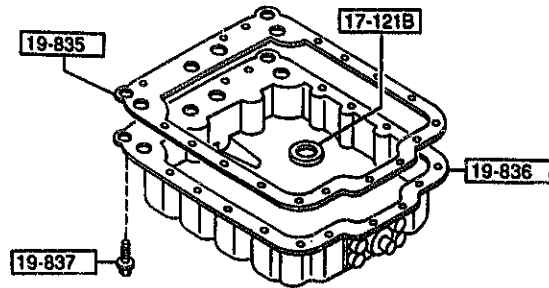
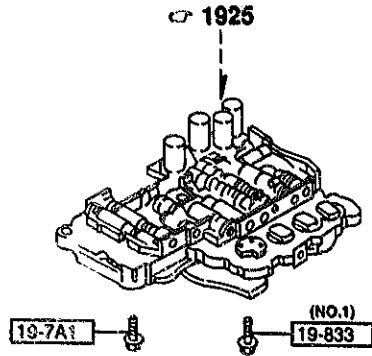
CAT. AUFA05-03

1995-03

1920 TRANSMISSION CASE & MAIN CONTROL SYSTEM (AUTOMATIC) (1/2)

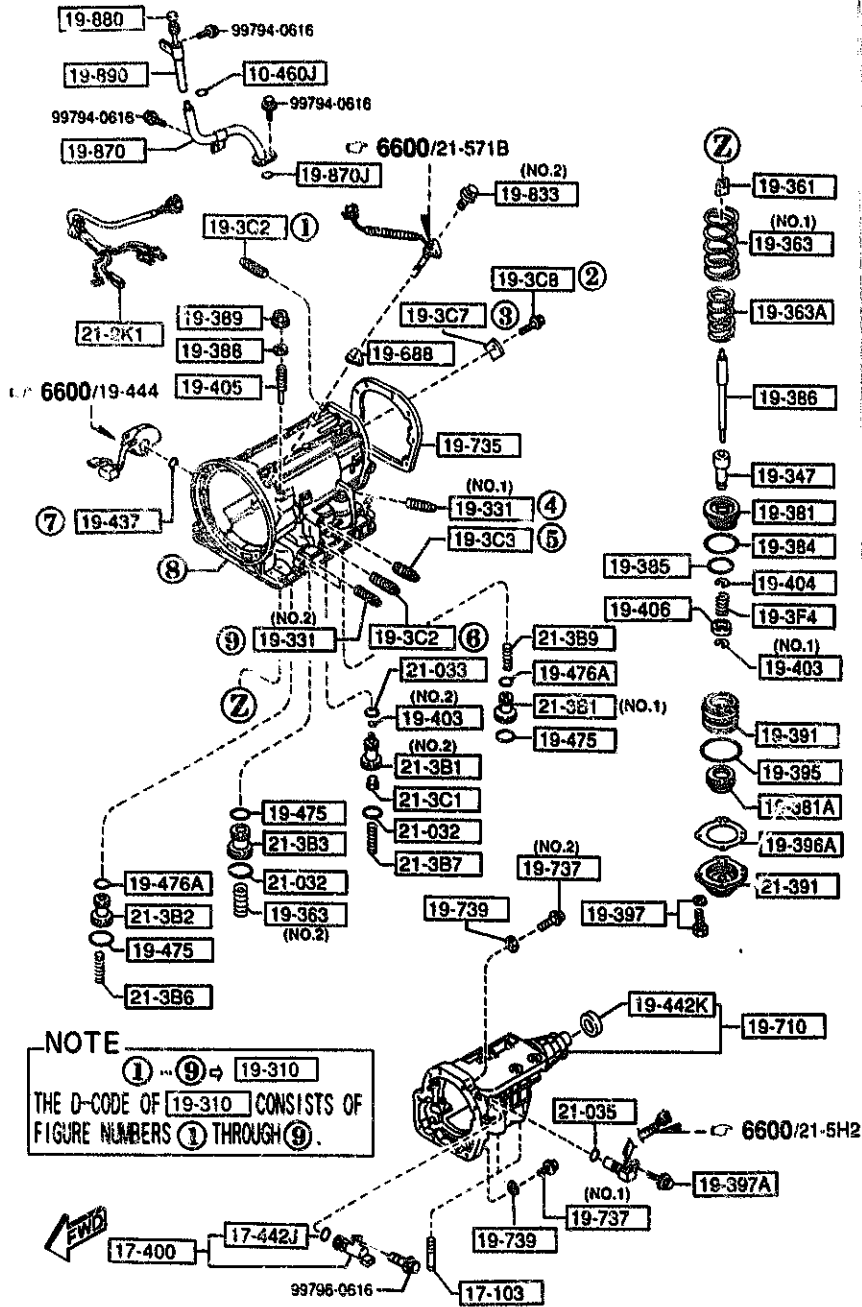


PART NO.	QTY	MODEL/RESTRICTION	MODEL/RESTRICTION	MODEL/RESTRICTION	FROM TO
10-460J		RING, 'O'			
99541-01201	1				
17-103		BOLT			
MS26-17-103	2				
17-121B		MAGNET			
F401-17-121	1				
17-400		GEAR SET, DRIVEN-SPEED			
BV65-17-400	1				
17-442J		RING, 'O'			
1011-17-443	1				
19-3C2		PLUG			
BV11-19-3C2	2				
19-3C3		PLUG			
BV11-19-3C3	1				
19-3C7		PLATE, BAFFLE			
BV11-19-3C7	1				
19-3C8		BOLT, BAFFLE PLATE			
BV11-19-3C8	1				
19-3F4		SPRING, PISTON RETURN			
BV11-19-3F4	1				
19-310		CASE, T/MISSION			
BV56-19-310A	1				
19-331		PLUG, SQUARE HEAD			
BV11-19-331	1	(ILLUST. NO. 1)			
0338-19-331A	3	(ILLUST. NO. 2)			
19-347		RETAINER, SERVO SPRING			
BV11-19-347	1				

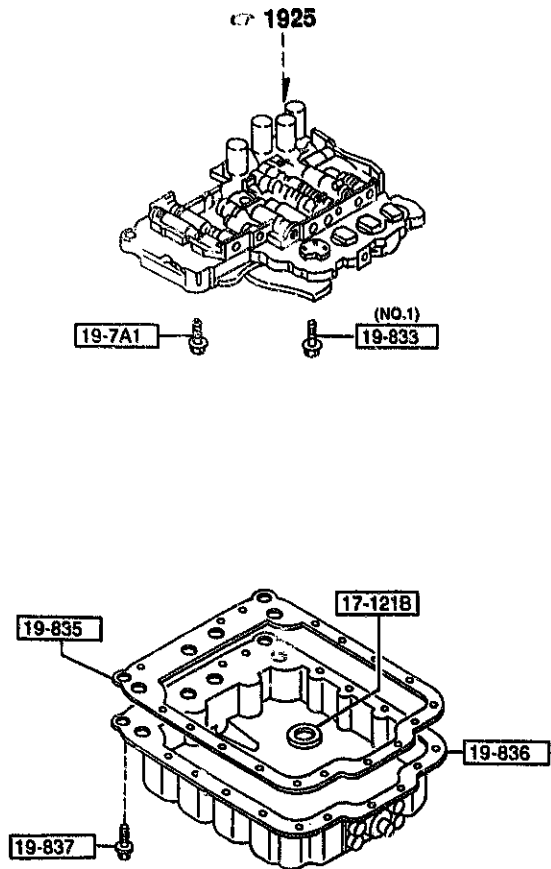


PART NO.	QTY	MODEL/RESTRICTION	MODEL/RESTRICTION	MODEL/RESTRICTION	FROM-TO
19-361		STRUT, BAND			
BV11-19-361	1				
19-363		SPRING, PISTON RETURN			
BV11-19-363	1 (ILLUST. NO.1)				
BV65-19-363	1 (ILLUST. NO.2)				
19-363A		SPRING, PISTON RETURN			
BV11-19-363	1				
19-381		PISTON, BAND SERVO			
BV11-19-381	1				
19-381A		PISTON, BAND SERVO			
BV65-21-321	1				
19-384		SEAL, PISTON			
BV11-19-384	1				
19-385		SEAL, PISTON			
BV11-19-385	1				
19-386		STEM, PISTON			
BV11-19-386	1				
19-388		WASHER, PLAIN			
BV11-19-388	1				
19-389		NUT			
BV11-19-389	1				
19-391		RETAINER, SERVO			
BV11-19-391	1				
19-395		RING, 'O'			
0338-19-395	1				
19-396A		GASKET			
BV11-19-3J4	1				

1920 TRANSMISSION CASE & MAIN CONTROL SYSTEM (AUTOMATIC) (1/2)



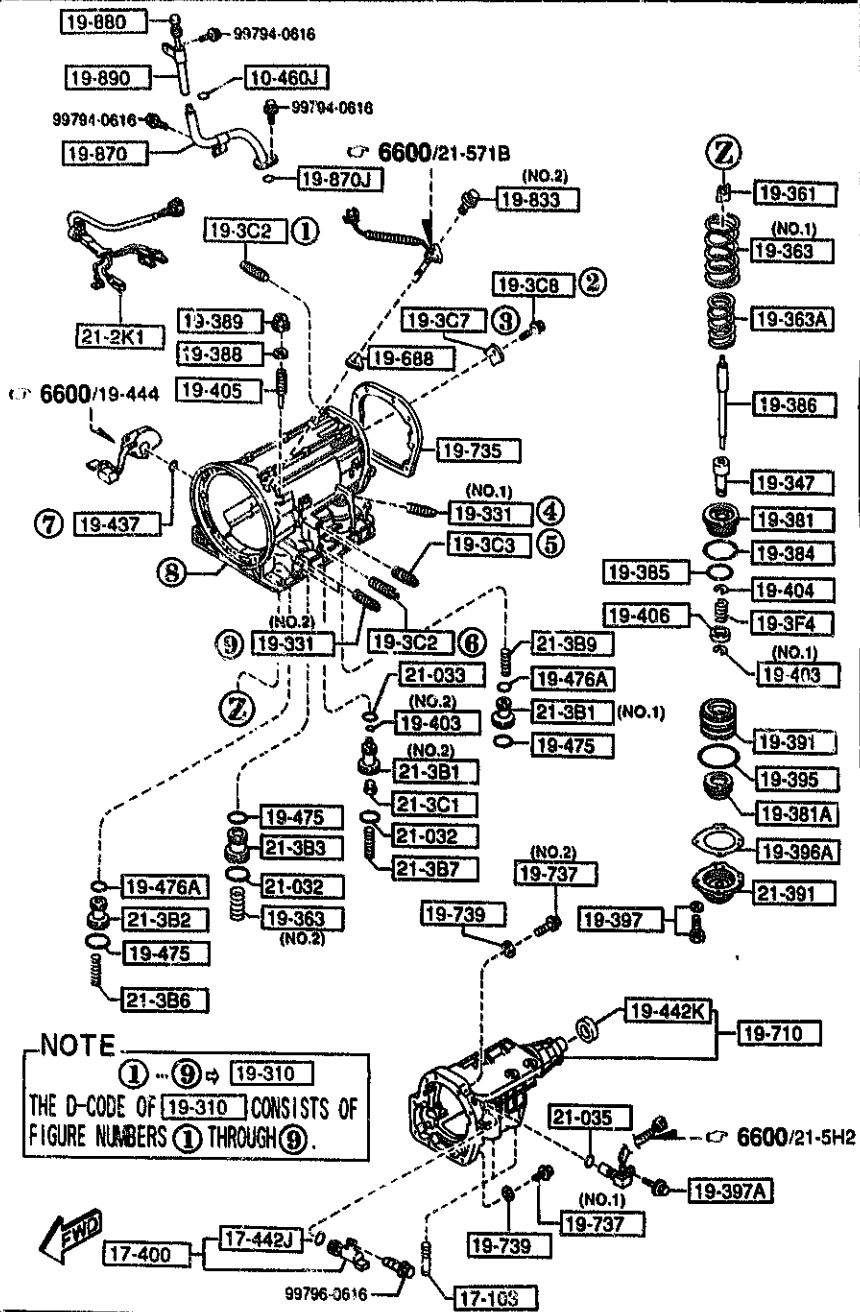
PART NO.	QTY	MODEL/RESTRICTION	MODEL/RESTRICTION	MODEL/RESTRICTION	FROM-TO
19-397		BOLT			
BV11-19-397	4				
19-397A		BOLT			
0338-19-397	1				
19-403		RING, SNAP-PISTON STE M LOW			
BV11-19-403	1	(ILLUST. NO.1)			
BV35-19-403	1	(ILLUST. NO.2)			
19-404		RING, SNAP-PISTON STE M UP			
BV11-19-404	1				
19-405		PIN			
BV11-19-405	1				
19-406		RETAINER, SPRING-PISTN STEM			
BV11-19-406	1				
19-437		SEAL, MANUAL SHAFT LE VER			
BV11-19-437	1				
19-442K		SEAL, OIL			
BV65-19-437	1				
19-475		SEAL, 'O'RING			
BV11-19-475	3				
19-476A		RING, 'O'			
BV11-19-476	2				
19-688		GASKET, GOVERNOR			
BV56-19-688	1				
19-7A1		BOLT			
BV11-19-7A3	7				
19-710		HOUSING, EXTENSION			
BV65-19-710	1				



PART NO.	QTY	MODEL/RESTRICTION	MODEL/RESTRICTION	MODEL/RESTRICTION	FROM-TO
19-735		GASKET, EXTENSION			
BV60-19-735	1				
19-737		BOLT			
BV12-19-737	3 (ILLUST. NO.1)				
BV40-19-737	5 (ILLUST. NO.2)				
19-739		WASHER, PLAIN			
0338-19-739	10				
19-833		BOLT, CONTROL VALVE			
BV11-19-833	13 (ILLUST. NO.1)				
BV56-19-833	2 (ILLUST. NO.2)				
19-835		GASKET, OIL PAN			
BV60-19-835	1				
19-836		PAN, OIL			
BV65-19-836	1				
19-837		BOLT, OIL PAN			
0338-19-837	18				
19-870		TUBE, OIL LEVEL			
BV65-19-870	1				
19-870J		RING, 'O'			
99541-01601	1				
19-880		GAUGE, OIL LEVEL			
BV45-19-880	1				
19-890		TUBE, OIL FILTER-UPPER			
BV65-19-890	1				
21-032		RING, 'O'-UP. ACCUM 2ND PIS			
BV11-21-032	2				
21-033		RING, 'O'-ACCUM. CLUTCH			
BV11-21-033	1				



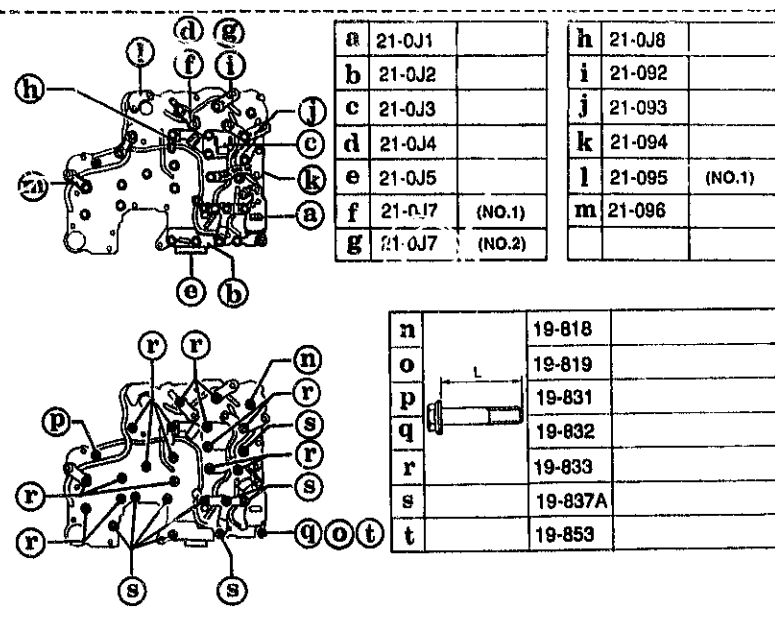
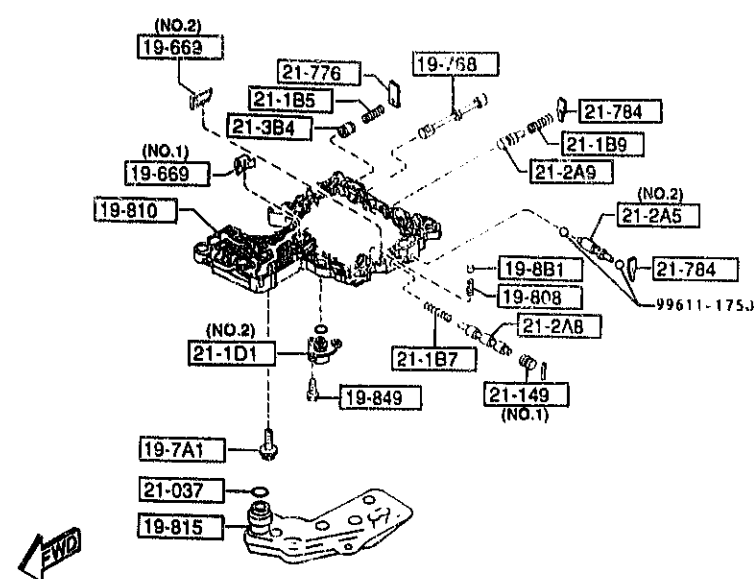
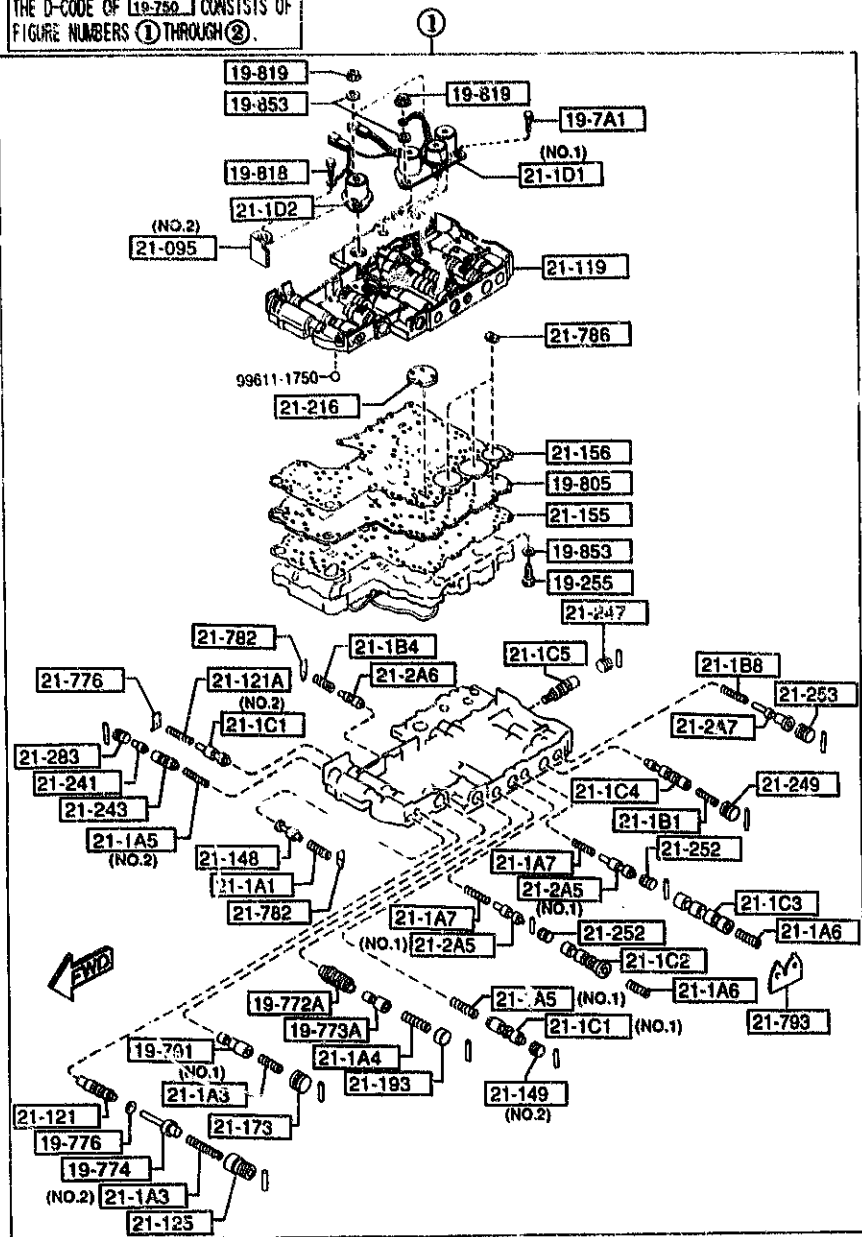
1920 TRANSMISSION CASE & MAIN CONTROL SYSTEM (AUTOMATIC) (1/2)



PART NO.	QTY	MODEL/RESTRICTION	MODEL/RESTRICTION	MODEL/RESTRICTION	FROM-TO
21-035		RING, 10"-ACCUM. FOR. CLUTCH			
BV11-21-035	1				
21-2K1		TERMINAL			
BV65-21-2K1	1				
21-3B1		PISTON, ACCUMULATOR			
BV11-21-3B1	1	(ILLUST. NO. 1)			
BV65-21-3B1	1	(ILLUST. NO. 2)			
21-3B2		PISTON, ACCUMULATOR			
BV11-21-3B2	1				
21-3B3		PISTON, ACCUMULATOR			
BV11-21-3B3	1				
21-3B6		SPRING, ACCUMULATOR			
BV11-21-3B6	1				
21-3B7		SPRING, ACCUMULATOR			
BV65-21-3B7	1				
21-3B9		SPRING, PISTON RETURN			
BV11-21-3B9	1				
21-3C1		PET, ACCUM			
BV40-21-3C1	1				
21-391		RETAINER, SERVO			
BV65-21-391	1				

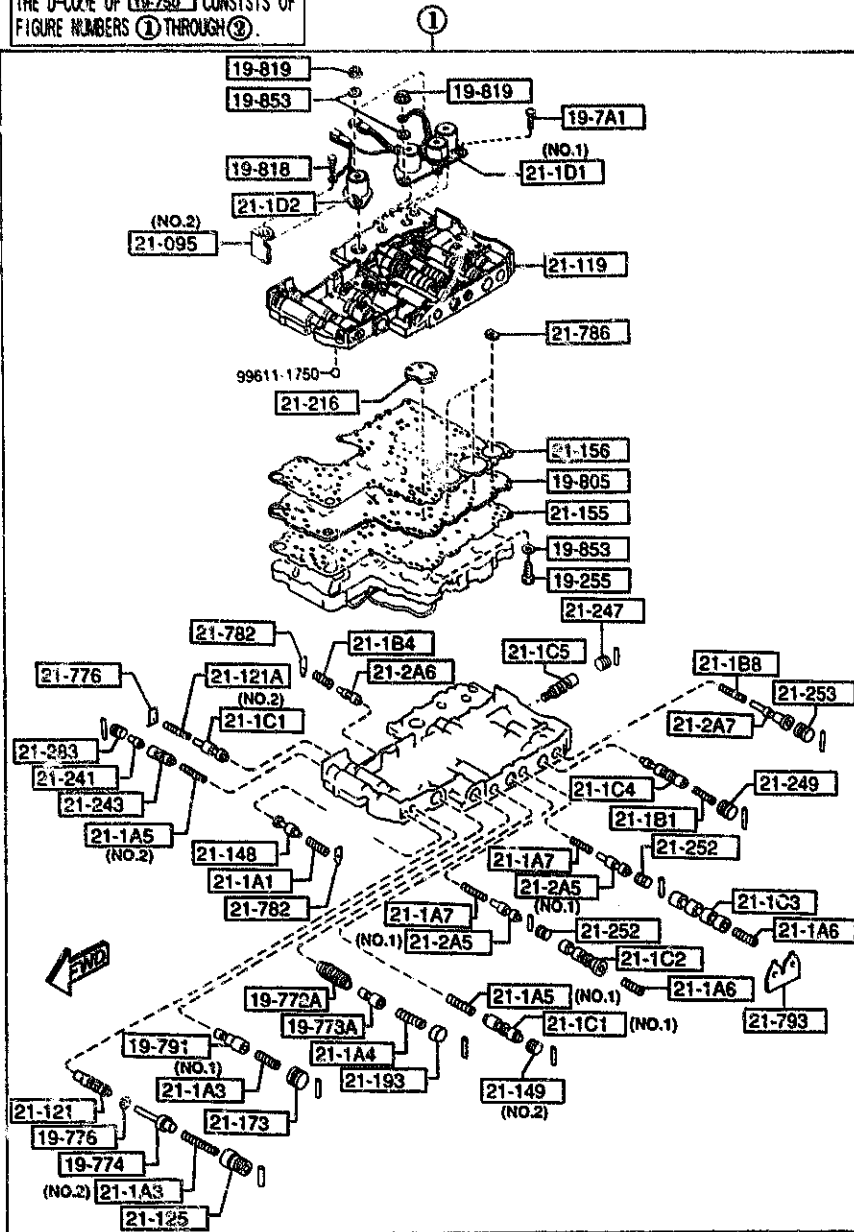
NOTE

①...③ → [19-780]
 THE D-CODE OF [19-750] CONSISTS OF
 FIGURE NUMBERS ① THROUGH ③.

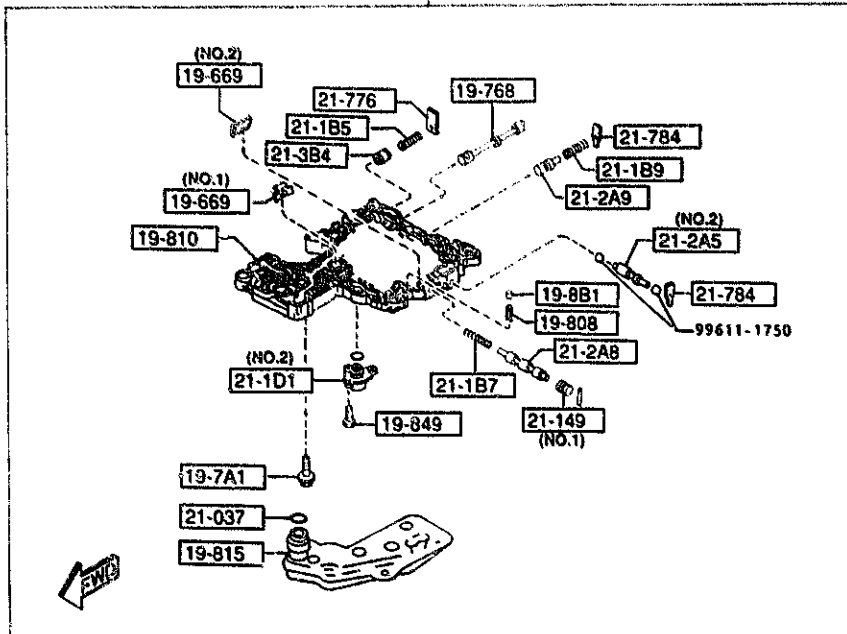


NOTE

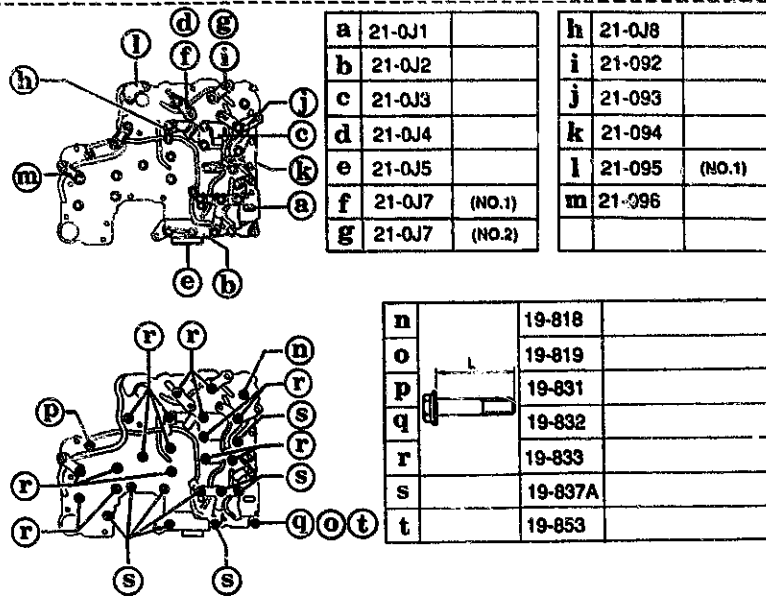
①-③ → 19-750
 THE D-CODE OF 19-750 CONSISTS OF
 FIGURE NUMBERS ① THROUGH ③.



PART NO.	QTY	MODEL/RESTRICTION	MODEL/RESTRICTION	MODEL/RESTRICTION	FROM-TO
19-255		BOLT			
BV50-19-255	1				
19-669		FILTER, GOVERNOR			
BV11-19-669	1 (ILLUST. NO.1)				
BV50-19-669	1 (ILLUST. NO.2)				
19-7A1		BOLT			
BV11-19-7A1	2				
19-750		VALVE, CONTROL			
BV65-19-750A	1				
19-768		VALVE, MANUAL			
BV11-19-768	1				
19-772A		SLEEVE, ACCUMULATOR			
BV11-19-772	1				
19-773A		VALVE, ACCUMULATOR			
BV11-19-773	1				
19-774		PLUG, REGULATOR			
BV45-19-774	1				
19-776		SHEET, SPRING			
BV11-19-776	1				
19-791		VALVE, MODIFIER			
BV11-19-791	1				
19-8B1		VALVE, ORIFICE CHECK			
BV30-19-8B1	1				
19-805		PLATE, SEPARATOR			
BV56-19-805	1				
19-808		SPRING			
0338-19-808	1				



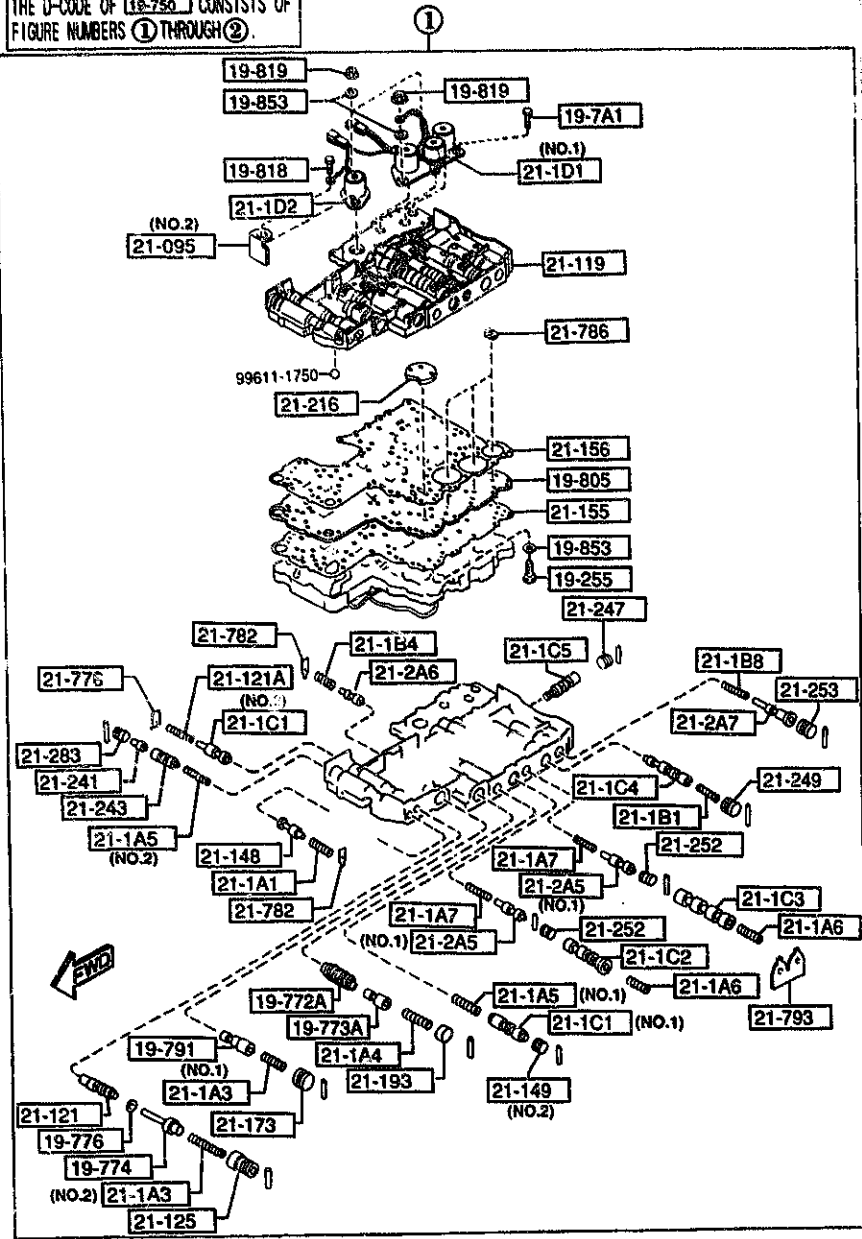
PART NO.	QTY	MODEL/RESTRICTION	MODEL/RESTRICTION	MODEL/RESTRICTION	FROM-TO
19-810		BODY, LWR-CONT. VALVE			
BV40-19-810	1				
19-815		STRAINER, OIL			
BV65-19-815	1				
19-818		BOLT			
BV11-19-818	2				
19-819		NUT			
BV11-19-819	4				
19-831		BOLT, CONTROL VALVE			
BV11-19-831	1				
19-832		BOLT, CONTROL VALVE			
BV50-19-832	1				
19-835		BOLT, CONTROL VALVE			
BV11-19-835	16				
19-837A		BOLT, CONTROL VALVE			
BV11-19-837	9				
19-849		BOLT			
BV11-19-849	2				
19-853		WASHER			
BV11-19-853	6				
21-0J1		CLIP, HARNESS			
BV50-21-0J1	1				
21-0J2		CLIP, HARNESS			
BV45-19-0J2	1				
21-0J3		CLIP, HARNESS			
BV11-21-0J3	1				
21-0J4		CLIP, HARNESS			
BV11-21-0J4	1				



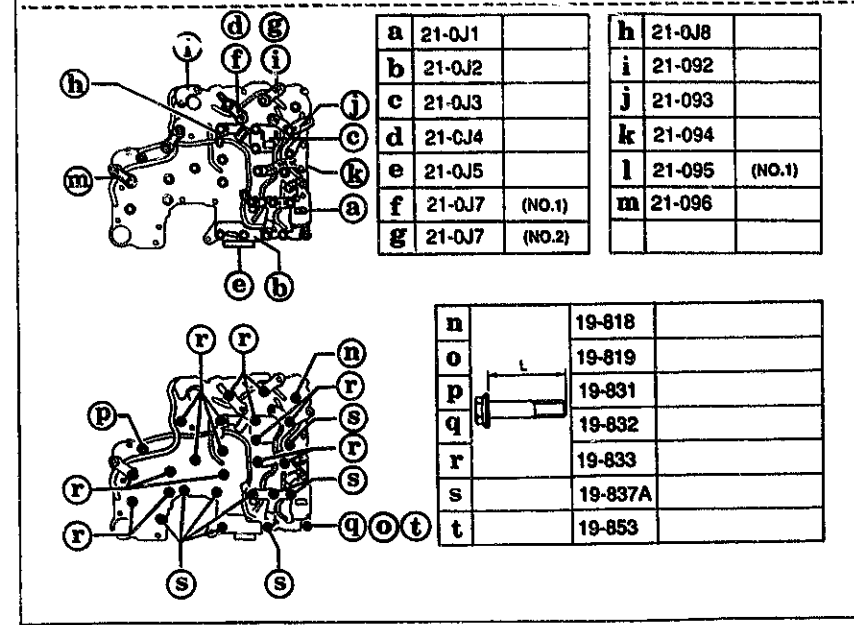
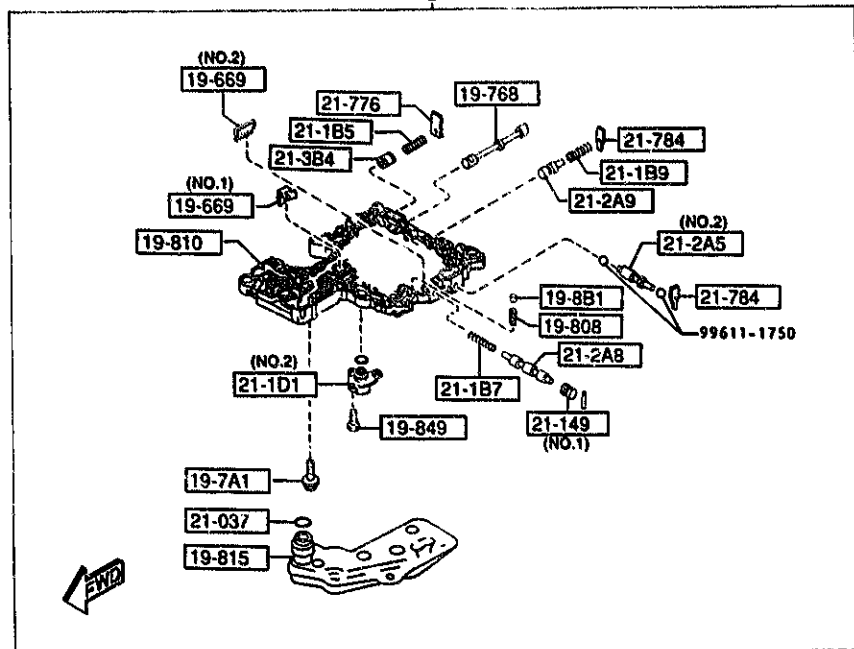
1925 CONTROL VALVE (AUTOMATIC)

NOTE

①-② → 19-750
 THE D-CODE OF 19-750 CONSISTS OF
 FIGURE NUMBERS ① THROUGH ②.



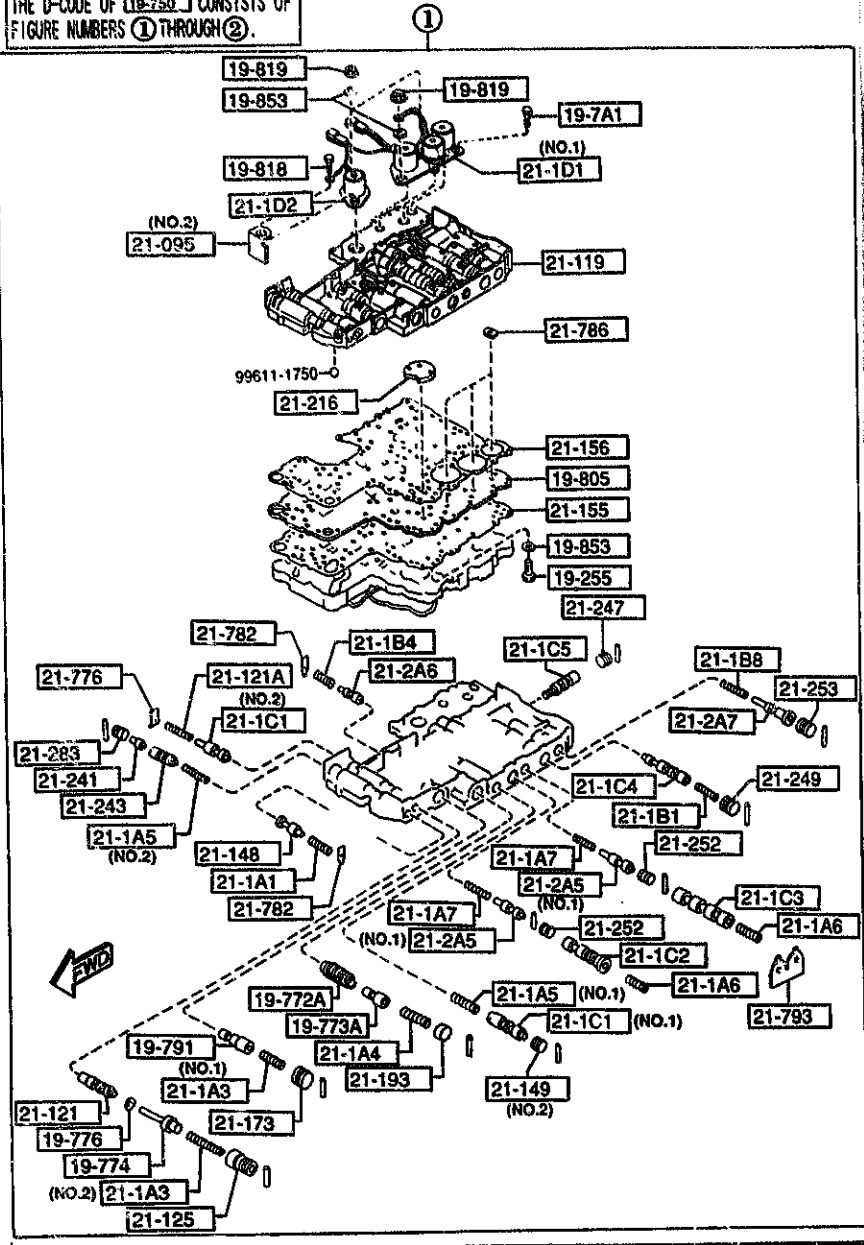
PART NO.	QTY	MODEL/RESTRICTION	MODEL/RESTRICTION	MODEL/RESTRICTION	FROM-TO
21-0J5		CLIP, HARNESS			
BV11-21-0J5	1				
21-0J7		BRACKET, TUBE			
BV11-21-0J7A	1	(ILLUST. NO.1)			
BV56-21-0J7	1	(ILLUST. NO.2)			
21-0J8		BRACKET, TUBE			
BV11-21-0J8	1				
21-037		RING, 'O'			
BV11-21-037	1				
21-092		BRACKET, TUBE			
BV11-21-092	1				
21-093		BRACKET, TUBE			
BV11-21-093	1				
21-094		BRACKET, TUBE			
BV35-21-094	1				
21-095		BRACKET			
BV11-21-095	1	(ILLUST. NO.1)			
BV56-21-095	1	(ILLUST. NO.2)			
21-096		BRACKET, TUBE			
BV11-21-096	1				
21-1A1		SPRING, VALVE			
BV65-21-1A1	1				
21-1A3		SPRING, VALVE			
BV11-21-1A3	1	(ILLUST. NO.1)			
BV40-21-1A3	1	(ILLUST. NO.2)			
21-1A4		SPRING, VALVE			
BV11-21-1A4	1				
21-1A5		SPRING, VALVE			



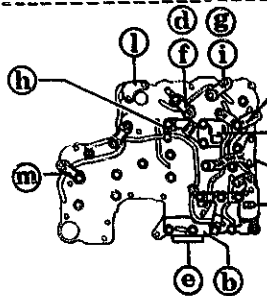
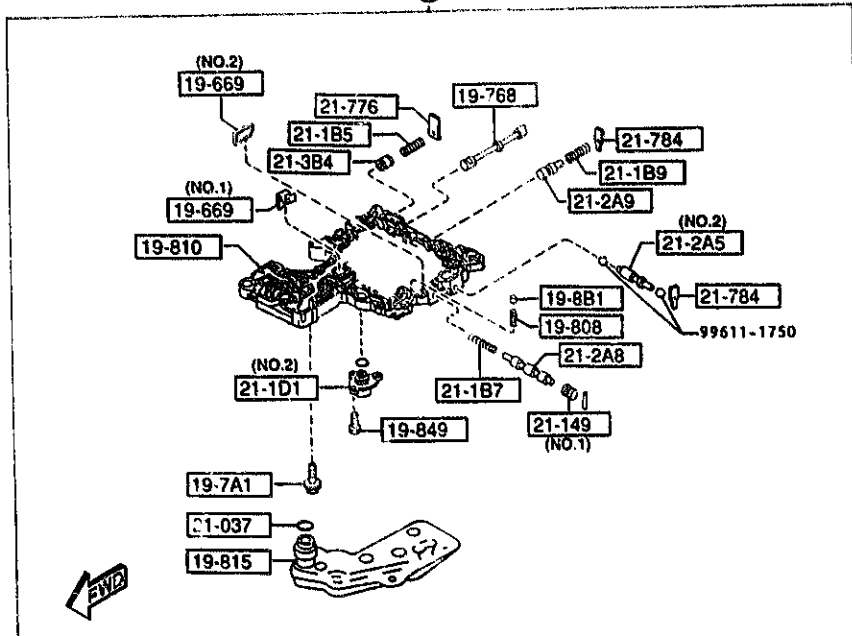
PART NO.	QTY	MODEL/RESTRICTION	MODEL/RESTRICTION	MODEL/RESTRICTION	FROM-TO
CONT'D					
BV11-21-1A5	1	(ILLUST. NO.1)			
BV56-21-1A5	1	(ILLUST. NO.2)			
21-1A6		SPRING, VALVE			
BV11-21-1A6	2				
21-1A7		SPRING, VALVE			
BV11-21-1A7	2				
21-1B1		SPRING, VALV.			
BV11-21-1B1	1				
21-1B4		SPRING, VALVE			
BV11-21-1B4	1				
21-1B5		SPRING, VALVE			
BV12-21-1B5	1				
21-1B7		SPRING, VALVE			
BV11-21-1B7	1				
21-1B8		SPRING, VALVE			
BV45-21-1B8	1				
21-1B9		SPRING, VALVE			
BV11-21-1B9	1				
21-1C1		VALVE, SHIFT			
BV11-21-1C1	1	(ILLUST. NO.1)			
BV40-21-1C1	1	(ILLUST. NO.2)			
21-1C2		VALVE, SHIFT			
BV11-21-1C2	1				
21-1C3		VALVE, SHIFT			
BV11-21-1C3	1				
21-1C4		VALVE, SHIFT			
BV11-21-1C4	1				

1925 CONTROL VALVE (AUTOMATIC)

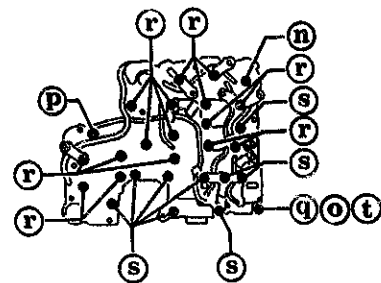
NOTE
 ① → ② → 19-750
 THE D-CODE OF 19-750 CONSISTS OF
 FIGURE NUMBERS ① THROUGH ②.



PART NO.	QTY	MODEL/RESTRICTION	MODEL/RESTRICTION	MODEL/RESTRICTION	FROM-TO
21-1C5		VALVE, SHIFT			
BV45-21-1C5	1				
21-1D1		SOLENOID			
BV11-21-1D1	1	(ILLUST. NO.1)			
BV45-21-1D1	1	(ILLUST. NO.2)			
21-1D2		SOLENOID			
BV11-21-1D2	1				
21-119		BODY, UPPER-CONTROL			
BV40-21-119	1				
21-121		VALVE			
BV11-21-121	1				
21-121A		SPRING, VALVE			
BV45-21-121	1				
21-125		SLEEVE, PLUG REGULATO R			
BV11-21-125	1				
21-148		VALVE, CONVR RELIEF			
BV21-21-148	1				
21-149		PLUG, STOPPER			
BV11-21-149	1	(ILLUST. NO.1)			
BV30-21-149	1	(ILLUST. NO.2)			
21-155		GASKET, BODY-LWR			
BV40-21-155	1				
21-156		GASKET, BODY-UPP			
BV40-21-156	1				
21-173		PLUG, STOPPER			
BV11-21-173	1				
21-193		PLUG, STOPPER			
BV11-21-193	1				



a	21-0J1		h	21-0J8	
b	21-0J2		i	21-092	
c	21-0J3		j	21-093	
d	21-0J4		k	21-094	
e	21-0J5		l	21-095 (NO.1)	
f	21-0J7 (NO.1)		m	21-096	
g	21-0J7 (NO.2)				

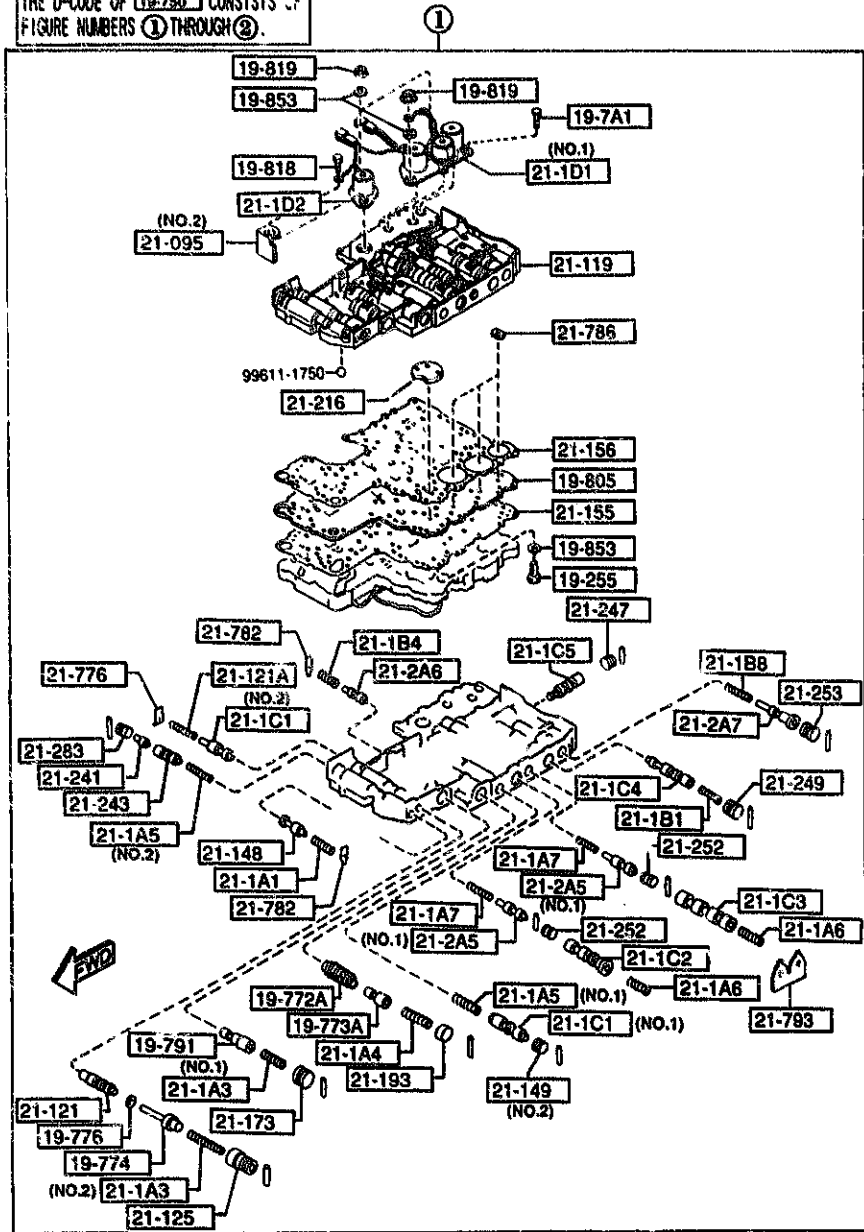


n	19-818	
o	19-819	
p	19-831	
q	19-832	
r	19-833	
s	19-837A	
t	19-853	

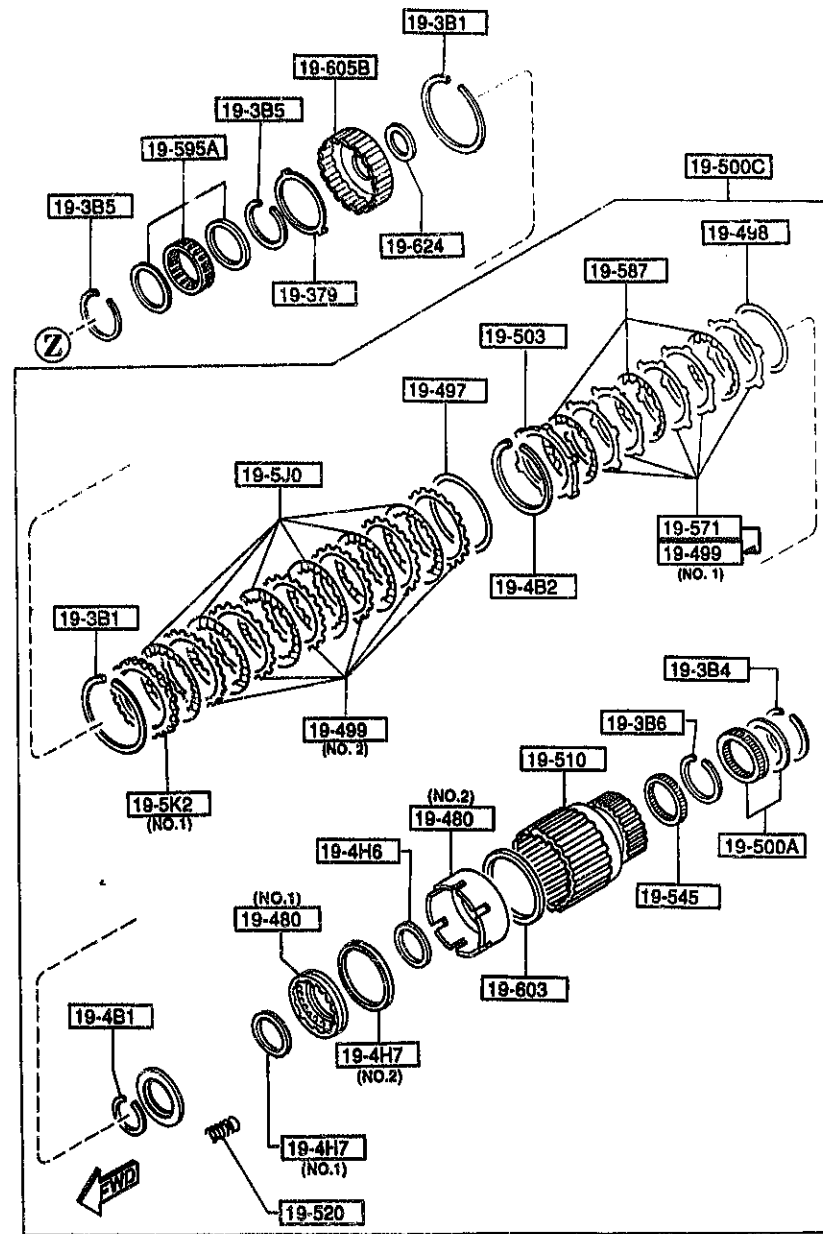
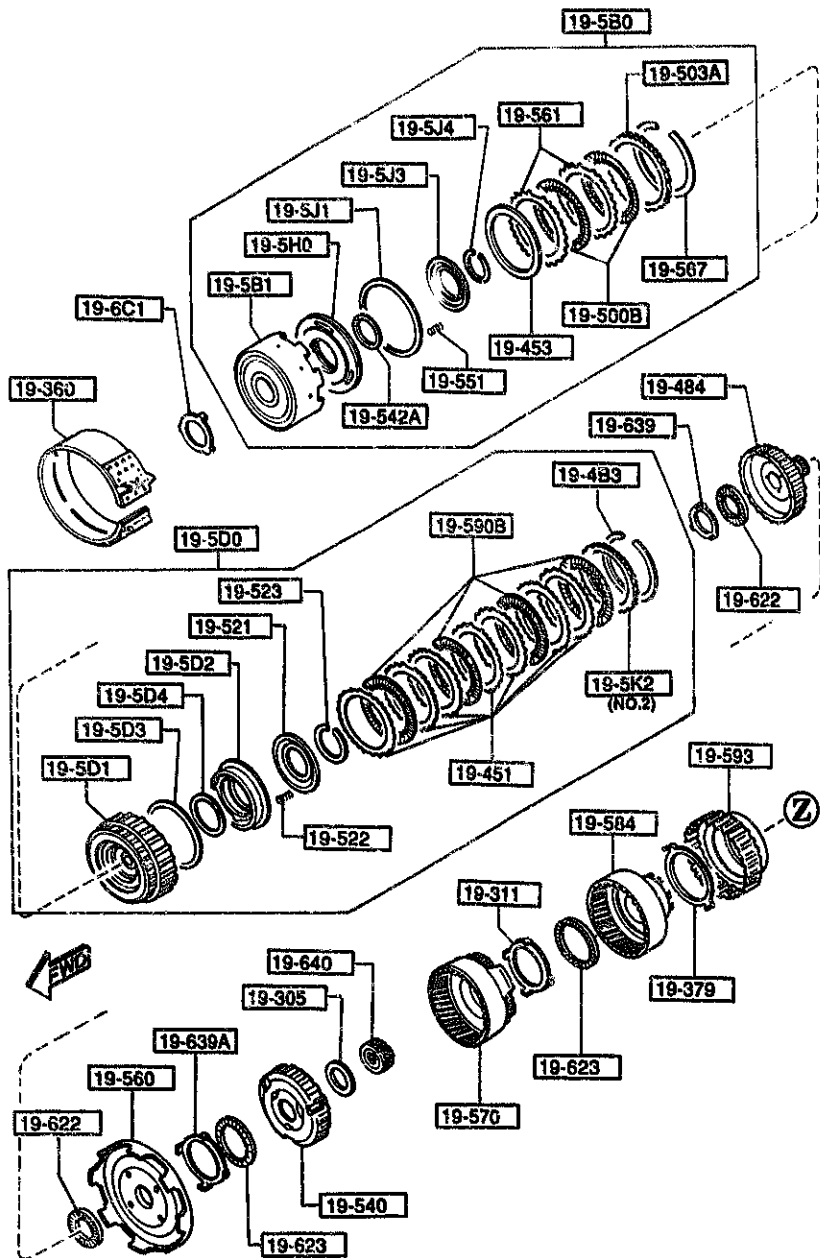
PART NO.	QTY	MODEL/RESTRICTION	MODEL/RESTRICTION	MODEL/RESTRICTION	FROM-TO
21-2A5		VALVE, SPOOL			
BV11-21-2A5	2	(ILLUST. NO.1)			
BV12-21-2A5	1	(ILLUST. NO.2)			
21-2A6		VALVE, SPOOL			
BV11-21-2A6	1				
21-2A7		VALVE, SPOOL			
BV11-21-2A7	1				
21-2A8		VALVE, SPOOL			
BV11-21-2A8	1				
21-2A9		VALVE, SPOOL			
BV35-21-2A9	1				
21-216		PLATE 'E', SIDE			
BV11-21-216	1				
21-241		SLEEVE, LOCK UP			
BV40-21-241	1				
21-243		VALVE, 3RD LOCK UP			
BV40-21-243	1				
21-247		PLUG, STOPPER			
BV30-21-247	1				
21-249		PLUG			
BV56-21-249	1				
21-252		PLUG, STOPPER			
BV11-21-252	2				
21-253		GASKET, DRUM SUPPORT			
BV11-21-253	1				
21-283		VALVE, LOCK UP CONTROL			
BV40-21-283	1				

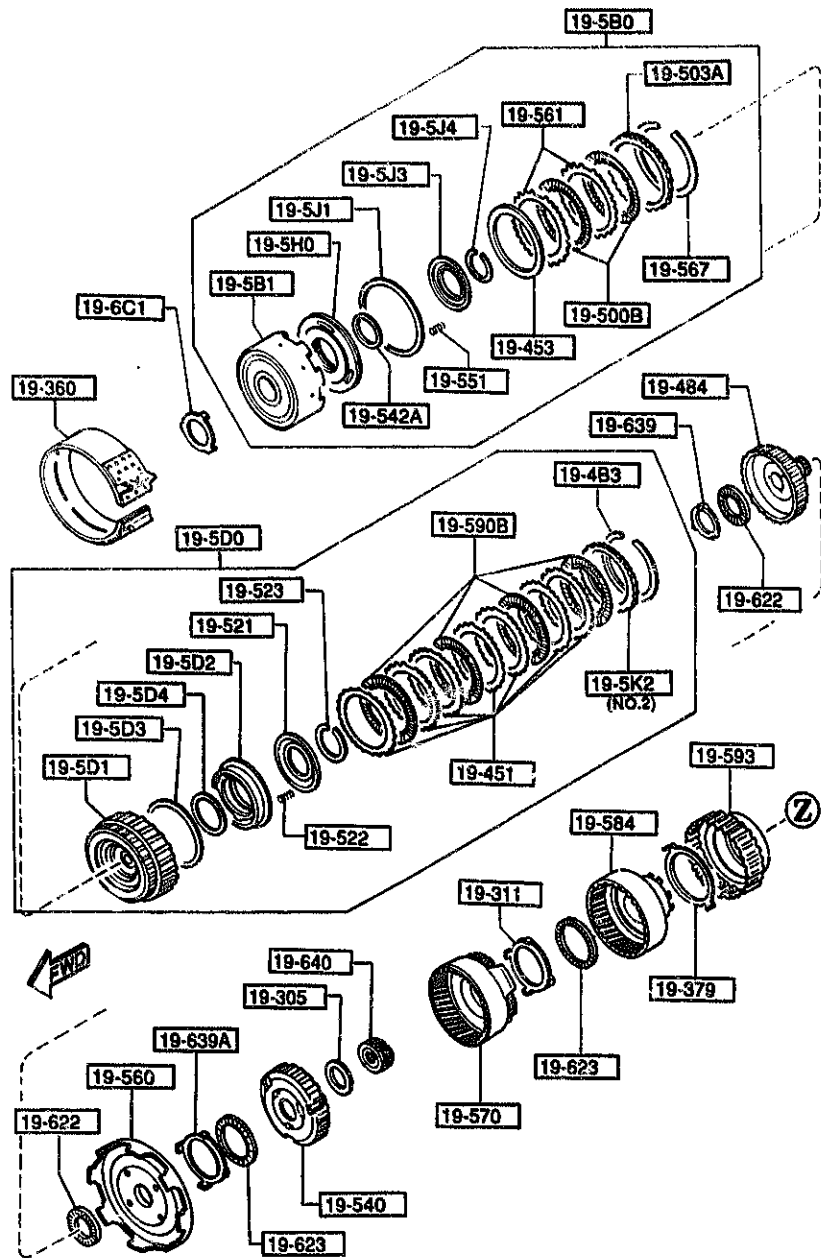
NOTE

① ② ③ → 19-750
 THE D-CODE OF 19-750 CONSISTS OF
 FIGURE NUMBERS ① THROUGH ③.



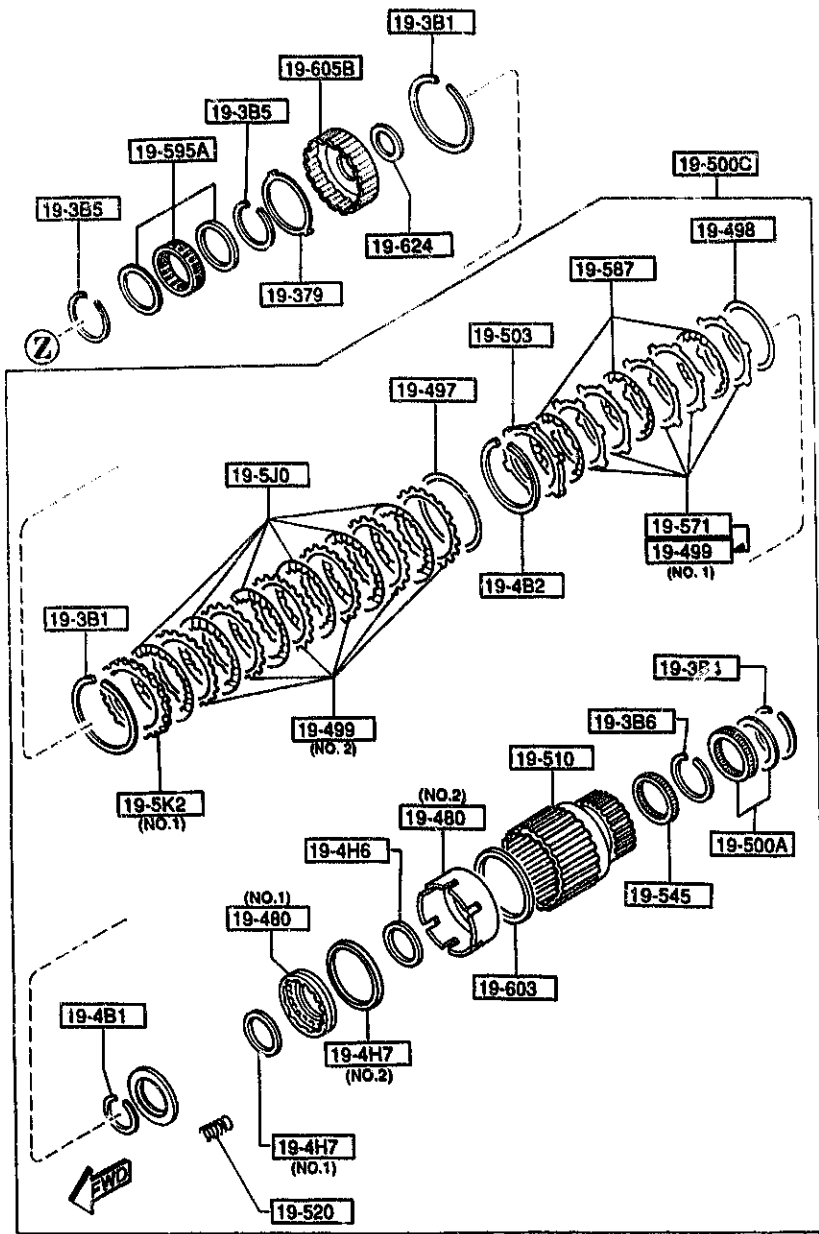
PART NO.	QTY	MODEL/RESTRICTION	MODEL/RESTRICTION	MODEL/RESTRICTION	FROM-TO
21-384		PISTON, ACCUMULATOR			
BV11-21-384	1				
21-776		PLATE, RETAINING			
BV40-21-776	2				
21-782		PLATE			
BV11-21-782	2				
21-784		PLATE			
BV11-21-784	2				
21-786		PLATE			
BV11-21-786	3				
21-793		PLATE			
BV35-21-793	1				



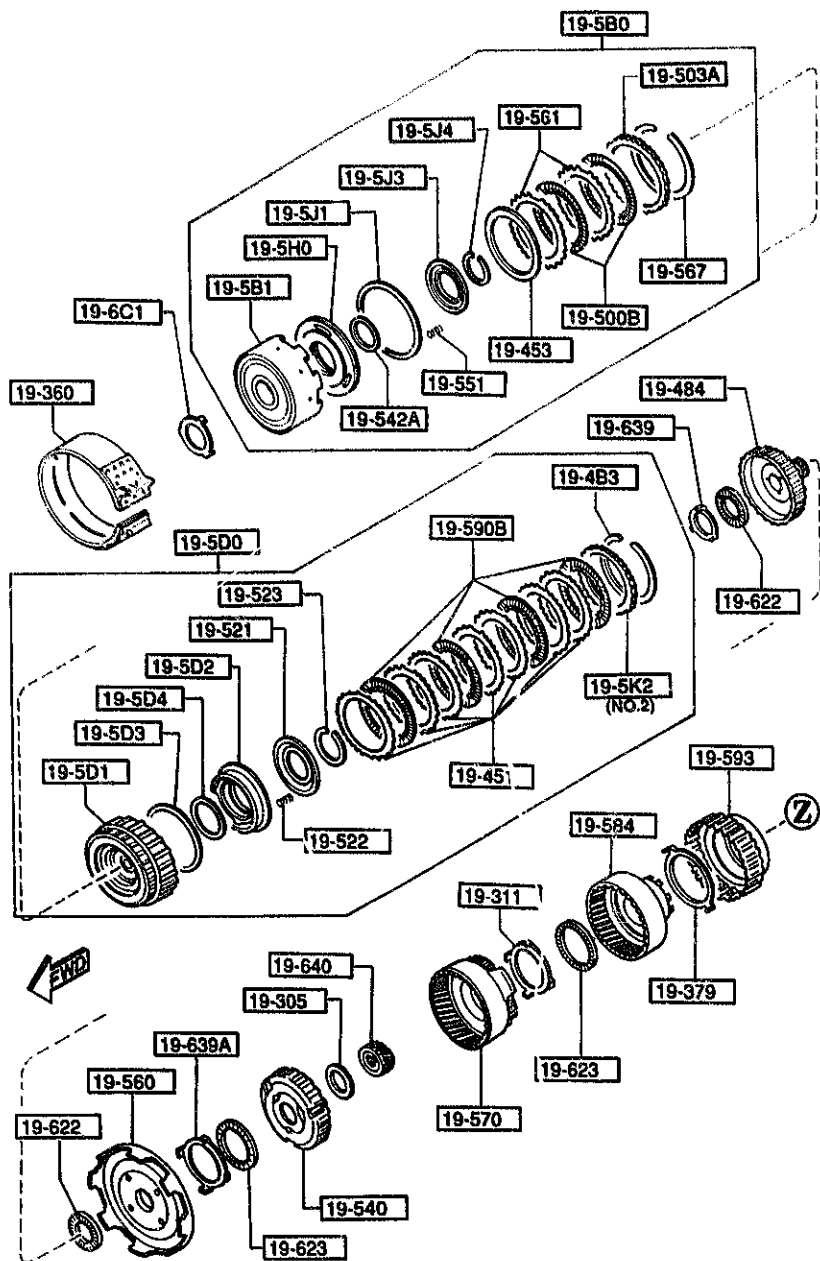


PART NO.	QTY	MODEL/RESTRICTION	MODEL/RESTRICTION	MODEL/RESTRICTION	FROM-TO
19-3B1		RING, SNAP			
BV11-19-3B1	2				
19-3B4		RING, SNAP			
BV45-19-3B4	1				-3A01
BV11-19-3B4	1				3A01-
19-3B5		RING, SNAP			
BV11-19-3B5A	2				
19-3B6		RING, SNAP			
BV11-19-3B6	1				
19-305		BEARING, NEEDLE			
BV11-19-305	1				
19-311		RACE, BEARING			
BV11-19-311	1				
19-360		BAND, BRAKE			
BV65-19-360	1				
19-379		WASHER, TRUST			
BV11-19-379	2				
19-4B1		RING, SNAP			
BV11-19-4B1	1				-3A01
BV30-19-4B1	1				3A01-
19-4B2		RING, SNAP			
BV11-19-4B2	1				
19-4B3		RING, SNAP			
BV11-19-4B3	1				
19-4H6		SEAL, LATHE CUT			
BV11-19-4H6	1				
19-4H7		SEAL, PISTON			
BV11-19-4H7	1	(ILLUST. NO.1)			

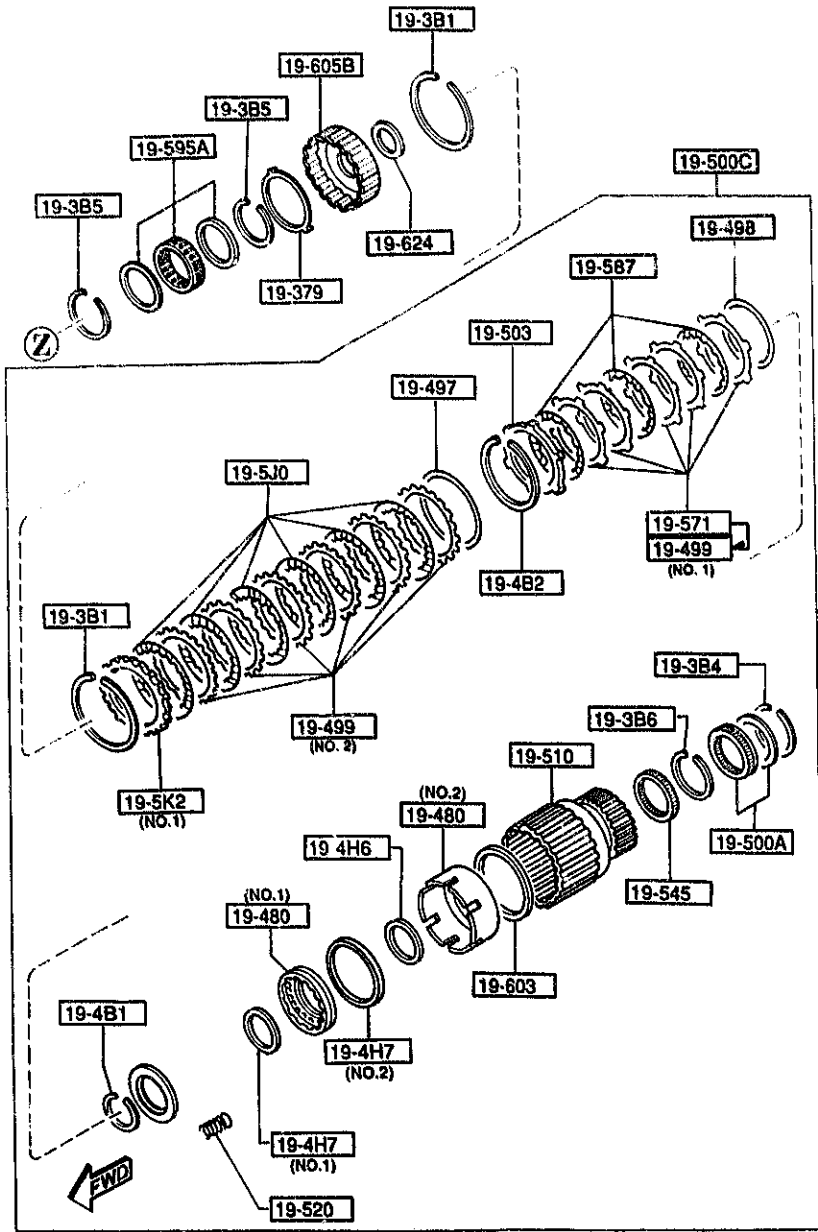
3A01 FD333*-300888



PART NO.	QTY	MODEL/RESTRICTION	MODEL/RESTRICTION	MODEL/RESTRICTION	FROM-TO
CONT'D BV30-19-4H7	1	(ILLUST. NO. 2)			
19-451		PLATE, DRIVEN			
B/11-19-451	7				
19-453		PLATE, RETAINING			
BV11-19-453	1				
19-480		PISTON, CLUTCH			
BV45-19-3F0	1	(ILLUST. NO. 1)			
BV11-19-480	1	(ILLUST. NO. 2)			
19-484		HJB, FORWARD CLUTCH			
BV11-19-484	1				
19-497		PLATE, DISHED			
BV11-19-497	1				
19-498		PLATE, DISHED			
BV11-19-498	1				
19-499		PLATE, DRIVEN			
BV45-19-499	6	(ILLUST. NO. 2)			3A01-
BV11-19-499	5	(ILLUST. NO. 1)			-4120
19-580		CLUTCH, REVERSE			
BV11-19-580A A (BV11-19-580B)	1				4120-
BV11-19-580B	1				-4120
19-581		DRUM, REVERSE			
BV11-19-581 A (BV11-19-581A)	1				4120-
BV11-19-581A	1				
19-5D0		CLUTCH, HIGH			
BV65-19-5DDA	1				
19-5D1		DRUM, HIGH CLUTCH			
BV11-19-5D1B	1				
3A01 FD333*-300888					
4120 FD333*-302035					

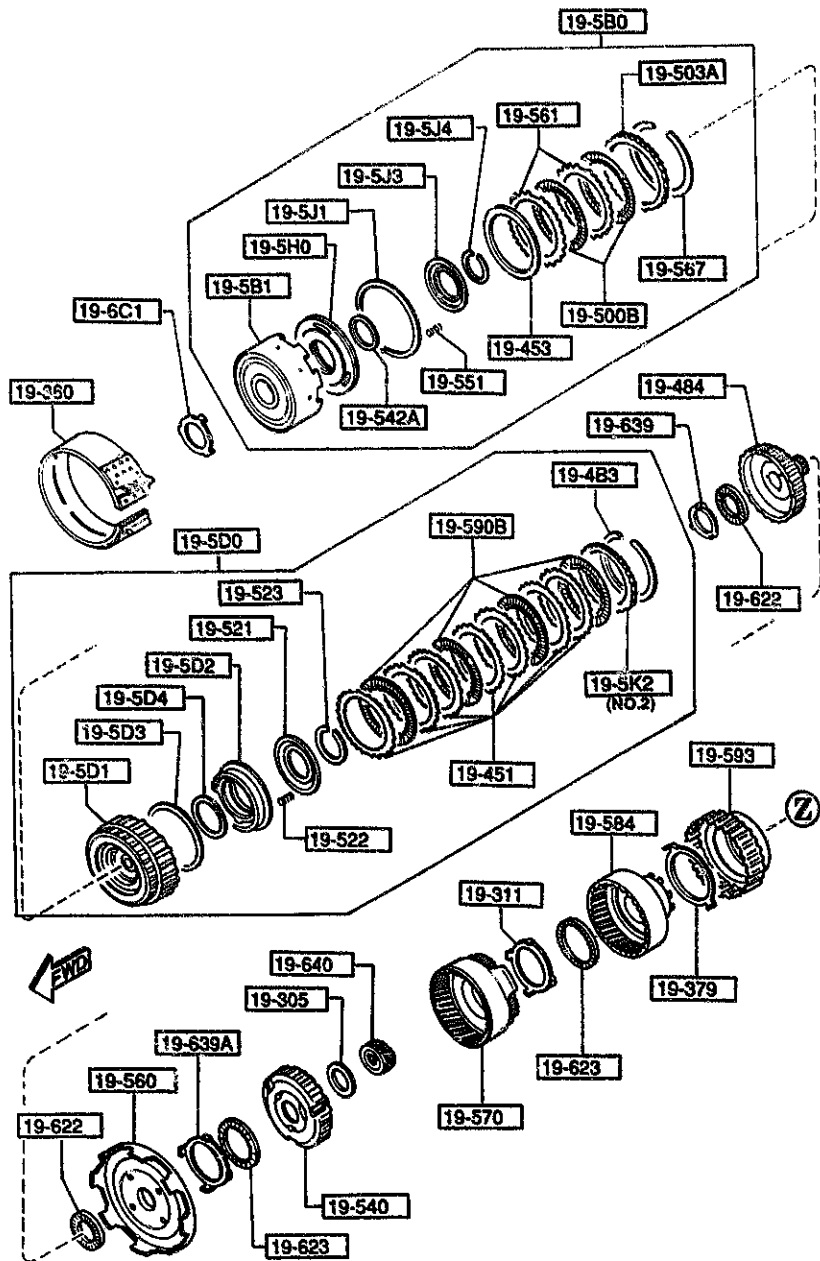


PART NO.	QTY	MODEL/RESTRICTION	MODEL/RESTRICTION	MODEL/RESTRICTION	FROM-TO
19-5D2		PISTON,HIGH CLUTCH			
BV11-19-5D2	1				
19-5D3		SEAL,LATHE CUT			
BV11-19-5D3	1				
19-5D4		SEAL,LATHE CUT			
BV11-19-5D4	1				
19-5H0		PISTON,REVERSE			
BV11-19-5H0	1				
19-5J0		PLATE,DRIVE			
BV11-19-5J0	6				
19-5J1		SEAL,OUTER			
BV11-19-5J1	1				
19-5J3		SPRING,RETURN			
BV11-19-5J3	1				
19-5J4		RING,SNAP			
BV11-19-5J4	1				
19-5K2		PLATE,RETAINING			
BV11-19-5K2	1	T=4MM (ILLUST. NO.1)			
BV65-19-5K2	1	T=3.4MM (ILLUST. NO.2)			
BV11-19-5K3	1	T=4.2MM (ILLUST. NO.1)			
BV65-19-5K3	1	T=3.6MM (ILLUST. NO.2)			
BV11-19-5K4	1	T=4.4MM (ILLUST. NO.1)			
BV65-19-5K4	1	T=3.8MM (ILLUST. NO.2)			
BV11-19-5K5	1	T=4.6MM (ILLUST. NO.1)			
BV65-19-5K5	1	T=4MM (ILLUST. NO.2)			
BV11-19-5K6	1	T=4.8MM (ILLUST. NO.1)			



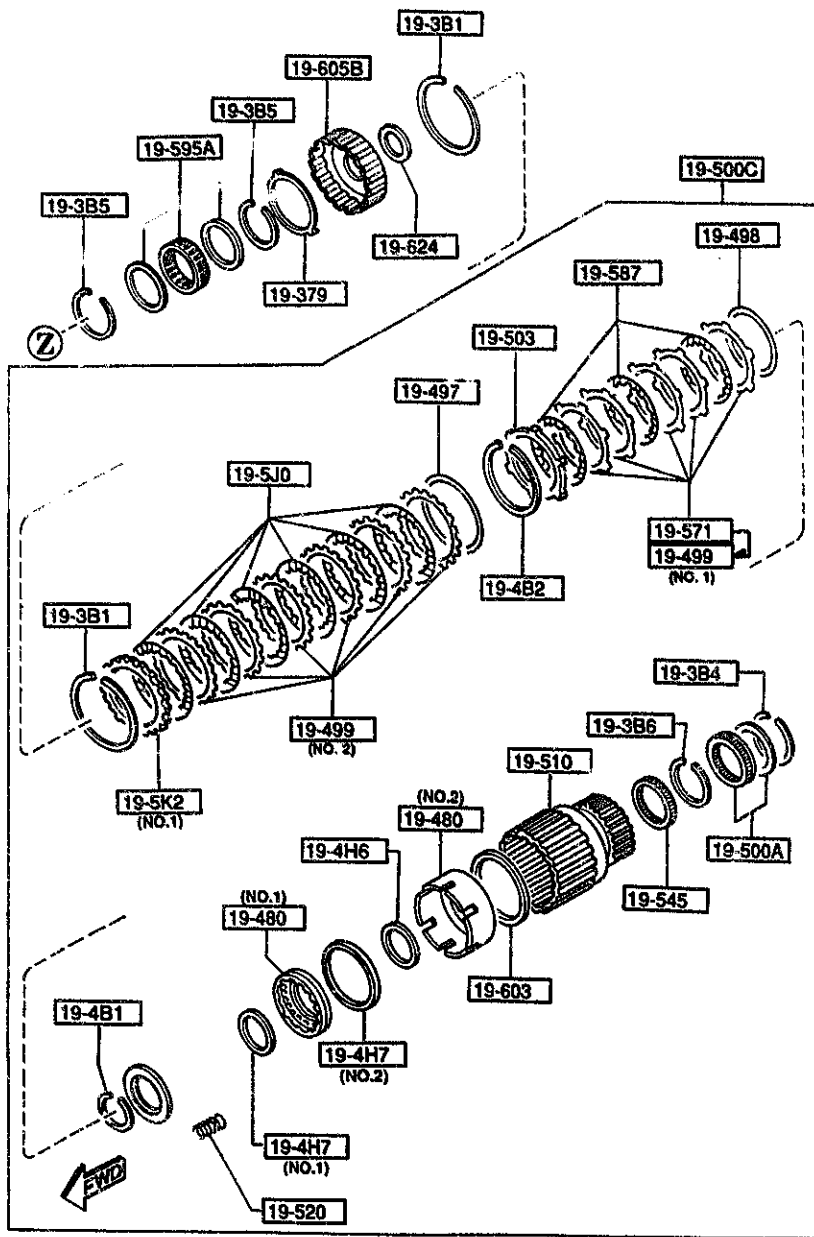
PART NO.	QTY	MODEL/RESTRICTION	MODEL/RESTRICTION	MODEL/RESTRICTION	FROM TO
CONT'D					
BV65-19-5K6	1	T=4.2MM (ILLUST. NO.2)			
BV11-19-5K7	1	T=5MM (ILLUST. NO.1)			
BV11-19-5K8	1	T=5.2MM (ILLUST. NO.1)			
+-----+ 19-500A +-----+		CLUTCH & ONE WAY			
BV45-19-651	1				-3A01
BV11-19-651	1				3A01-
+-----+ 19-500B +-----+		PLATE,DRIVEN			
BV11-19-620A	2				
+-----+ 19-500C +-----+		CLUTCH			
BV45-19-500	1				-3A01
BV11-19-500A	1				3A01-
+-----+ 19-503 +-----+		PLATE,RETAINING			
BV11-19-5K9	1	T=5.2MM			
BV11-19-503	1	T=4MM			
BV11-19-504	1	T=4.2MM			
BV11-19-505	1	T=4.4MM			
BV11-19-506	1	T=4.6MM			
BV11-19-507	1	T=4.8MM			
BV11-19-508	1	T=5MM			
+-----+ 19-503A +-----+		PLATE,RETAINING			
BV11-19-454A	1	T=4.6MM			
BV11-19-456A	1	T=4.8MM			
BV11-19-457A	1	T=5MM			
BV11-19-458A	1	T=5.2MM			
BV11-19-459A	1	T=5.4MM			

3A01 FD333*-300888



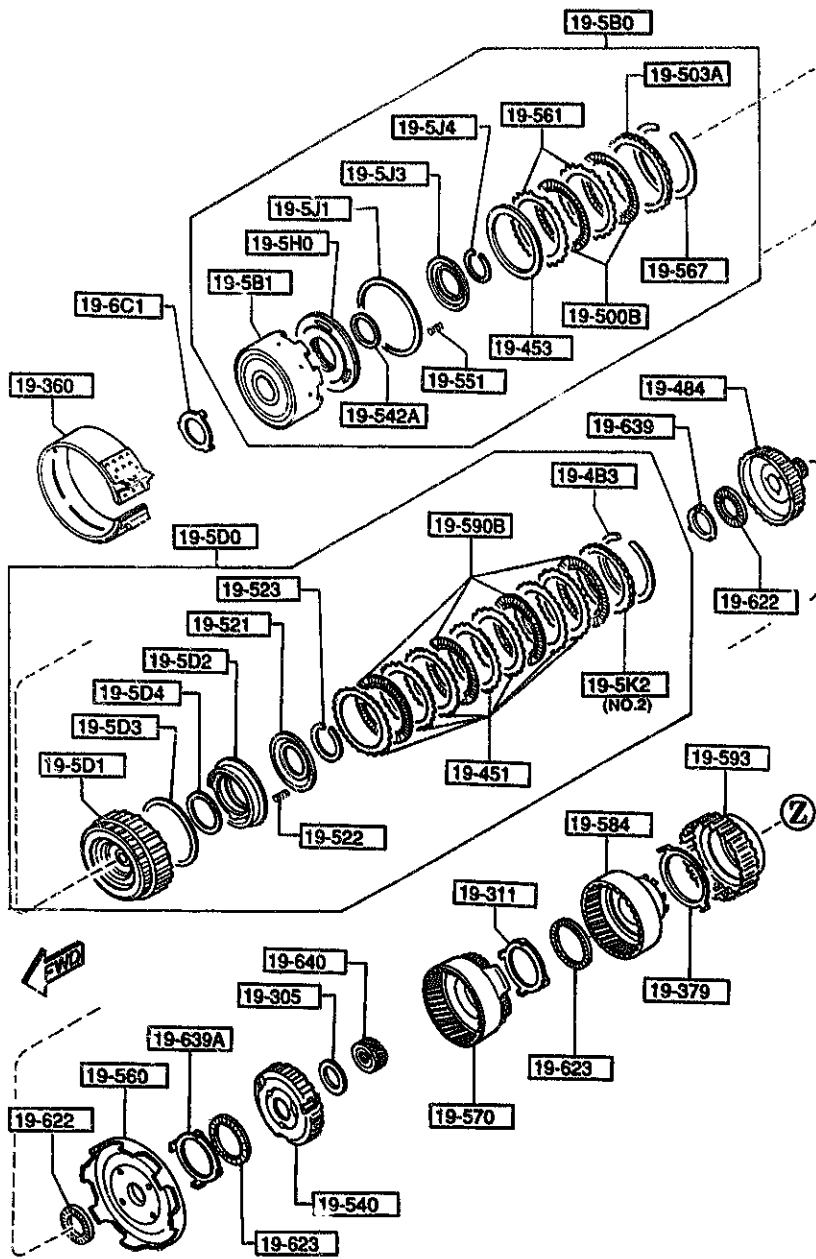
PART NO.	QTY	MODEL/RESTRICTION	MODEL/RESTRICTION	MODEL/RESTRICTION	FROM-TO
CONT'D	1				
BV11-19-572A	1	T=5.6MM			
BV11-19-573A	1	T=5.8MM			
19-510		CLUTCH, REAR			
BV45-19-510	1				-3A01
BV11-19-510A	1				3A01-
19-520		RETAINER, SPRING-CLU. ONE W			
BV11-19-520	1				
19-521		RETAINER			
BV11-19-521	1				
19-522		SPRING			
BV11-19-522	16				
19-523		RING, SNAP			
BV11-19-523	1				
19-540		CARRIER, FRONT			
BV45-19-540	1				
19-542A		SEAL, 'O'RING			
BV11-19-542	1				
19-545		BEARING, NEEDLE			
BV56-19-545	1				
19-551		SPRING, PISTON RETAINER			
BV11-19-551	16				
19-560		GEAR, SUN			
BV65-19-560	1				
19-561		PLATE, DRIVEN-REV. PISTON			
BV45-19-561A	2				
19-567		RING, SNAP			

3A01 FD333*-300888



PART NO.	QTY	MODEL/RESTRICTION	MODEL/RESTRICTION	MODEL/RESTRICTION	FROM-TO
CONT'D BV11-19-567	1				
19-570		CARRIER, REAR			
BV46-19-570	1				
19-571		PLATE, DRIVEN-FRONT			
BV45-19-571	5				-3A01
19-584		GEAR, INTERNAL			
BV45-19-584	1				
19-587		PLATE			
BV11-19-587	5				
19-590B		PLATE, DRIVE			
BV11-19-590	4				
19-593		RACE, OUTER			
BV11-19-593	1				
19-595A		CLUTCH, ONE WAY			
BV11-19-595	1				
19-6C1		RACE, BEARING			
BV11-19-6C1	1	T=0.8MM			
BV11-19-6C2	1	T=1MM			
BV11-19-6C3	1	T=1.2MM			
BV11-19-6C4	1	T=1.4MM			
BV11-19-6C5	1	T=1.6MM			
BV11-19-6C6	1	T=1.8MM			
BV11-19-6C7	1	T=2MM			
19-603		SEAL, PISTON			
BV11-19-603	1				

3A01 FD333*-300888



ALFA05

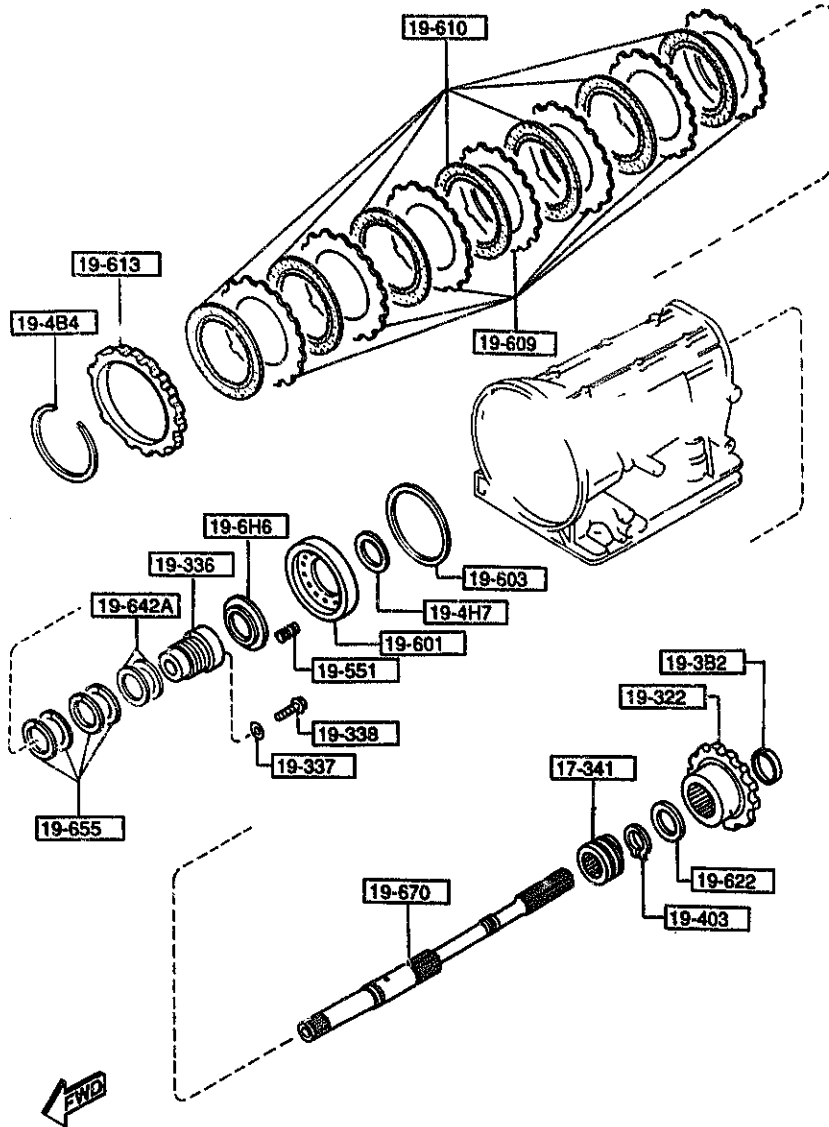
-83-

PART NO.	QTY	MODEL/RESTRICTION	MODEL/RESTRICTION	MODEL/RESTRICTION	FROM-TO
19-605B		HUB			
BV11-19-605	1				
19-622		BEARING, NEEDLE			
0338-19-622	2				
19-623		BEARING, NEEDLE			
BV11-19-307	2				
19-624		BEARING, NEEDLE			
BV55-19-304	1				
19-639		RACE, BEARING			
BV11-19-303	1				
19-639A		RACE, BEARING			
BV11-19-306	1				
19-640		GEAR, SMALL SUN			
BV46-19-6F1	1				

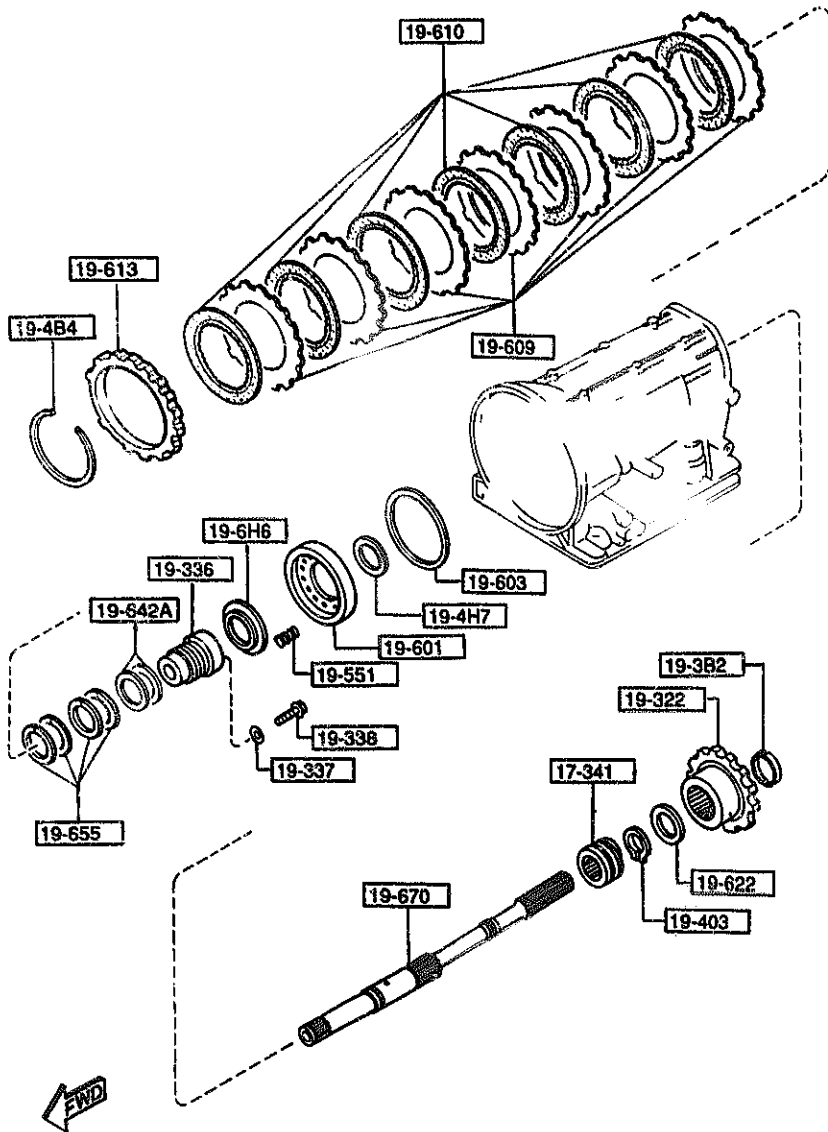
CAT. AUFA05-03

1995-03

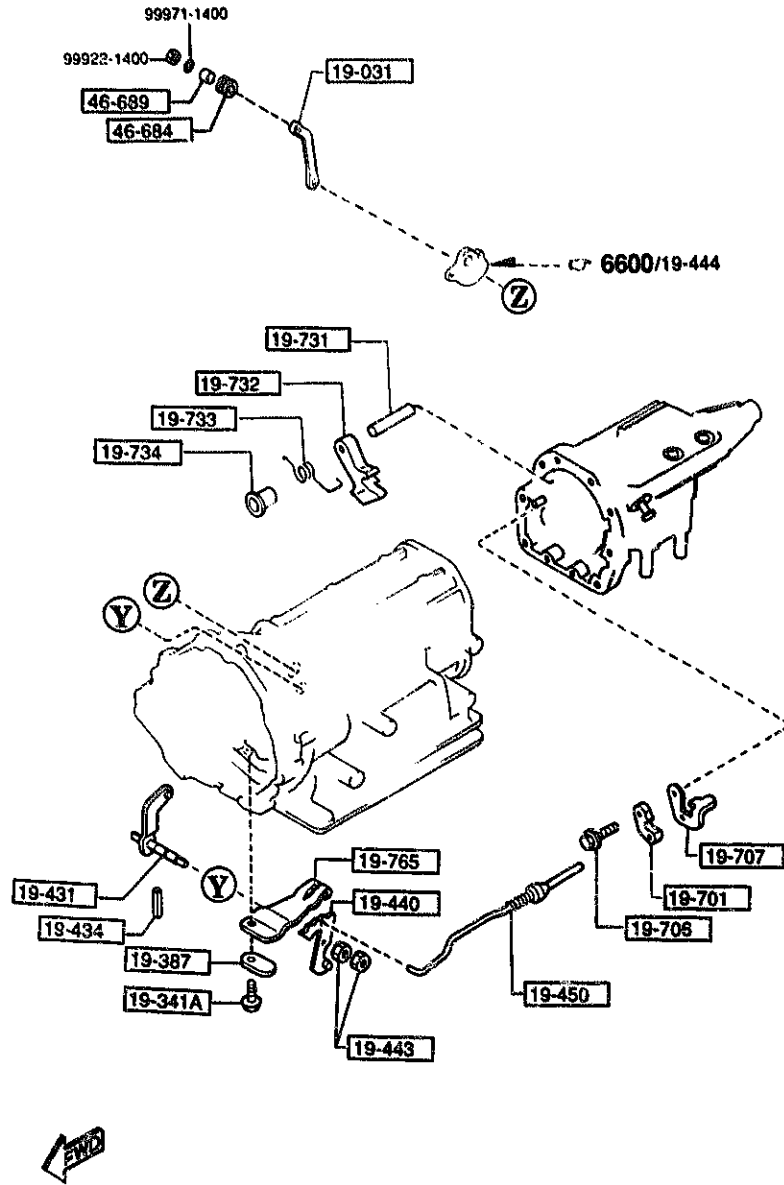
1-E11



PART NO.	QTY	MODEL/RESTRICTION	MODEL/RESTRICTION	MODEL/RESTRICTION	FROM-TO
17-341		GEAR,DRIVE			
BV41-17-341	1				
19-3B2		RING,SNAP			
BV11-19-3B2	1				
19-322		GEAR,PARKING			
BV11-19-322	1				
19-336		RACE,INNER			
BV55-19-336	1				
19-337		WASHER,PLAIN			
BV11-19-337	8				
19-338		BOLT			
BV11-19-338	8				
19-4B4		RING,SNAP			
BV11-19-4B4	1				
19-4H7		SEAL,PISTON			
BV11-19-4H7	1				
19-403		RING,SNAP-PISTON STE M LOW			
BV40-19-403	1				
19-551		SPRING,PISTON RETAIN ER			
BV65-19-551	18				
19-6H6		RETAINER,SPRING			
BV65-19-6H6	1				
19-601		PISTON,LOW & REVERSE			
BV65-19-601	1				
19-603		SEAL,PISTON			
BV11-19-603	1				
19-609		PLATE,DRIVEN			
BV45-19-609	7				

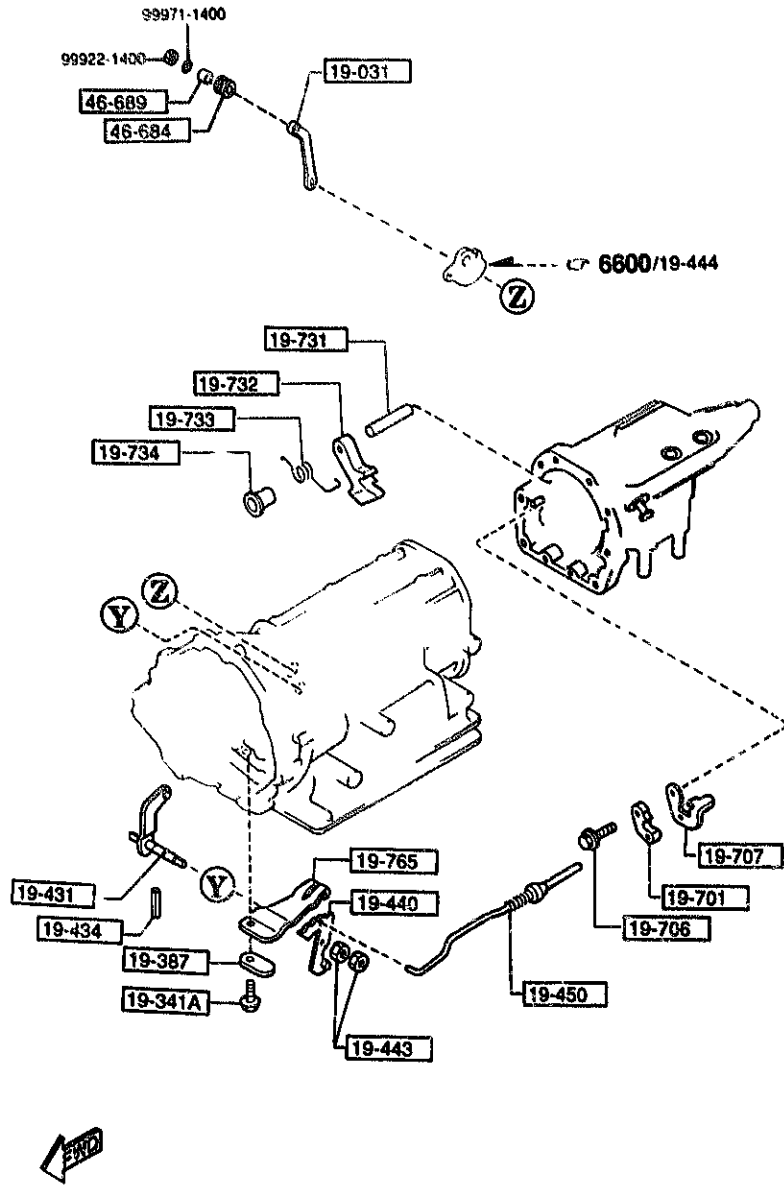


PART NO.	QTY	MODEL/RESTRICTION	MODEL/RESTRICTION	MODEL/RESTRICTION	FROM-TO
19-610		PLATE, DRIVEN			
BV56-19-610	7				
19-613		PLATE, RETAINING			
BV11-19-613	1	T=9.8MM			
BV45-19-613	1	T=8.4MM			
BV65-19-613	1	T=8MM			
BV66-19-613	1	T=8.2MM			
BV45-19-615	1	T=8.6MM			
BV65-19-615	1	T=7.6MM			
BV11-19-616	1	T=9MM			
BV45-19-616	1	T=8.8MM			
BV65-19-616	1	T=7.8MM			
BV65-19-617	1	T=6.8MM			
BV65-19-618	1	T=7MM			
BV65-19-623	1	T=7.2MM			
BV65-19-625	1	T=7.4MM			
BV65-19-628	1	T=6.6MM			
19-622		BEARING, NEEDLE			
BV11-19-622	4				
19-642A		WASHER, THRUST			
BV11-19-5F1	2				
19-655		RING, SEAL			
BV11-19-655	4				
19-670		SHAFT			
BV45-19-670	1				



PART NO.	QTY	MODEL/RESTRICTION	MODEL/RESTRICTION	MODEL/RESTRICTION	FROM-TO
19-031		LEVER, SELECT			
BV65-19-030	1				
19-341A		BOLT			
BV11-19-341	1				
19-387		SPACER			
BV11-19-387A	1				
19-431		SHAFT, MANUAL			
BV11-19-431	1				
19-434		PIN			
BV11-19-434	1				
19-440		PLATE, MANUAL			
BV65-19-440	1				
19-443		NUT, SHAFT			
BV45-19-443	2				
19-450		ROD, PARKING			
BV11-19-450	1				
19-701		SUPPORTER, ACTUATOR			
BV12-21-471	1				
19-706		BOLT			
BV11-21-475	2				
19-707		GUIDE, PARKING ROD			
BV11-19-707	1				
19-731		SHAFT, PARKING PAWL			
BV11-21-472	1				
19-732		PAWL, PARKING			
BV11-19-732	1				
19-733		SPRING, PAWL RETURN			
BV11-19-733	1				

1950 MANUAL LINKAGE SYSTEM (AUTOMATIC)

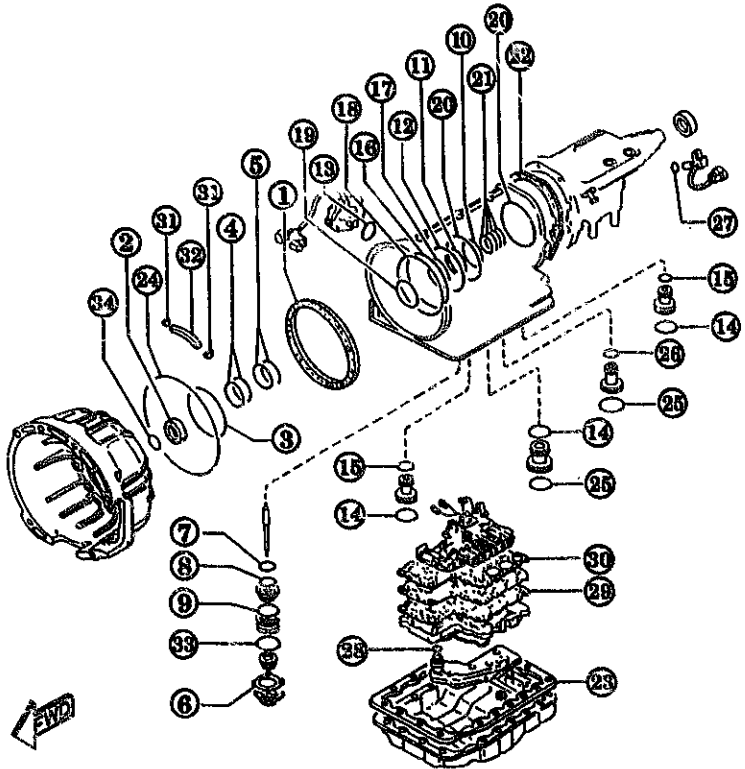


PART NO.	QTY	MODEL/RESTRICTION	MODEL/RESTRICTION	MODEL/RESTRICTION	FROM-TO
19-734		SPACER, DOWEL			
BV11-19-734	1				
19-765		SPRING			
BV65-19-765A	1				
46-684		BUSH			
H380-46-684	1				
46-689		SPACER, CONTROL CABLE			
H380-46-689	1				

1960 GASKET & SEAL KIT (AUTOMATIC)

22-900

- | | |
|--------------------------------------|----------------------------------|
| 1-GASKET, OIL PUMP..... (1) | 18-SEAL OUTER..... (1) |
| 2-SEAL, OIL..... (1) | 19-SEAL "O" RING..... (1) |
| 3-RING SEAL..... (1) | 20-SEAL PISTON..... (2) |
| 4-RING SEAL..... (1) | 21-RING SEAL..... (4) |
| 5-RING SEAL..... (1) | 22-GASKET, EXTENTION..... (1) |
| 6-GASKET..... (1) | 23-GASKET, OIL PAN..... (1) |
| 7-SEAL PISTON..... (1) | 24-RING "O"..... (1) |
| 8-SEAL PISTON..... (1) | 25-RING "O" -UP, ACCUM..... (2) |
| 9-RING "O"..... (1) | 26-RING "O" -ACCUMLATOR..... (1) |
| 10-SEAL, LATHE CUT..... (1) | 27-RING "O" -ACCUMLATOR..... (1) |
| 11-SEAL PISTON..... (1) | 28-RING "O"..... (1) |
| 12-SEAL PISTON..... (1) | 29-GASKET, BODY-LWR..... (1) |
| 13-SEAL, MANUAL SHAFT LEVER..... (1) | 30-GASKET, BODY-UPP..... (1) |
| 14-SEAL "O" RING..... (3) | 31-SEAL, SIDE..... (2) |
| 15-RING "O"..... (2) | 32-SEAL, FLANGE..... (1) |
| 16-SEAL, LATHE CUT..... (1) | 33-SEAL, LATHE CUT..... (1) |
| 17-SEAL, LATHE CUT..... (1) | 34-RING "O"..... (1) |

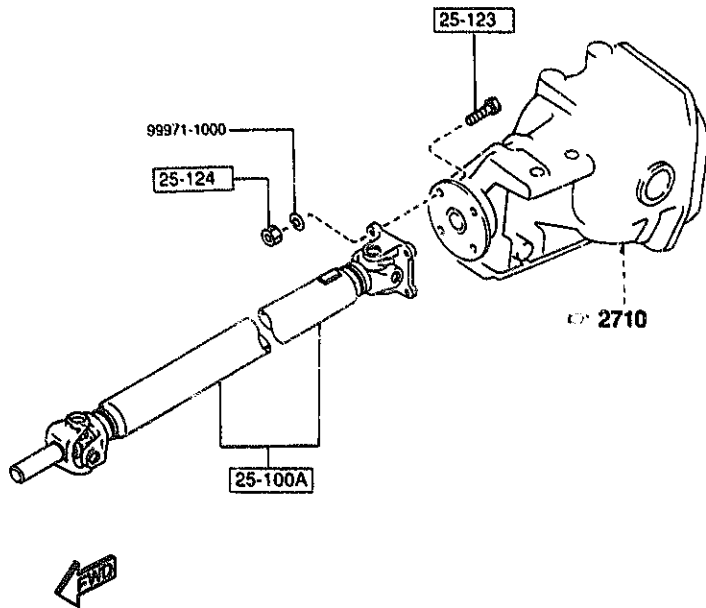


1960 -1 * GASKET & SEAL KIT (AUTOMATIC)

PART NO.	QTY	MODEL/RESTRICTION	MODEL/RESTRICTION	MODEL/RESTRICTION	FROM-TO
22-900		GASKET & SEAL KIT			
BV65-22-900	1				

2505 -1 * REAR PROPELLER SHAFT

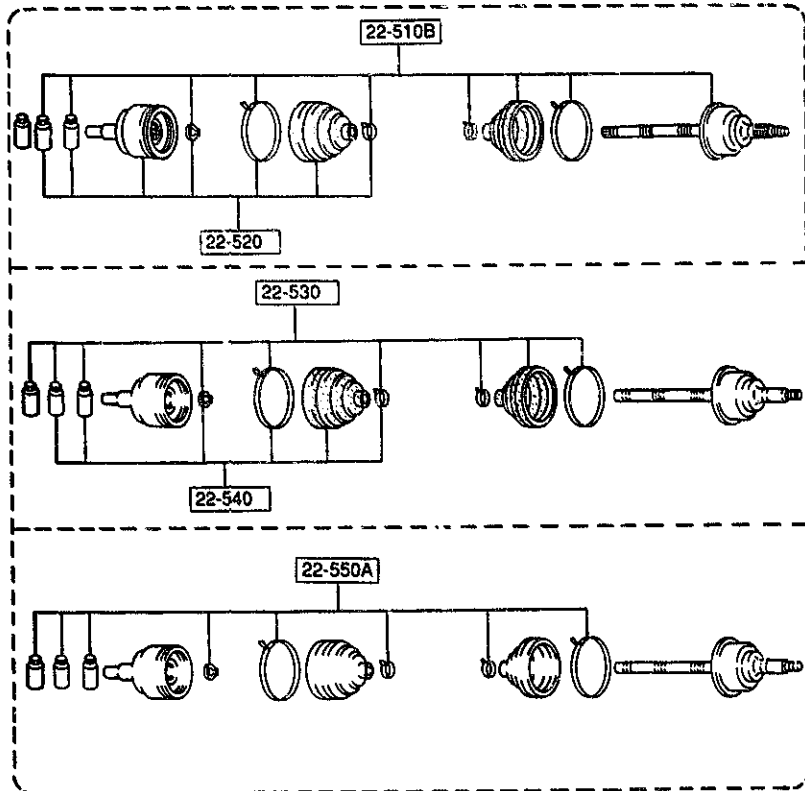
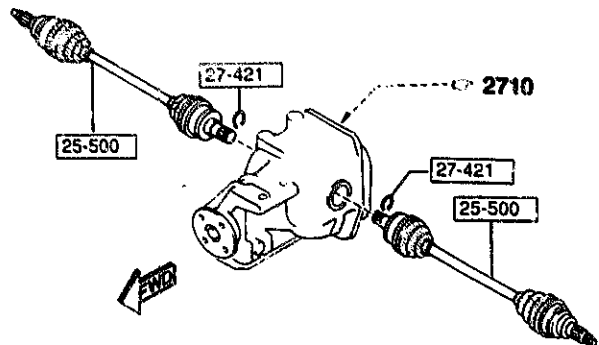
2505 REAR PROPELLER SHAFT



PART NO.	QTY	MODEL/RESTRICTION	MODEL/RESTRICTION	MODEL/RESTRICTION	FROM - TO
25-100A		SHAFT, PROPELLER			
PF03-25-100	1	(MT)			
PF04-25-100	1	(AT)			
25-123		BOLT			
P011-25-123	4				
25-124		NUT			
1368-25-124	4				

2950 -1 * REAR DRIVE SHAFT

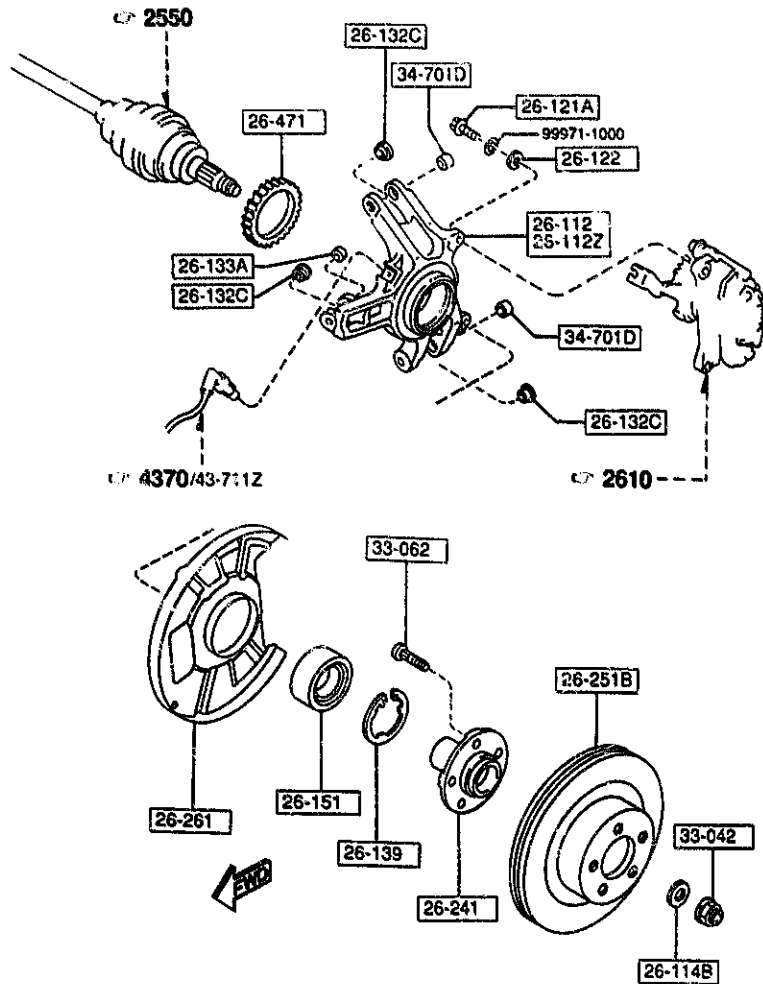
2550 REAR DRIVE SHAFT



PART NO.	QTY	MODEL/RESTRICTION	MODEL/RESTRICTION	MODEL/RESTRICTION	FROM TO
22-510B		JOINT SET, OUTER			
MA10-22-510	2				
22-520		JOINT SET, INNER			
MA10-22-520	2				
22-530		BOOT SET, OUTER JOINT			
MA10-22-530	2				
22-540		BOOT SET, INNER JOINT			
MA10-22-540	2				
22-550A		CLIP SET, DRIVE SHAFT			
MA10-22-550	2				
25-500		SHAFT, DRIVE			
MA10-25-500	2				
27-421		CLIP			
P017-27-421A	2				

2600 REAR AXLE

2600 -1 REAR AXLE



PART NO.	QTY	MODEL/RESTRICTION	MODEL/RESTRICTION	MODEL/RESTRICTION	FROM-TO
26-112		HUB(R),SUPPORT			
FD01-26-112	1				
26-112Z		HUB(L),SUPPORT			
FD01-26-122	1				
26-114B		WASHER,PLAIN			
J001-26-114	2				
26-121A		BOLT,REAR BRAKE			
FB01-26-121A	4				
26-122		WASHER,PLAIN-REAR BRAKE			
FB01-26-122	4				
26-132C		WASHER,SLEEVE-REAR BRAKE			
FD01-26-132A	6				
26-133A		SLEEVE			
FD01-26-133B	2				
26-139		RING,RETAINING			
J001-26-139A	2				
26-151		BEARING,WHEEL			
J001-26-151	2				
26-241		FLANGE,REAR AXLE			
FD04-26-241	2				
26-251B		PLATE,DISC			
FD01-26-25X	2				
26-261		COVER,DUST			
FD01-26-261	2				
26-471		ROTOR,SENSOR-RR A.B.S.			
FD04-26-471	2				
33-042		NUT			
LA01-33-042B	2				

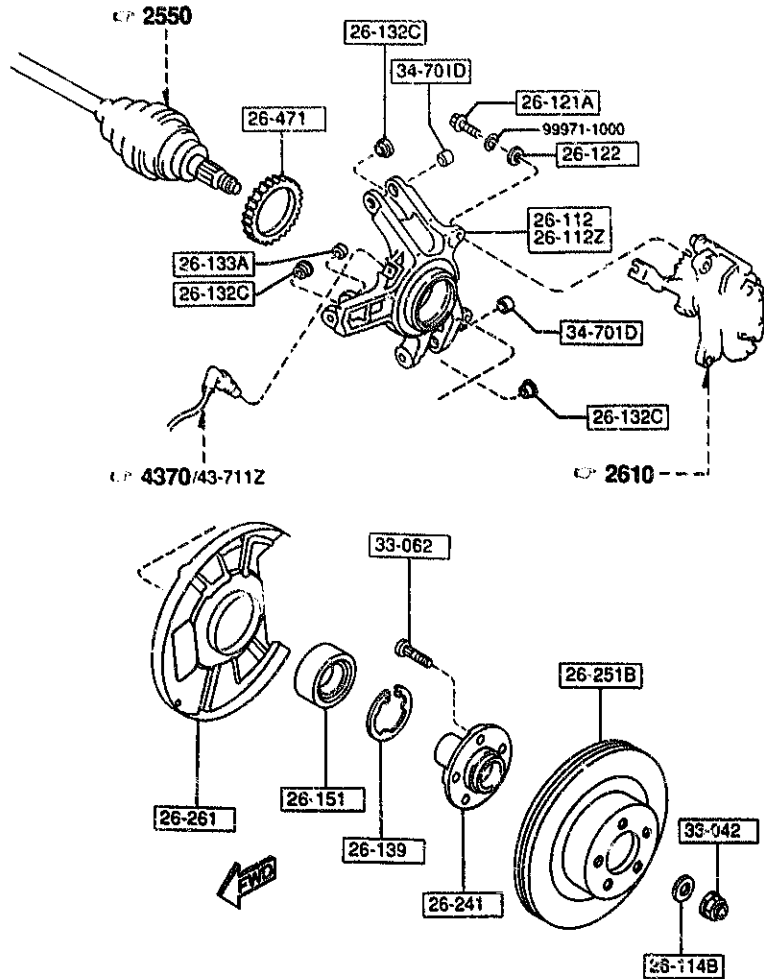
AUFA05

CAT. AUFA05-03

1995-03

2600 REAR AXLE

2600 -2 * REAR AXLE



PART NO.	QTY	MODEL/RESTRICTION	MODEL/RESTRICTION	MODEL/RESTRICTION	FIGURE
33-062		BOLT, HUB			
8455-33-062	10				
34-701D		SLEEVE			
FD01-34-701B	4				

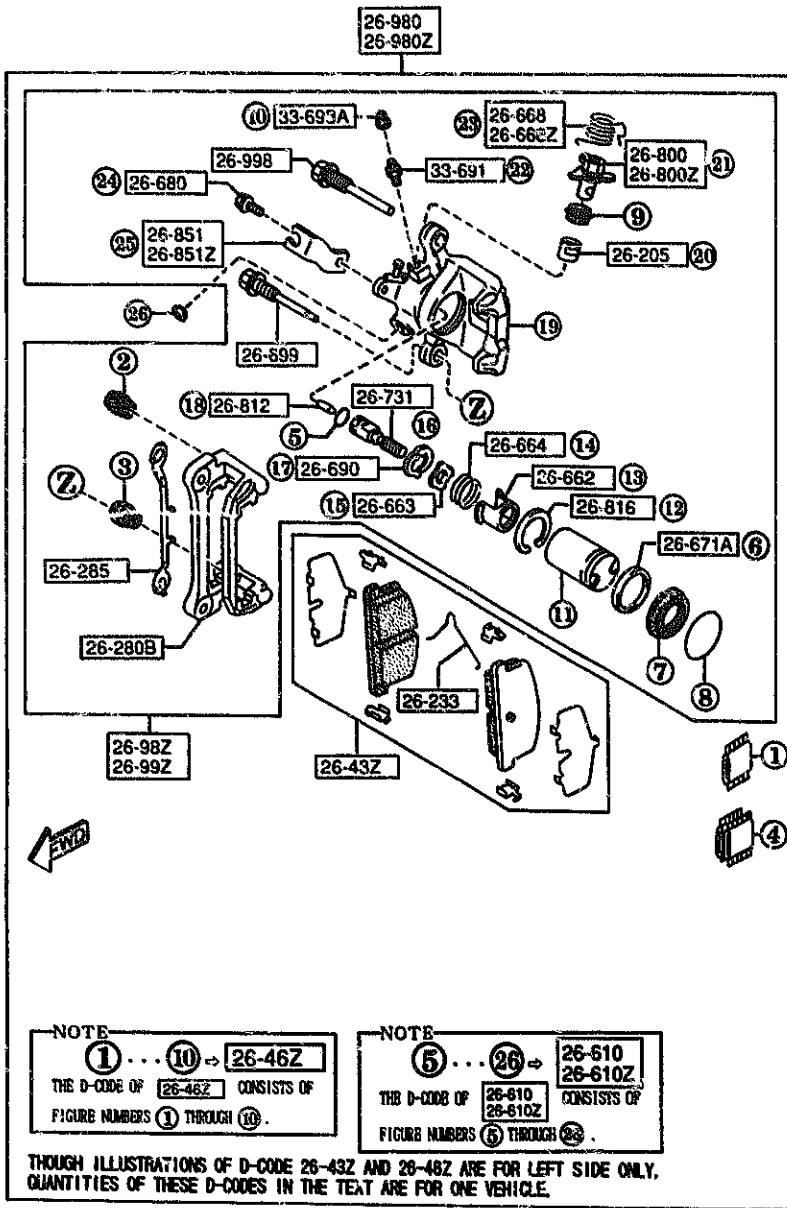
AUFA05

CAT. AUFA05-03

1995-03

2610 REAR BRAKE MECHANISMS

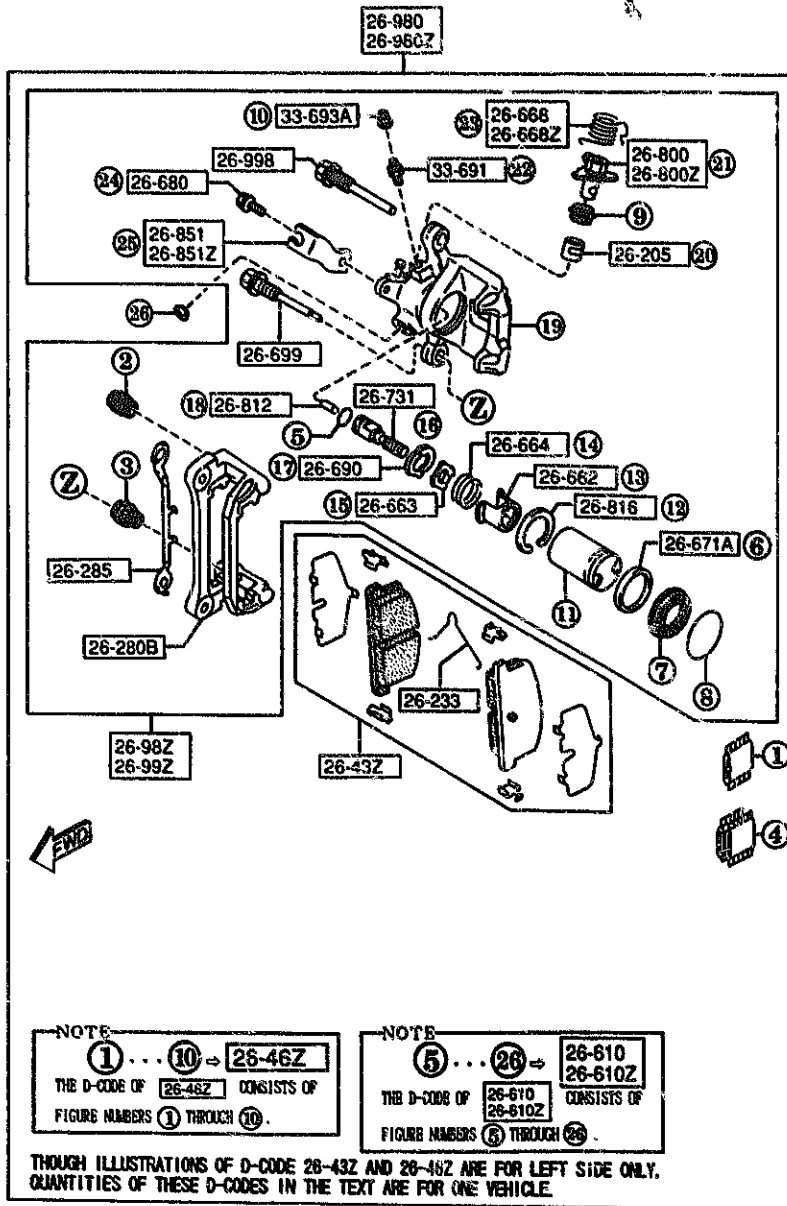
2610 -1 REAR BRAKE MECHANISMS



PART NO.	QTY	MODEL/RESTRICTION	MODEL/RESTRICTION	MODEL/RESTRICTION	FROM-TO
26-205		BEARING			
H001-26-205	2				
26-233		SPRING(V), REAR BRAKE			
FU01-26-233	2				
26-280B		SUPPORT, MOUNTING			
FD01-26-281	2				
26-285		PLATE, GUARD-CALIPER BRAKE			
FD01-26-285A	2				
26-43Z		PAD SET, RR CALIPER NON ASBESTOS			
FDY1-26-43Z	1				
26-46Z		SEAL & BOOT SET, CAL- -RR			
FDY1-26-46Z	1				
26-610		BODY & PISTON(R), CAL- IPER			
FD01-26-61X	1				
26-610Z		BODY & PISTON(L), CAL- IPER			
FD01-26-71X	1				
26-662		COVER, CASE			
B462-26-662	2				
26-663		WASHER, SPRING			
B462-26-663	2				
26-664		SPRING			
B462-26-664	2				
26-668		SPRING(R), LEVER			
FD01-26-668	1				
26-668Z		SPRING(L), LEVER			
FD01-26-669	1				
26-671A		SEAL, PISTON			

2610 REAR BRAKE MECHANISMS

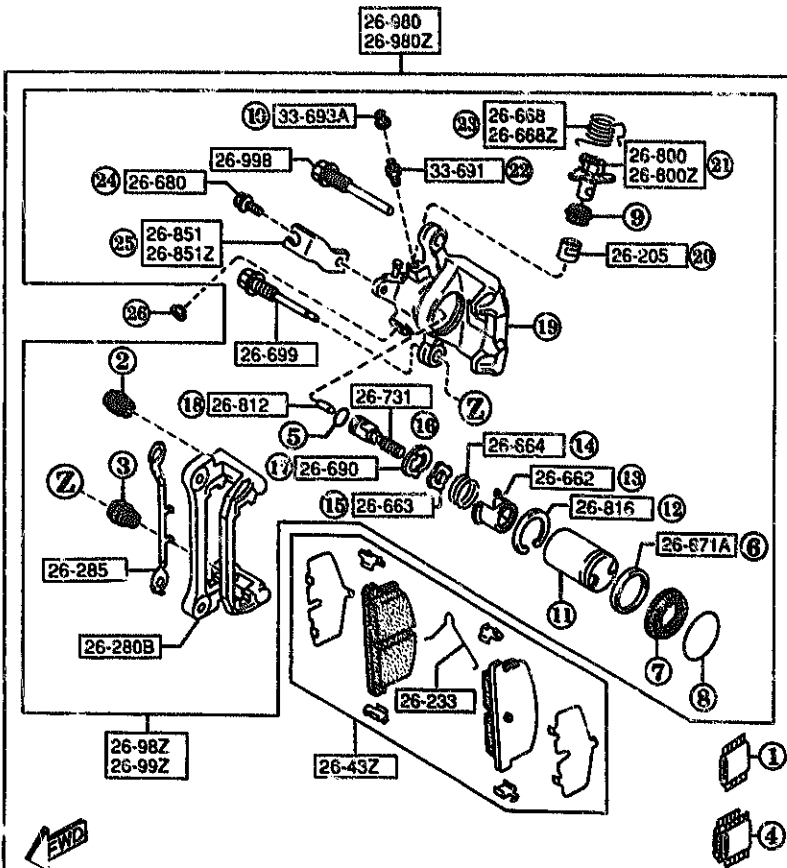
2610 -2 REAR BRAKE MECHANISMS



PART NO.	QTY	MODEL/RESTRICTION	MODEL/RESTRICTION	MODEL/RESTRICTION	FROM-TO
CONT'D					
1393-26-671	2				
26-680		BOLT			
FA18-26-680	2				
26-690		STOPPER, CALIPER-RR			
B462-26-694	2				
26-699		PIN, LOCK			
FD01-26-699	2				
26-731		SPINDLE, ADJUSTER			
FD01-26-731	2				
26-800		LEVER(R), OPERATING			
FD01-26-800	1				
26-800Z		LEVER(L), OPERATING			
FD81-26-810	1				
26-812		LINK, CONNECTING			
H001-26-812	2				
26-816		RING, SNAP-RR CALIPER			
GJ25-26-816	2				
26-851		BRACKET(R), CABLE			
FD01-26-851	1				
26-851Z		BRACKET(L), CABLE			
FD83-26-861	1				
26-98Z		CALIPER(R), PADLES R			
FD01-26-98Z	1				
26-980		CALIPER(R), RR BRAKE			
FD01-26-980A	1				
26-980Z		CALIPER(L), RR BRAKE			
FD01-26-990A	1				

2610 REAR BRAKE MECHANISMS

2610 -3 * REAR BRAKE MECHANISMS



NOTE
 ① ... ⑩ ⇒ 26-46Z
 THE D-CODE OF 26-46Z CONSISTS OF
 FIGURE NUMBERS ① THROUGH ⑩.

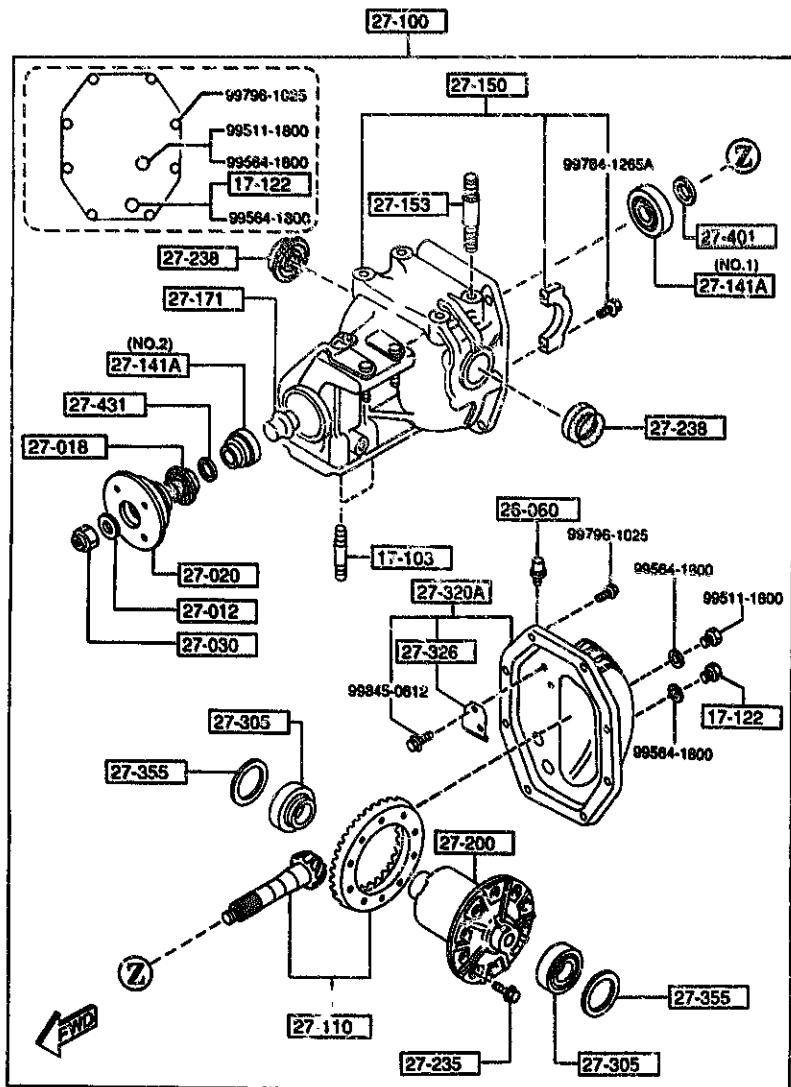
NOTE
 ⑤ ... ⑳ ⇒ 26-610
 26-610Z
 THE D-CODE OF 26-610
 26-610Z CONSISTS OF
 FIGURE NUMBERS ⑥ THROUGH ⑳.

THOUGH ILLUSTRATIONS OF D-CODES 26-43Z AND 26-46Z ARE FOR LEFT SIDE ONLY,
 QUANTITIES OF THESE D-CODES IN THE TEXT ARE FOR ONE VEHICLE.

PART NO.	QTY	MODEL/RESTRICTION	MODEL/RESTRICTION	MODEL/RESTRICTION	FROM-TO
26-992		CALIPER(L), PADLESS-R			
FD01-26-99Z	1				
26-998		PIN, GUIDE			
FD01-26-998	2				
33-691		SCREW, BLEEDER			
0233-33-691	2				
33-693A		CAP, BLEEDER SCREW			
1316-33-693	2				

2710 -1 REAR DIFFERENTIALS

2710 REAR DIFFERENTIALS

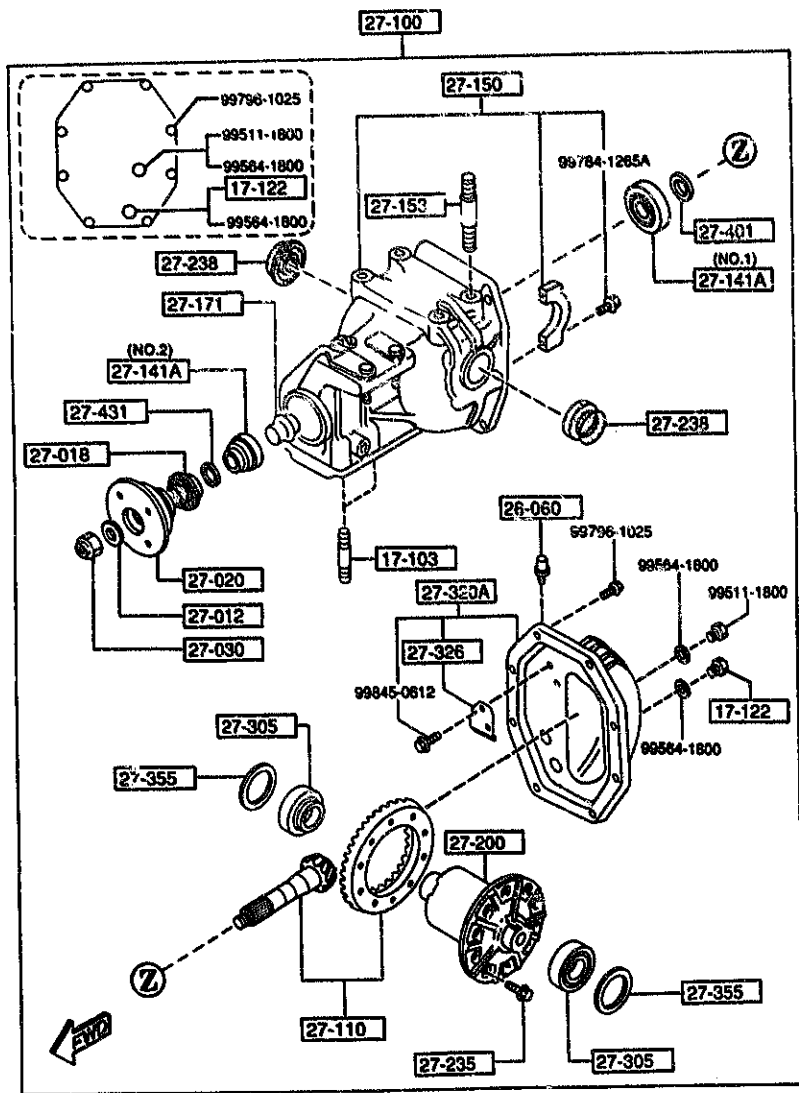


PART NO.	QTY	MODEL/RESTRICTION	MODEL/RESTRICTION	MODEL/RESTRICTION	FROM-TO
17-103		BOLT			
R526-17-103	2				
17-122		PLUG, MAGNET			
0810-17-121	1				
26-060		BREATHER			
0758-26-060	1				
27-012		WASHER			
0233-27-012	1				
27-018		SEAL, OIL			
R001-27-165	1				
27-020		FLANGE, COMPANION			
P044-27-120B	1	(AT)			
P945-27-120A	1	(MT)			
27-030		NUT, LOCK			
0223-27-030	1				
27-100		DRIVING & DIFF.			
R008-27-100C	1	(MT)			
R010-27-100B	1	(AT)			
27-110		GEAR SET, FINAL			
P061-27-110	1	R=4.100 (MT)			
P062-27-110	1	R=3.909 (AT)			
27-141A		BEARING, PINION			
R001-27-210	1	(ILLUST. NO.1)			
0604-27-220	1	(ILLUST. NO.2)			
27-150		CARRIER, DIFFERENTIAL			
R005-27-150	1				
27-153		BOLT			
R005-27-153	4				

2-1-3

2710 REAR DIFFERENTIALS

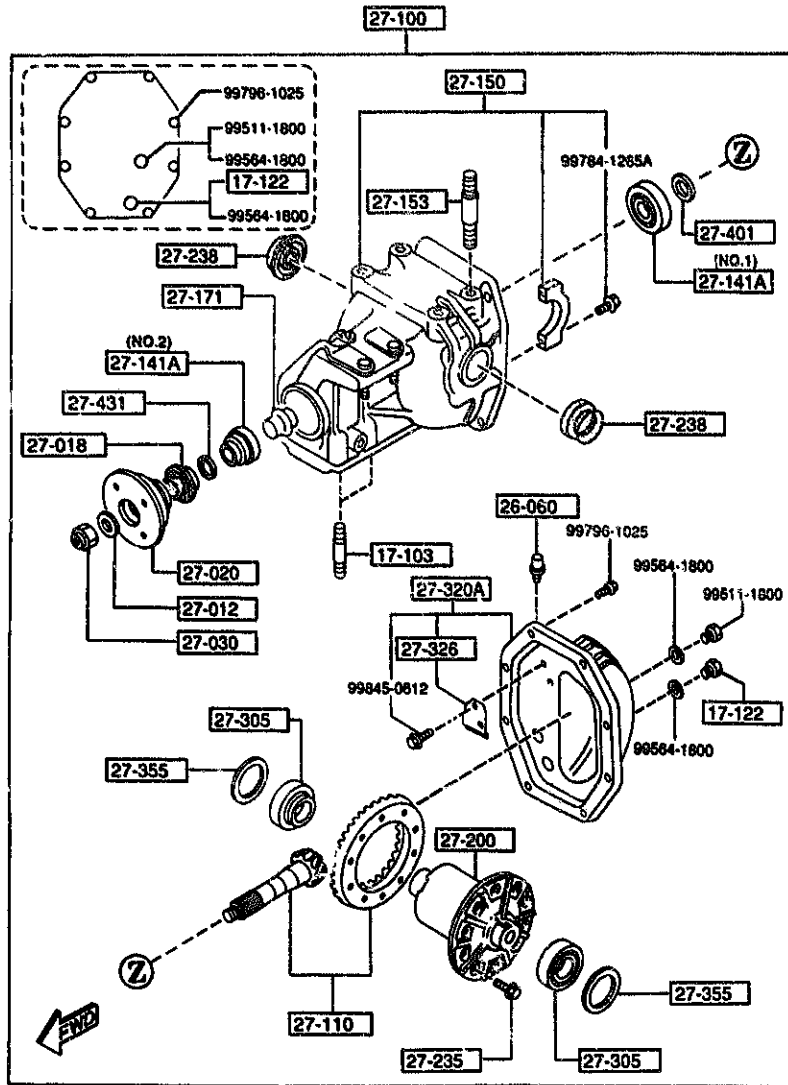
2710 -2 REAR DIFFERENTIALS



PART NO.	QTY	MODEL/RESTRICTION	MODEL/RESTRICTION	MODEL/RESTRICTION	FROM-TO
27-171		PIECE, DISTANCE			
P306-27-171	1				
27-200		DIFFERENTIAL			
P099-27-200E	1	(MT)			
R008-27-200B	1	(AT)			
27-235		BOLT, RING GEAR			
8051-27-235	10	D=10MM			
8051-27-236	10	D=10.2MM			
27-238		SEAL, OIL			
P043-27-238	2				
27-305		BEARING			
0118-27-350A	2				
27-320A		COVER, REAR			
R005-27-320	1				
27-326		PLATE, BAFFLE			
M005-27-326A	1				
27-355		SHIM, ADJUST			
R001-27-355	2	T=5.5MM			
R001-27-356	2	T=5.75MM			
R001-27-357	2	T=5.6MM			
R001-27-358	2	T=5.65MM			
R001-27-359	2	T=5.7MM			
R001-27-361	2	T=5.8MM			
R001-27-362	2	T=5.85MM			
R001-27-363	2	T=5.9MM			
R001-27-364	2	T=5.95MM			

2710 -4 M REAR DIFFERENTIALS

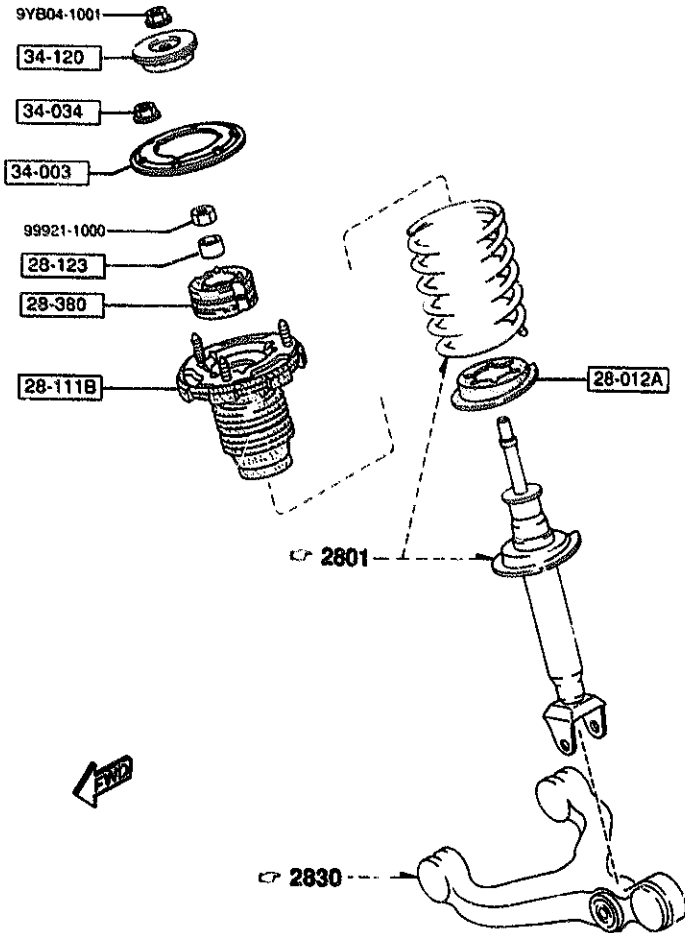
2710 REAR DIFFERENTIALS



PART NO.	QTY	MODEL/RESTRICTION	MODEL/RESTRICTION	MODEL/RESTRICTION	FROM - TO
CONT'D					
R001-27-413	1	T=3.38MM			
R001-27-414	1	T=3.41MM			
R001-27-415	1	T=3.44MM			
27-431	1	SPACER			
PAD1-27-431	1				

2800 REAR SUSPENSION MECHANISMS

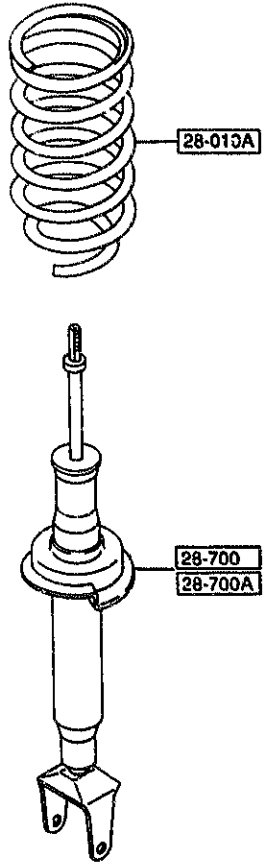
2800 -1 * REAR SUSPENSION MECHANISMS



PART NO.	QTY	MODEL/RESTRICTION	MODEL/RESTRICTION	MODEL/RESTRICTION	FROM-TO
28-012A		SHEET, RUBBER			
FD01-28-012	2				
28-111B		STOPPER, BUMP			
FD15-28-110A	2				
28-123		SPACER			
FD01-28-123A	2				
28-380		RUBBER, MOUNTING			
FD15-28-380A	2				
34-003		SHEET, FRT DAMPER			
FD01-34-003	2				
34-034		NUT, FLANGE			
M380-34-034 AN(M380-34-034A)	6				4501
MH380-34-034A	6				4501-
34-120		STOPPER			
FD01-34-120	2				
4501 FD333*-303535					

2801 -1 * REAR SPRING & DAMPER

2801 REAR SPRING & DAMPER



PART NO.	QTY	MODEL/RESTRICTION	MODEL/RESTRICTION	MODEL/RESTRICTION	FROM-TO
+-----+ 28-010A +-----+ FD15-28-011B	2	SPRING, COIL-REAR			
+-----+ 28-700 +-----+ FD15-28-700A	2	DAMPER, REAR (NOR. SUSP)			
+-----+ 28-700A +-----+ FD16-28-700A	2	DAMPER(R), REAR (IN SPITE OF (R), THIS PART IS APPLICABLE TO BOTH RH&LH SIDE) (HARD SUSP)			

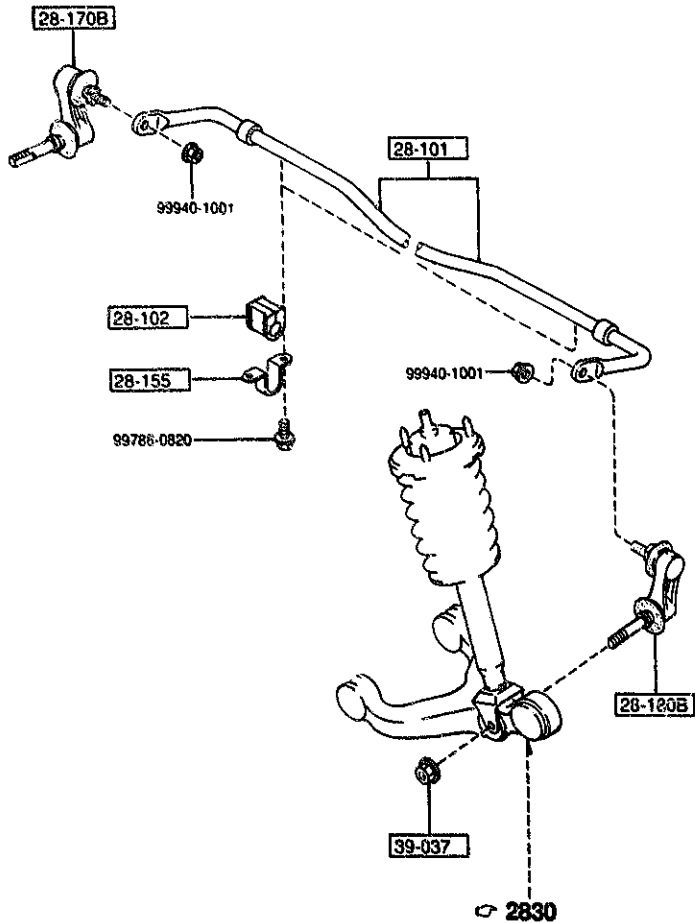


AUFA05

CAT. AUFA05-03

1995-03

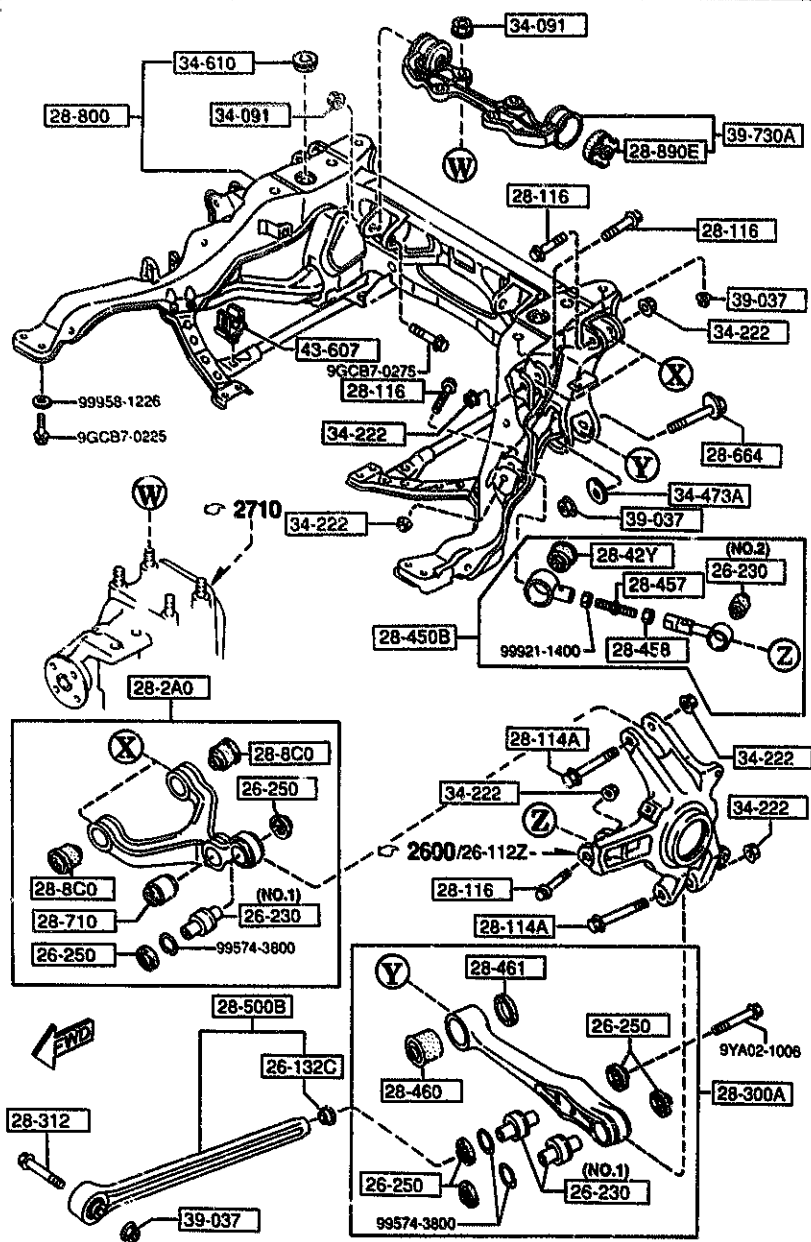
2810 REAR STABILIZER



PART NO.	QTY	MODEL/RESTRICTION	MODEL/RESTRICTION	MODEL/RESTRICTION	FRON-TO
28-101 FD15-28-151A	1	STABILIZER,RR			
28-102 FD15-28-156A	2	BUSH,STABILIZER-RR			
28-155 FD01-28-155A	2	PLATE,STABILIZER-RR			
28-170B FD01-28-170B	1	LINK,CONTROL-STAB			
28-180B FD01-28-180B	1	LINK,CONTROL			
39-037 B001-39-037B	2	NUT			



2830 REAR LOWER ARMS & SUB FRAME



PART NO.	QTY	MODEL/RESTRICTION	MODEL/RESTRICTION	MODEL/RESTRICTION	FROM-TO
26-132C		WASHER, SLEEVE-REAR B			
FD01-26-132A	2	RAKE			
26-230		BALL, PILLOW-RR LOWER			
FD01-26-220	6	ARM			
FD01-26-230	2	(ILLUST. NO.1)			
26-250		RUBBER, SEAL-RR LOWER			
FD01-26-250	12	ARM			
28-114A		BOLT			
FD01-28-114	4				
28-116		BOLT			
FD01-28-116	8				
28-2A0		ARM, UPPER-REAR			
FD01-28-2A0B	2				
28-300A		ARM, LOWER-REAR			
FD01-28-300B	2				
28-312		BOLT*A*, LINK			
H266-28-312	2				
28-42Y		BUSH, PILLOW BALL			
FD01-28-42Y	2				
28-450B		LINK, TOE CONTROL			
FD01-28-450B	2				
28-457		BOLT			
FD01-28-457	2				
28-458		NUT			
FD01-28-458	2				
28-460		BUSHING, LOWER ARM			
FD01-28-460	2				

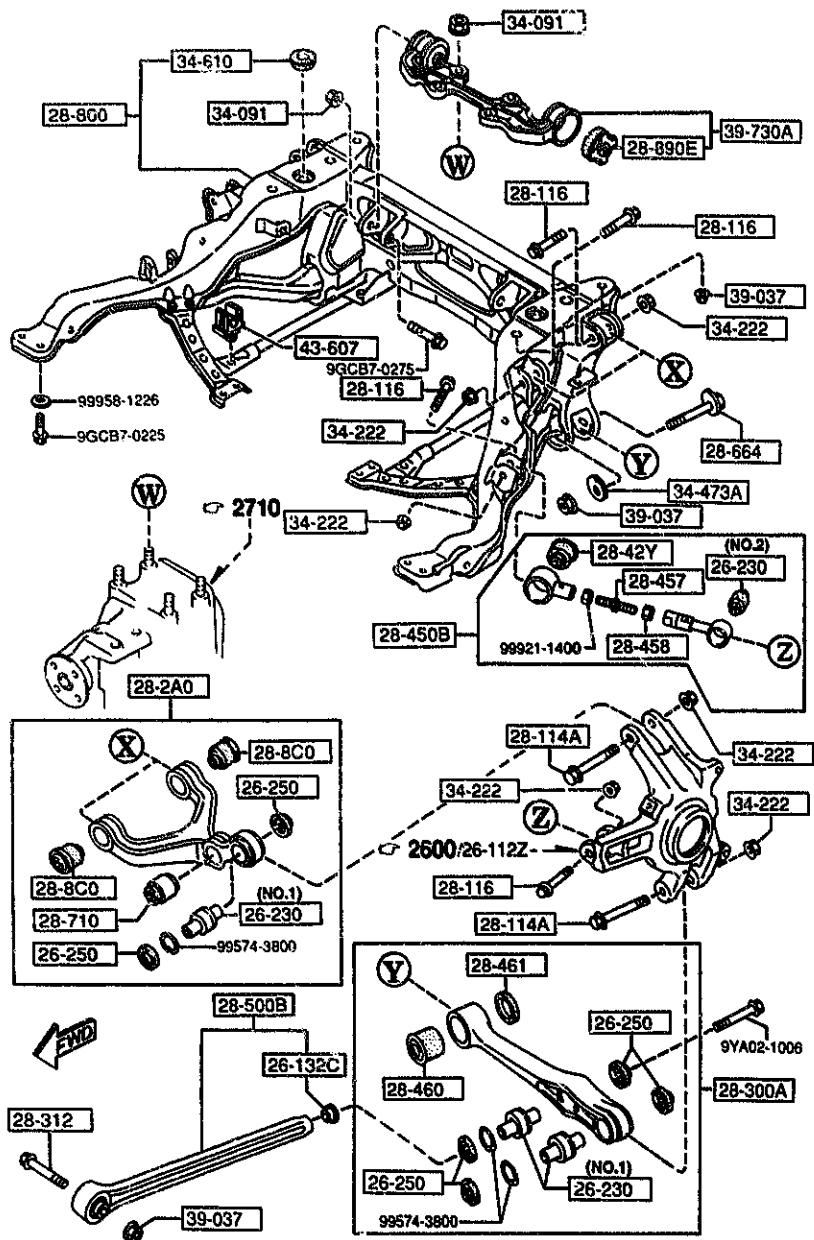
AUFA05

-114-

CAT. AUFA05-03

1995-03

2830 REAR LOWER ARMS & SUB FRAME



AUFA05

-114-

2830 -2 REAR LOWER ARMS & SUB FRAME

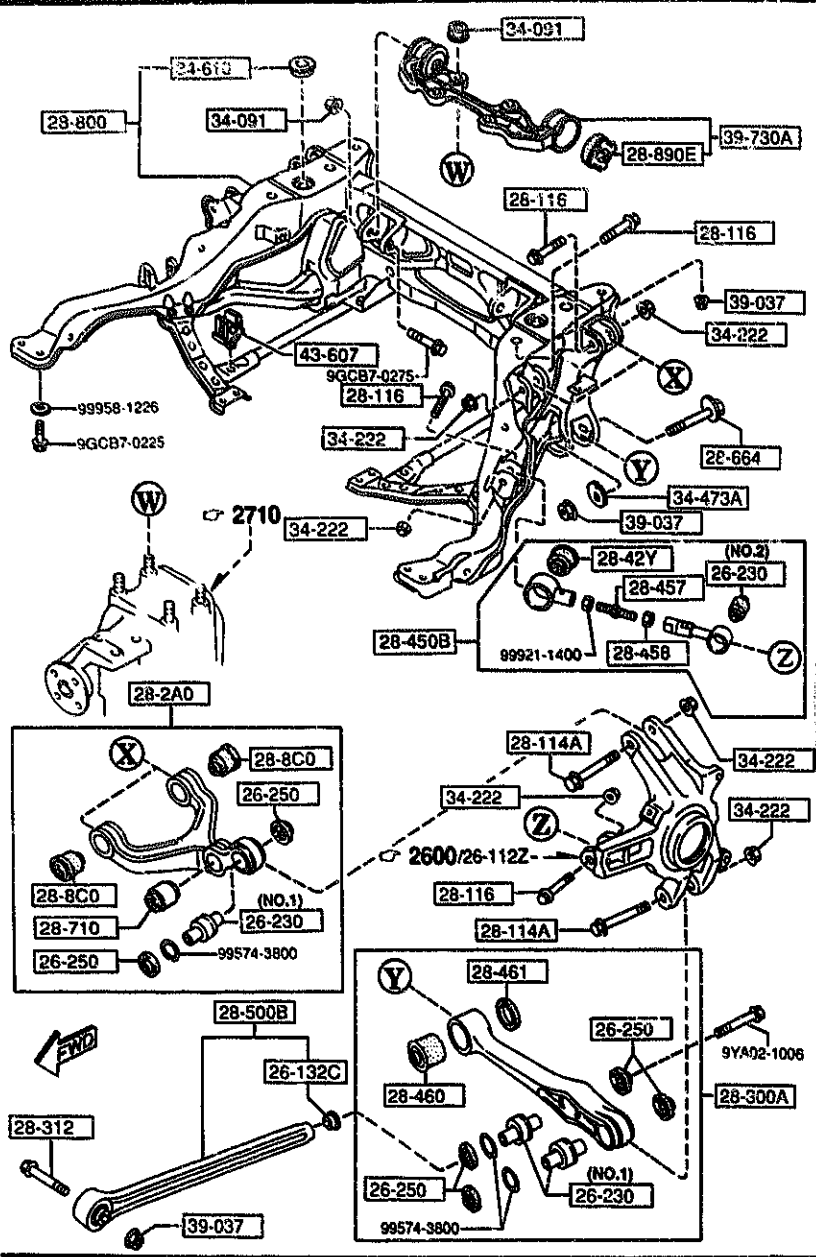
PART NO.	QTY	MODEL/RESTRICTION	MODEL/RESTRICTION	MODEL/RESTRICTION	FROM-TO
28-461		STOPPER, LOWER ARM			
FD01-28-461	2				
28-500B		LINK, LOWER-FRONT			
FD15-28-50X	2	(NOR. SUSP)			
FD16-28-50X	2	(HARD SUSP)			
28-664		BOLT, ADJUST			
FD01-28-664	2				
28-710		BUSH, DAMPER			
FD01-28-710A	2				
28-800		BUSHING, RUBBER			
FD01-28-800A	4				
28-800		FRAME, SUB			
FD15-28-80XB	1				
28-890E		RUBBER, MOUNT. - DIFF. C			
FD01-28-890A	2	ASING			
34-091		NUT			
B455-34-091	2				
34-222		NUT			
8871-34-222	12				
34-473A		PLATE, CAM			
FD01-34-473	2				
34-610		RUBBER, MOUNTING			
FD01-34-610A	2				
39-037		NUT			
B001-39-037B	8				
39-730A		BRACKET, DIFF. MOUNTIN			
FD01-39-730A	1	G			

CAT. AUFA05-03

1995-03

2830 -3 * REAR LOWER ARMS & SUB FRAME

2830 REAR LOWER ARMS & SUB FRAME



PART NO	QTY	MODEL/RESTRICTION	MODEL/RESTRICTION	MODEL/RESTRICTION	FROM-TO
43-607		CLIP,RR BRAKE PIPE			
0309-43-607	2				

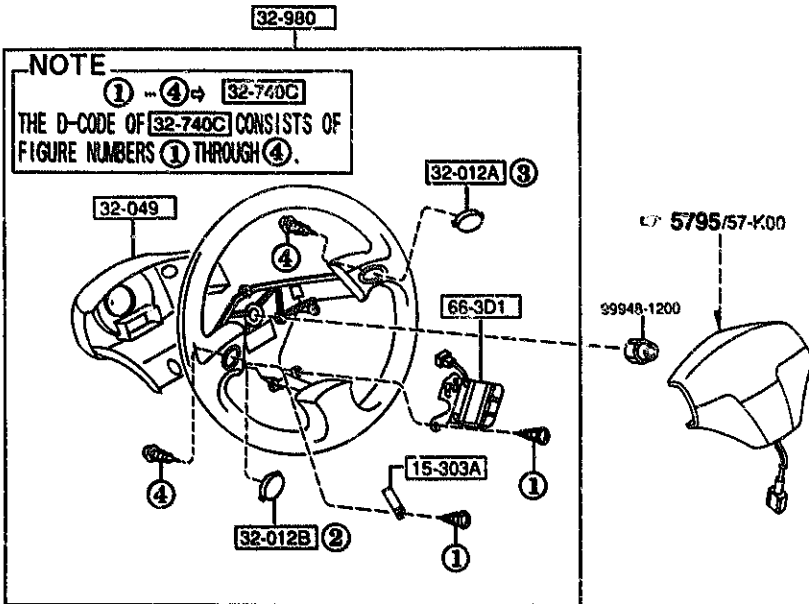
AUFA05

-114-

CAT. AUFA05-03

1995-03

3200 STEERING WHEEL

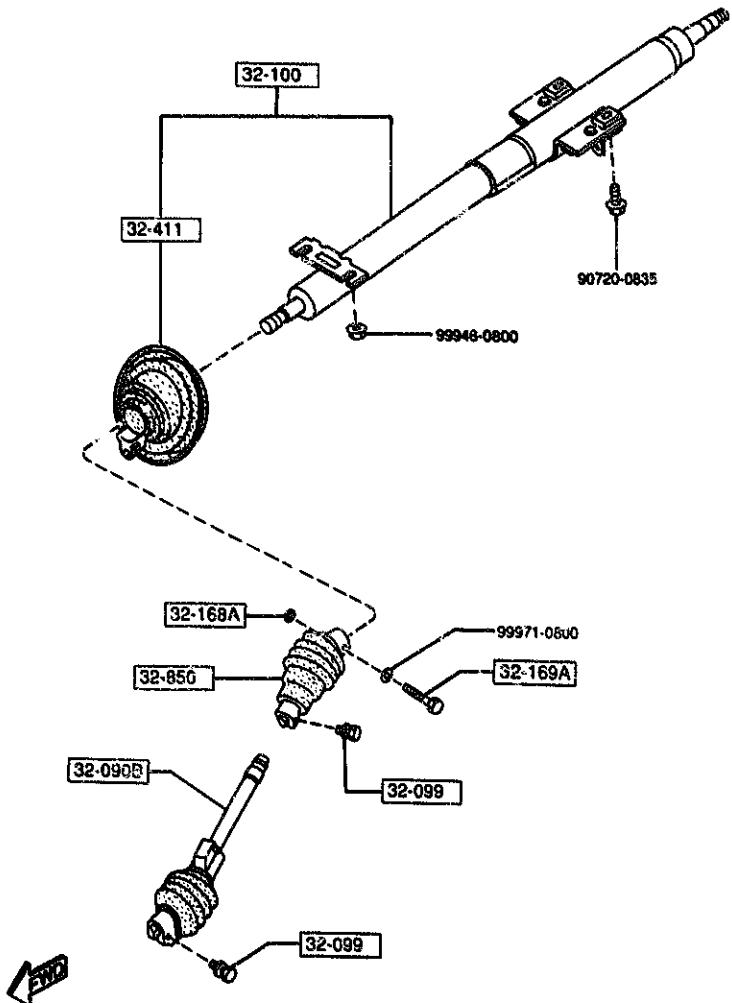


3200 -1 * STEERING WHEEL

PART NO.	QTY	MODEL/RESTRICTION	MODEL/RESTRICTION	MODEL/RESTRICTION	FROM-TO
15-303A 2667-15-303A	2	CLIP			
32-012A FD01-32-81X	1	BUTTON(R),HORN			
32-012B FD01-32-810	1	BUTTON(L),HORN			
32-049 FD01-32-049 FD03-32-049	1 1 1	COVER,WHEEL CORE (NOR.SUSP) (HARD SUSP)			
32-740C FD01-32-750	1	PARTS SET,ST. WHEEL			
32-980 FD01-32-980D A (FD01-32-980E)	1	BOSS,STEERING WHEEL			-3903
FD03-32-980D A (FD03-32-980E)	1				-3903
FD01-32-980E FD03-32-980E	1 1	(NOR.SUSP) (HARD SUSP)			3903- 3903-
66-3D1 FD01-66-3D1A	1 1	SWITCH,AUTOCRUISE (NOR.SUSP)			
3903 FD333*-300440					

3210 -1 STEERING COLUMN & SHAFTS

3210 STEERING COLUMN & SHAFTS



PART NO.	QTY	MODEL/RESTRICTION	MODEL/RESTRICTION	MODEL/RESTRICTION	FROM-TO
32-090B		SHAFT, INTERMED.			
FD01-32-090A	1				
32-099		BOLT, SHAFT			
B455-32-099	2				
32-100		SHAFT, ENGY. ABSORBER			
FD15-32-100	1				
32-168A		WASHER, STOP			
FB01-32-168	1				
32-169A		BOLT			
B001-32-169A	1				
32-411		COVER, DUST			
FD15-32-411	1				
32-850		JOINT, STEERING			
FD15-32-850	1				

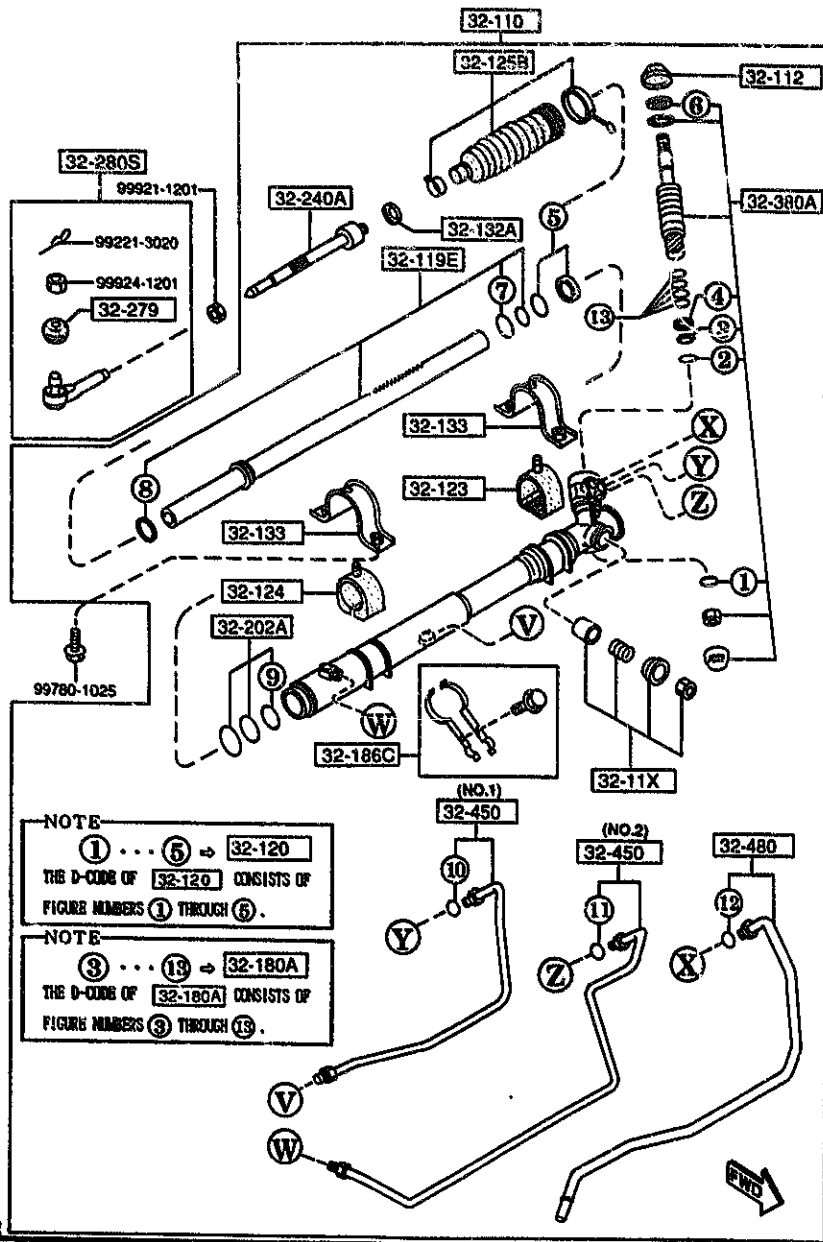
AUFA05

CAT. AUFA05-03

1995-03

3220 STEERING GEAR

3220 -1 STEERING GEAR



PART NO.	QTY	MODEL/RESTRICTION	MODEL/RESTRICTION	MODEL/RESTRICTION	FROM-TO
32-11X		YOKE SEY,SUPPORT-ST. GEAR			
FD01-32-11X	1				
32-110		GEAR,STEERING			
FD15-32-110A AN(FD15-32-110B)	1				-4401
FD15-32-110B	1				4401-
32-112		COVER,DUST			
FD01-32-112	1				
32-119E		RACK,STEERING GEAR			
FD01-32-119	1				-4401
FD01-32-119A	1				4401-
32-120		HOUSING,GEAR			
FD01-32-120	1				
32-123		RUBBER,MOUNTING			
FD01-32-123	1				-4401
F110-32-123	1				4401-
32-124		RUBBER,MOUNTING			
FD01-32-124	1				
32-125B		BOOT,RACK			
FD01-32-125A	1	(FOR LEFT)			
FD02-32-125A	1	(FOR RIGHT)			
32-132A		WASHER			
FD01-32-132	2				
32-133		PLATE,CLAMP			
FD01-32-133	2				
32-180A		SEAL KIT,ST. GEAR			
FD01-32-180	1				
32-186C		CLIP KIT,ST. GEAR			
FD01-32-186	1				
4401 FD333*-303310					

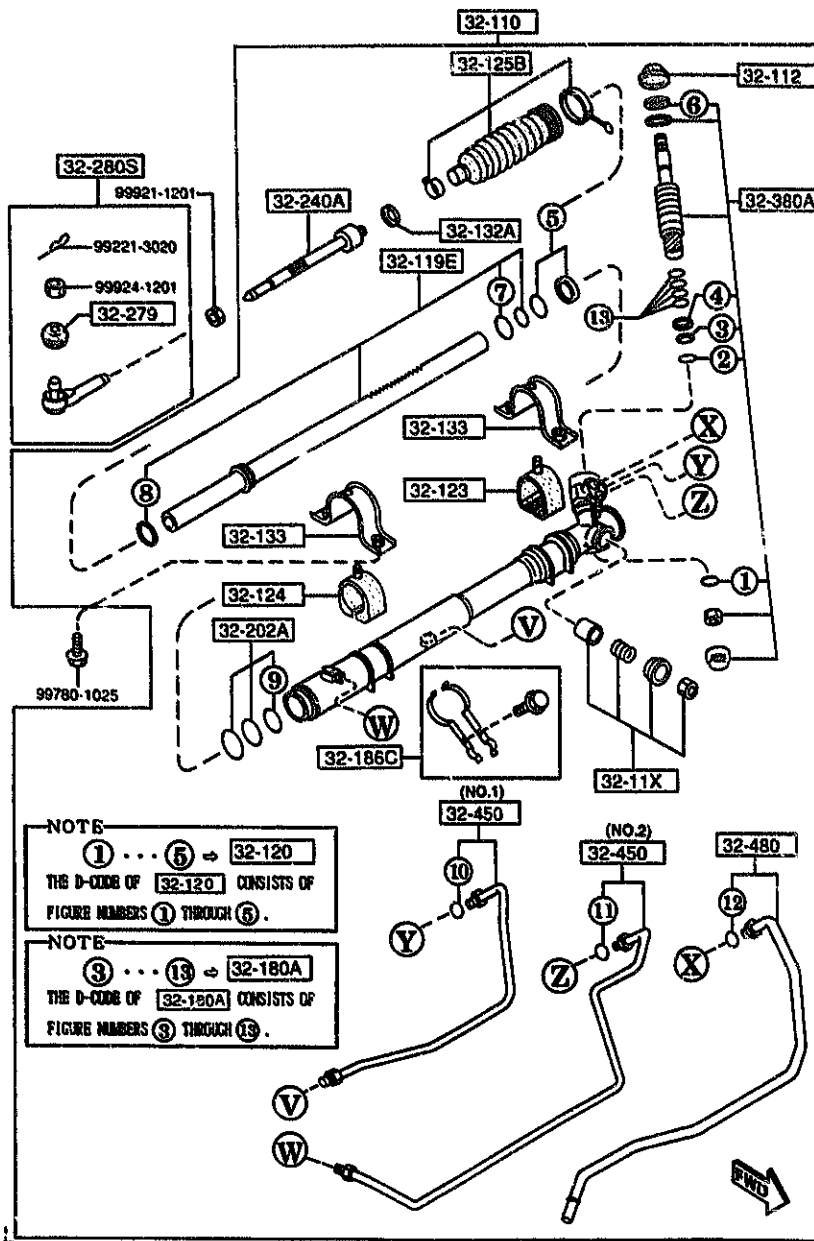
AUFA05

CAT. AUFA05-03

1995-03

3220 STEERING GEAR

3220 -2 M STEERING GEAR



NOTE
 ① . . . ⑤ ⇒ 32-120
 THE D-CODE OF 32-120 CONSISTS OF
 FIGURE NUMBERS ① THROUGH ⑤.

NOTE
 ③ . . . ⑬ ⇒ 32-180A
 THE D-CODE OF 32-180A CONSISTS OF
 FIGURE NUMBERS ③ THROUGH ⑬.

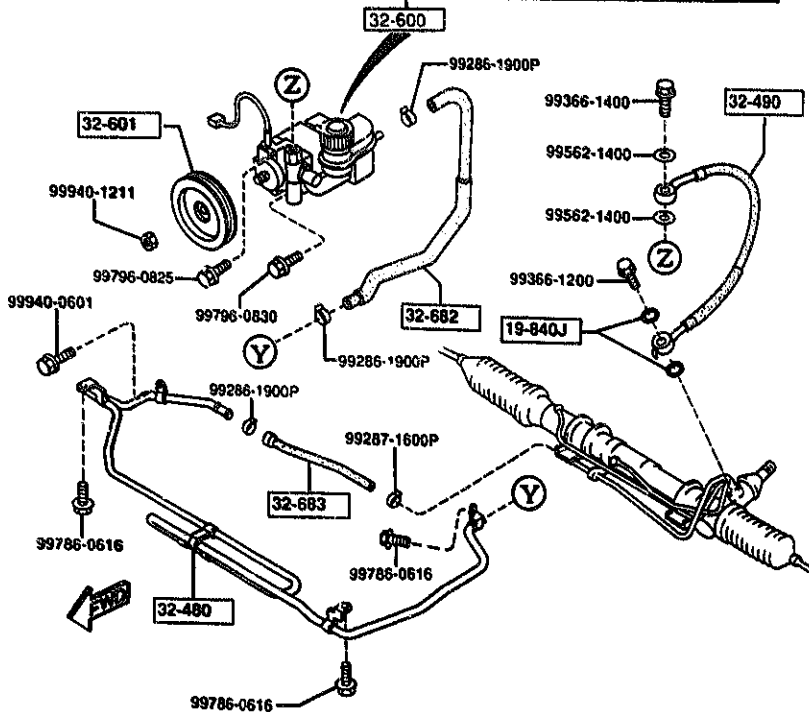
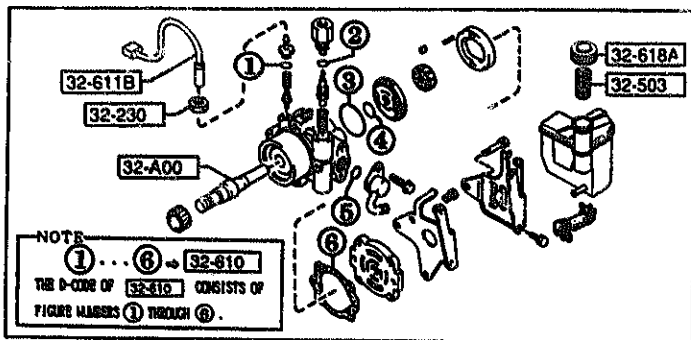
PART NO.	QTY	MODEL/RESTRICTION	MODEL/RESTRICTION	MODEL/RESTRICTION	FROM TO
32-252A		STOPPER, RACK-ST. GEAR			
FD01-32-202	1				
32-240A		JOINT, BALL			
FD01-32-240	2				-4401
FD01-32-240A	2				4401-
32-279		SEAL, DUST-BALL JOINT			
B455-32-279	2				
32-280S		JOINT SET, BALL			
6A82-32-280	2				
32-380A		VALVE, ST. GEAR			
FD15-32-380	1				
32-450		PIPE, PRESSURE			
FD01-32-450	1	(ILLUST. NO. 1)			
FD02-32-450	1	(ILLUST. NO. 2)			
32-480		PIPE, RETURN			
FD02-32-480	1				
4401 FD333M-303310					

AUFA05

CAT. AUFA05-03

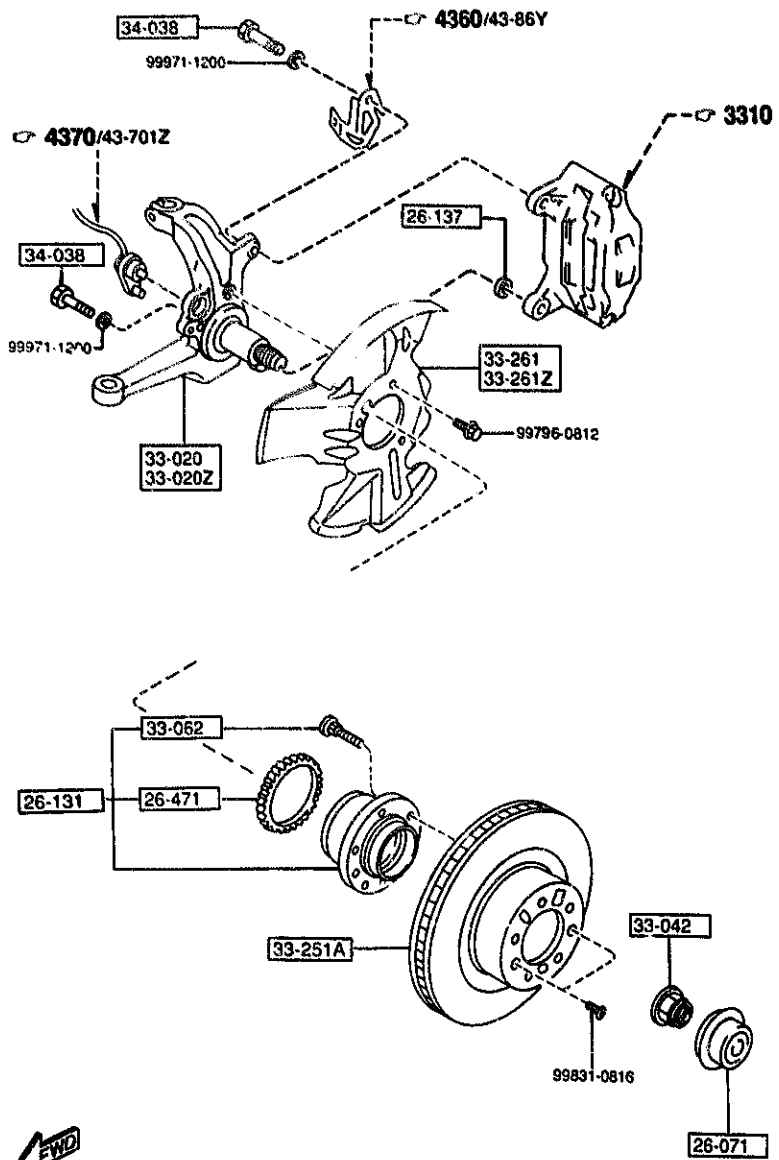
1995-03

3240 POWER STEERING SYSTEM



PART NO.	QTY	MODEL/RESTRICTION	MODEL/RESTRICTION	MODEL/RESTRICTION	FROM-TO
19-840J		RING, 'O'			
99541-01401	2				
32-A00		SHAFT			
GA2A-32-607	1				
32-230		SENSOR, STEERING PRES SURE			
H380-32-230	1				
32-480		PIPE, RETURN			
FD01-32-480F	1				
32-490		HOSE, PRESSURE			
FD01-32-490D	1				
32-503		STRAINER			
BR71-32-503	1				
32-600		PUMP, VANE			
FD15-32-600A	1				
32-601		PULLEY, VANE PUMP			
FD01-32-620B	1				
32-610		SEAL KIT, VANE PUMP			
EA03-32-610	1				
32-611B		HARNES			
FD01-32-611A	1				
32-618A		CAP, VANE PUMP TANK			
G211-32-618A	1				
32-682		HOSE, RETURN			
FD01-32-682E	1				
32-683		CLAMP			
FD01-32-683A	1				

3300 FRONT AXLE



3300 -1 R FRONT AXLE

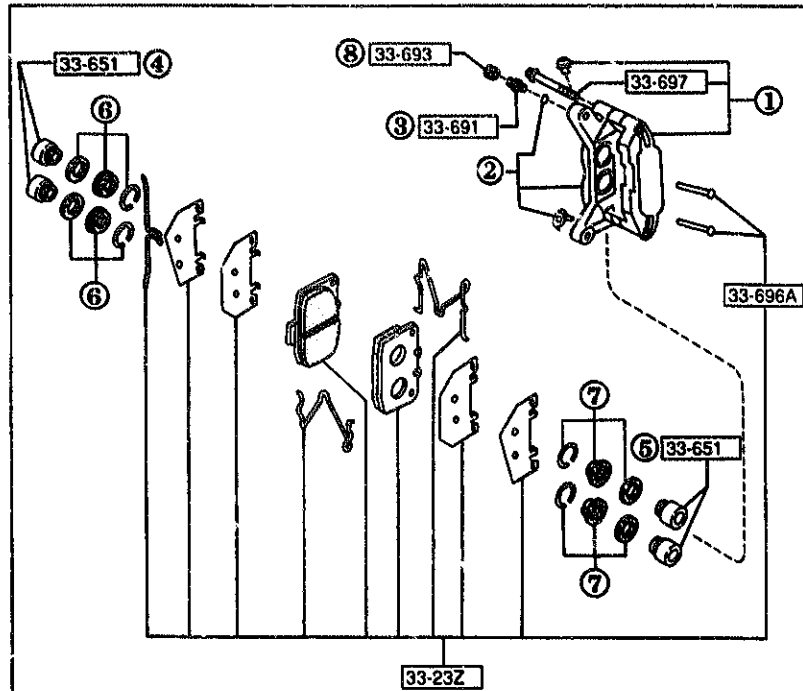
PART NO.	QTY	MODEL/RESTRICTION	MODEL/RESTRICTION	MODEL/RESTRICTION	FROM-TO
26-071		CAP, HUB			
GA2A-26-071	2				
26-131		BEARING & HUB			
GA5S-26-15X	2				
26-137		WASHER, PLAIN-LOWER ARM			
FD01-24-137	2				
26-471		ROTOR, SENSOR-RR A.B.S.			
GA5S-26-471	2				
33-020		KNUCKLE(R), STEERING			
FD15-33-021	1				
33-020Z		KNUCKLE(L), STEERING			
FD15-33-031	1				
33-042		NUT			
LA01-33-042B	2				
33-062		BOLT, HUB			
J00Y-33-062	10				
33-251A		PLATE, DISC			
FD01-33-25X	2				
33-261		COVER(R), DUST			
FD01-33-261B	1				
33-261Z		COVER(L), DUST			
FD01-33-271B	1				
34-038		BOLT, DAMPER-REAR			
LA01-34-038	4				

AUFA05

-125-

CAT. AUFA05-03

1995-03



NOTE
 ① ... ⑦ ⇒ 33-610
 33-610Z
 THE D-CODE OF 33-610
 33-610Z CONSISTS OF
 FIGURE NUMBERS ① THROUGH ⑦.

NOTE
 ① ... ⑧ ⇒ 33-98Z
 33-99Z
 THE D-CODE OF 33-98Z
 33-99Z CONSISTS OF
 FIGURE NUMBERS ① THROUGH ⑧.

NOTE
 ⑥ ... ⑧ ⇒ 49-240C
 THE D-CODE OF 49-240C
 CONSISTS OF
 FIGURE NUMBERS ⑥ THROUGH ⑧.

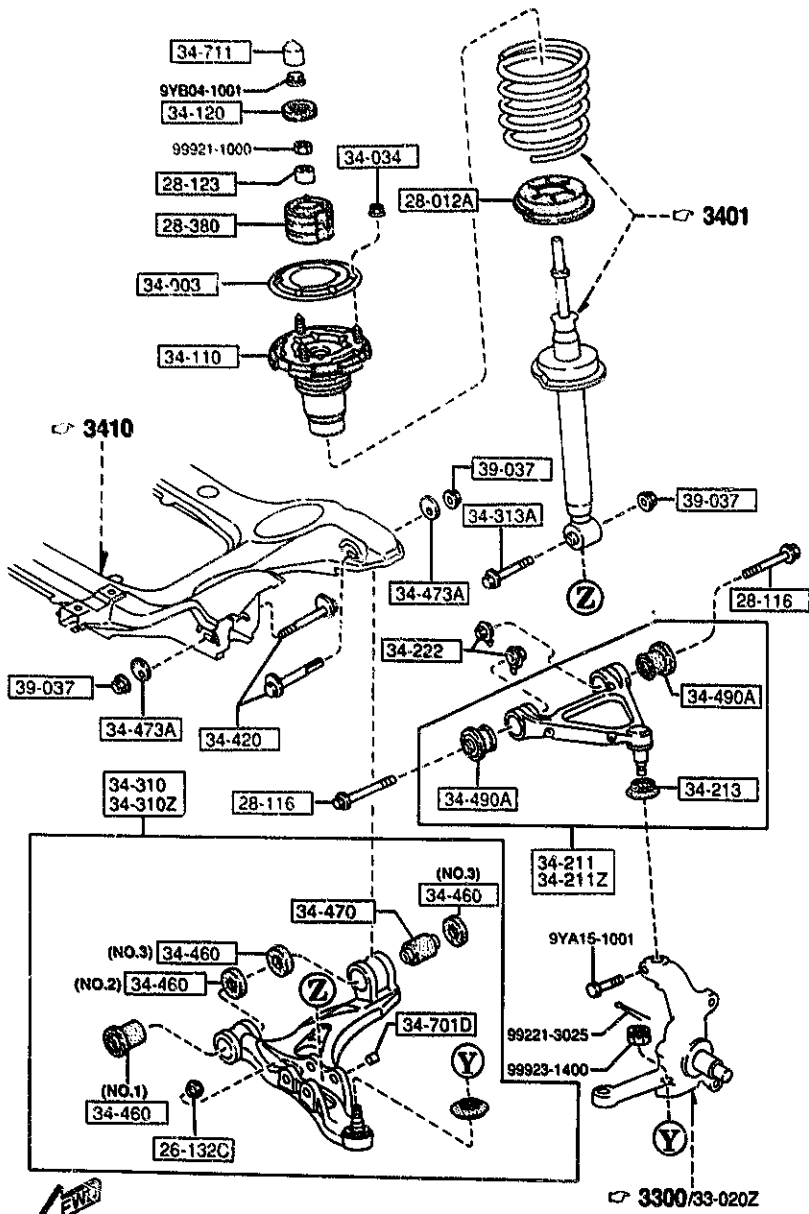
THOUGH ILLUSTRATIONS OF D-CODE 49-240C AND 33-23Z ARE FOR LEFT SIDE ONLY,
 QUANTITIES OF THESE D-CODES IN THE TEXT ARE FOR ONE VEHICLE.

33-980
 33-980Z

PART NO.	QTY	MODEL/RESTRICTION	MODEL/RESTRICTION	MODEL/RESTRICTION	FROM TO
33-25Z FD23-33-23Z	1	PAD SET, FRT CALIPER NON ASBESTOS			
33-610 FD01-33-61XA	1	BODY & PISTON(R), CAL IPER			
33-610Z FD01-33-71XA	1	BODY & PISTON(L), CAL IPER			
33-651 FB05-33-651A	8	PISTON, CALIPER-FRT			
33-691 B001-33-691	2	SCREW, BLEEDER			
33-693 FB05-33-693	2	CAP, RUBBER			
33-696A FD01-33-696	4	PIN, PAD-FRONT BRAKE			
33-697 FD01-33-697	8	BOLT, BRIDGE-FRT BRAK E			
33-98Z FD13-33-98Z	1	CALIPER(R), PADLESS-F R			
33-980 FD13-33-980B	1	CALIPER(R), FRT BRAKE			
33-980Z FD13-33-990B	1	CALIPER(L), FRT BRAKE			
33-99Z FD13-33-99Z	1	CALIPER(L), PADLESS-F R			
49-240C FB05-49-240	1	SEAL KIT, CALIPER-FRT			



3400 FRONT SUSPENSION MECHANISMS



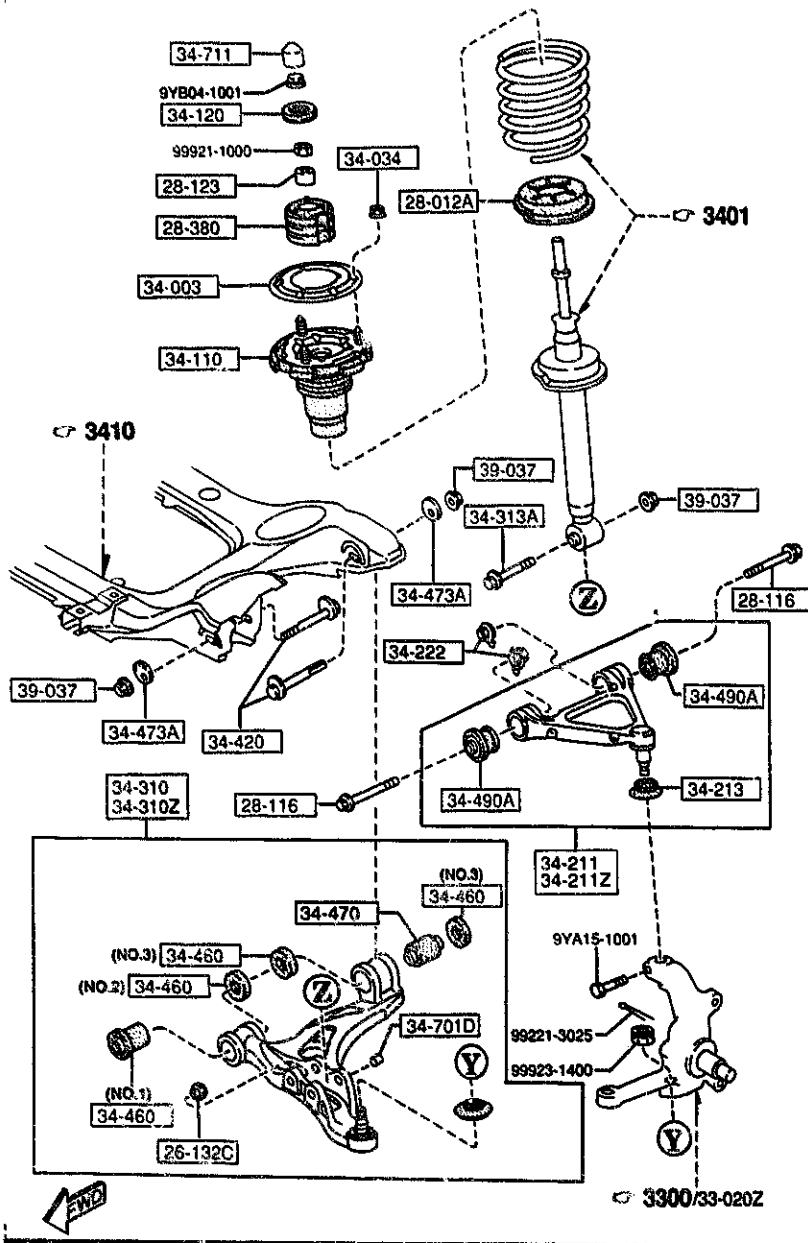
PART NO.	QTY	MODEL/RESTRICTION	MODEL/RESTRICTION	MODEL/RESTRICTION	FROM-TO
26-132C		WASHER, SLEEVE-REAR B			
FB01-26-132	2	RAKE			
28-012A		SHEET, RUBBER			
FD01-28-012	2				
28-116		BOLT			
FD01-28-116	4				
28-123		SPACER			
FD01-28-123A	2				
28-380		RUBBER, MOUNTING			
FD15-28-380A	2				
34-003		SHEET, FRT DAMPER			
FD01-34-003	2				
34-034		NUT, FLANGE			
H380-34-034	6				-4501
AN(H380-34-034A)	6				
H380-34-034A	6				4501-
34-110		BUMPER, BOUND			
FD15-34-110A	2				
FD15-34-110B	2				
34-120		STOPPER			
FD01-34-120	2				
34-211		ARM(R), UPPER			
FD15-34-200	1				
34-211Z		ARM(L), UPPER			
FD15-34-250	1				
34-213		BOOT, BALL JOINT-UP. A			
FD01-34-213	2	RM			
34-222		NUT			
8871-34-222	4				
3A15 FD333*-301059					
4501 FD333*-303535					

AUFA05

CAT. AUFA05-03

1995-03

3400 FRONT SUSPENSION MECHANISMS



PART NO.	QTY	MODEL/RESTRICTION	MODEL/RESTRICTION	MODEL RESTRICTION	FROM-TO
34-310		ARM(R), LOWER			
FD15-34-300	1				
34-310Z		ARM(L), LOWER			
FD15-34-350	1				
34-313A		BOLT			
H260-34-313	2				
34-420		BOLT, ADJUST			
FD01-34-420	4				
34-460		BUSH, RUBBER-LWR ARM			
FD01-34-460B	2	(ILLUST. NO.1)			
FD01-34-461	2	(ILLUST. NO.2)			
FD01-34-471A	4	(ILLUST. NO.3)			
34-470		BUSHING, RUBBER-FRT			
FD01-34-470A	2				
34-473A		PLATE, CAM			
FD01-34-473	4				
34-490A		BUSHING, RUBBER			
FD01-34-480A	4				
34-701D		SLEEVE			
FD01-34-701B	2				
34-711		CAP			
FD01-34-711A	2				
39-037		NUT			
B001-39-037B	6				

AUFA05

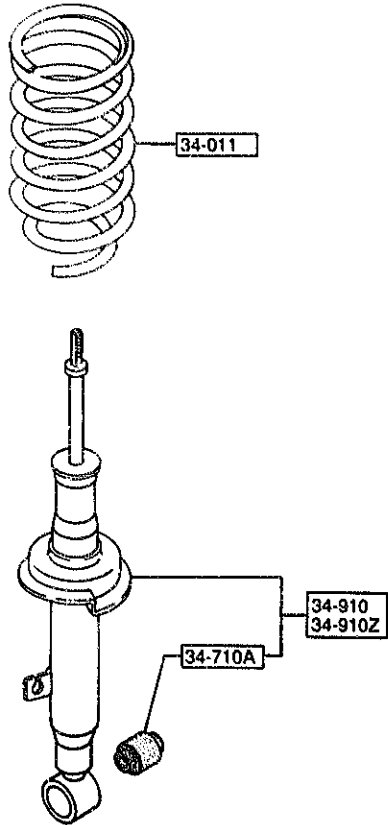
-129-

CAT. AUFA05-03

1995-03

3401 FRONT SPRING & DAMPER

3401 -1 * FRONT SPRING & DAMPER



PART NO.	QTY	MODEL/RESTRICTION	MODEL/RESTRICTION	MODEL/RESTRICTION	FROM-TO
34-011		SPRING, COIL-FRONT			
FD01-34-011	2	((MT))>(W/O SUN-RF) ((MT))>(GLASS SUN-RF)			
FD17-34-011	2	(AT) ((MT))>(STEEL SUN-RF)			
34-710A		BUSHING, DAMPER-LOWER			
FD01-34-710A	2				
34-910		DAMPER(R), FRONT			
FD15-34-700A	1	(NOR. SUSP)			
FD16-34-700A	1	(HARD SUSP)			
34-910Z		DAMPER(L), FRONT			
FD15-34-900A	1	(NOR. SUSP)			
FD16-34-900A	1	(HARD SUSP)			



AUFA05

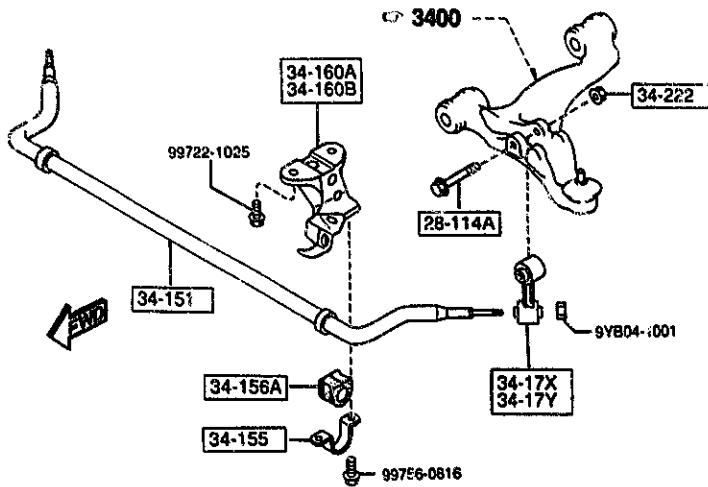
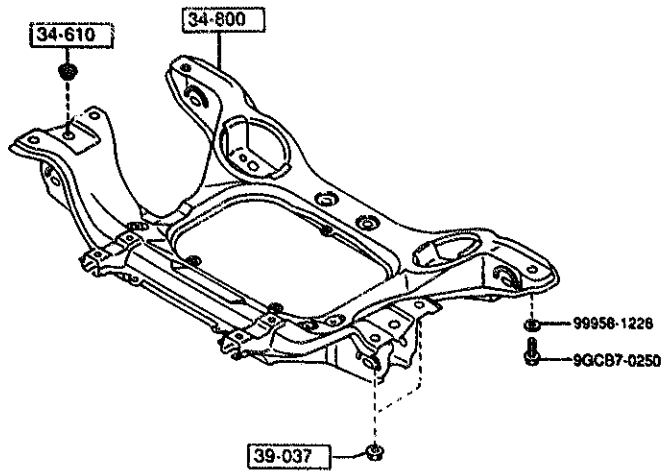
-131-

CAT. AUFA05-03

1995-03

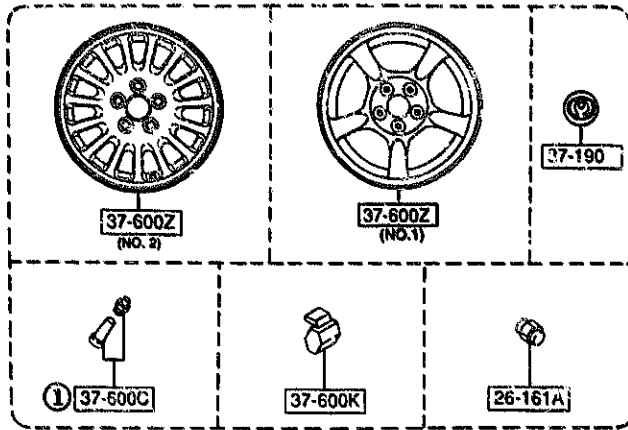
3410 CROSSMEMBER & STABILIZER

3410 -1 K CROSSMEMBER & STABILIZER

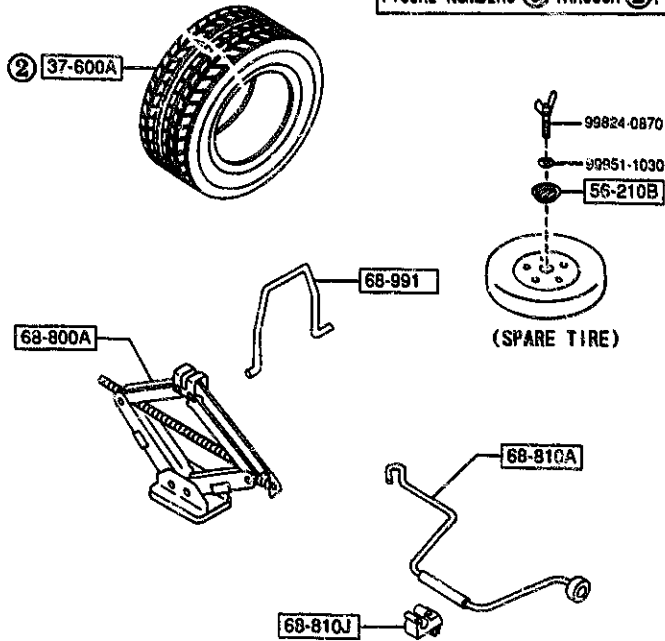


PART NO.	QTY	MODEL/RESTRICTION	MODEL/RESTRICTION	MODEL/RESTRICTION	FRGM-TO
28-114A		BOLT			
FD01-28-114	2				
34-151		STABILIZER, FRONT			
FD01-34-151A	1				
34-155		PLATE, STABILIZER			
FD01-34-155	2				
34-156A		RUBBER, STAB -FRT			
FD01-34-156	2				
34-160A		BRACKET, STABILIZER			
FD01-34-160D	1 (FOR RIGHT)				
34-160B		BRACKET, STABILIZER			
FD01-34-180C	1 (FOR LEFT)				
34-17X		LINK(R), FRONT STABILIZER			
FD01-34-17X	1				
34-17Y		LINK(L), FRONT STABILIZER			
FD01-34-19X	1				
34-222		NUT			
8871-34-222	2				
34-610		RUBBER, MOUNTING			
FD01-34-610A	2				
34-800		MEMBER, CROSS			
FD01-34-800G AN(FD01-34-800H)	1				-3A05
FD01-34-800H	1				3A05-
39-037		NUT			
8001-39-037B	4				

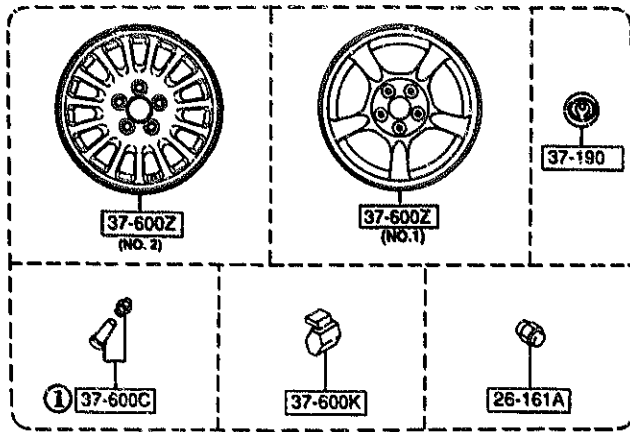
3A05 FD333K-300921



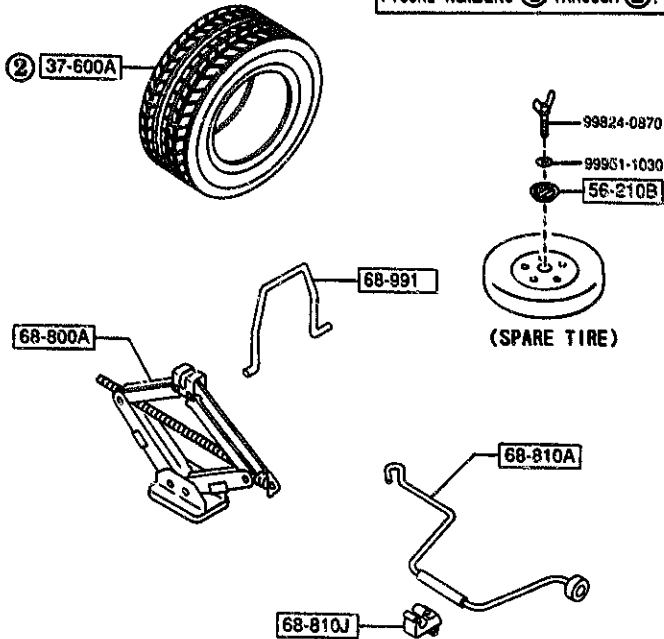
NOTE
 ① → ② → 37-600X
 THE D-CODE OF 37-600X CONSISTS OF
 FIGURE NUMBERS ① THROUGH ②.



PART NO.	QTY	MODEL/RESTRICTION	MODEL/RESTRICTION	MODEL/RESTRICTION	FROM-TO
26-161A		NUT, HUB			
8002-37-166	20	PLATED			
37-190		CAP, CENTER			
FD01-37-191B	4				
37-600A		TIRE			
90620-17636	1	T135/70D16 8S			
90622-65726	4	225/50R16 {(MT)>(A/R. SUSP)>(GL ASS SUN-RF)}			
90623-25726	4	225/50R16 {(MT)>(NDR. SUSP)>(N/ O SUN-RF)} {(MT)>(NDR. SUSP)>(ST EEL SUN-RF)}			
90623-35726	4	225/50R16 (AT)			
37-600C		VALVE, AIR			
99636-04130	5	TR413			
37-600K		WEIGHT, DISC WHEEL-AL UMI			
99655-90005	4	5G FOR 1-PIECE WHL			
99655-90010	4	10G FOR 1-PIECE WHL			
99655-90015	4	15G FOR 1-PIECE WHL			
99655-90020	4	20G FOR 1-PIECE WHL			
99655-90025	4	25G FOR 1-PIECE WHL			
99655-90030	4	30G FOR 1-PIECE WHL			
99655-90035	4	35G FOR 1-PIECE WHL			
99655-90040	4	40G FOR 1-PIECE WHL			
99655-90045	4	45G FOR 1-PIECE WHL			
99655-90050	4	50G FOR 1-PIECE WHL			

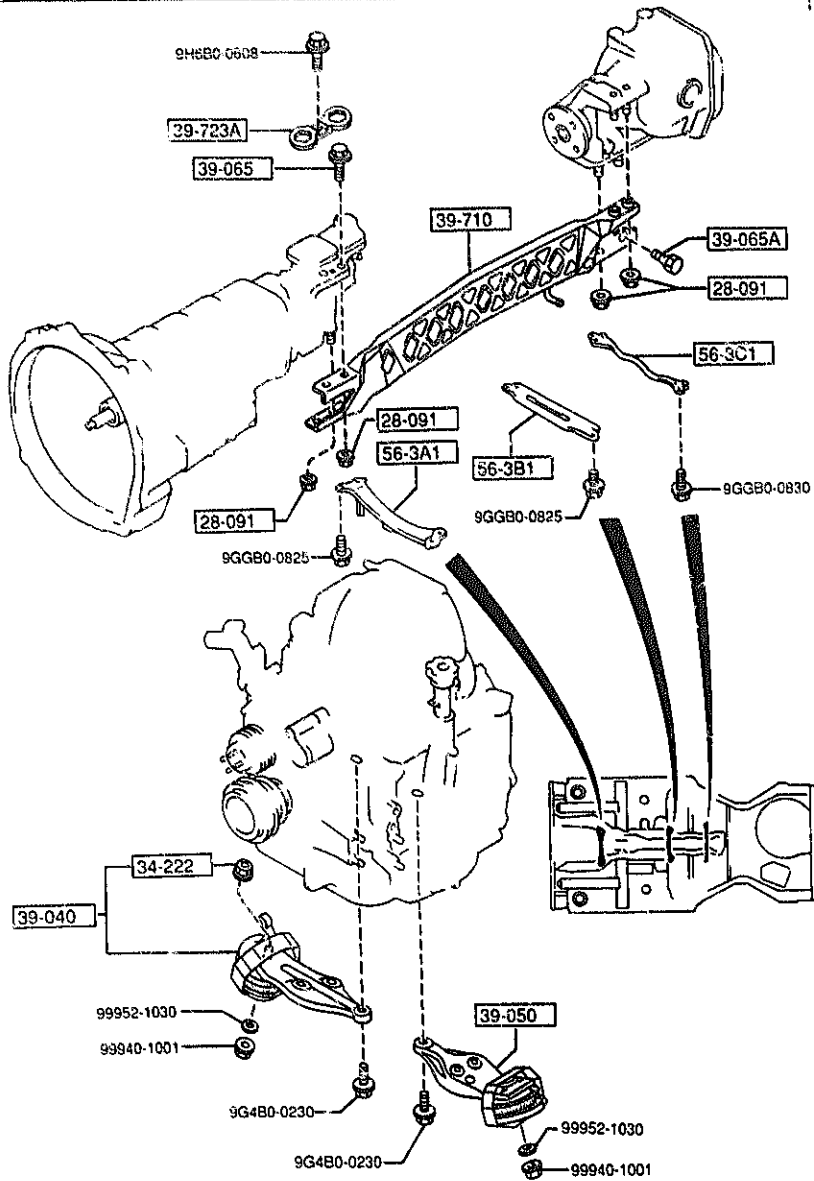


NOTE
 ① -- ② = 37-600X
 THE D-CODE OF 37-600X CONSISTS OF
 FIGURE NUMBERS ① THROUGH ②.



PART NO.	QTY	MODEL/RESTRICTION	MODEL/RESTRICTION	MODEL/RESTRICTION	FROM-TO
CONT'D					
99655-90055	4	550 FOR 1-PIECE WHL			
99655-90060	4	600 FOR 1-PIECE WHL			
37-600X		TIRE & AIR VALVE			
90692-55726	4	((MT)>(HARD SUSP))			
37-600Z		WHEEL, DISC-ALUMI.			
99650-28060	4	8JX16 P=114/0=50 (ILLUST. NO.1) (MT)			
99650-58060	4	8JX16 P=114/0=50 (ILLUST. NO.1) (AT)			
99651-94060	1	4TX16 P=114/0=40 (ILLUST. NO.2)			
56-210B		CLAMP, SPARE TIRE			
FB01-56-971	1				
68-800A		JACK			
FD01-37-790A	1				
68-810A		HANDLE, JACK			
FD01-37-810	1				
68-810J		HGLDR, JACK HANDLE			
FD01-56-171A	1				
68-991		WIRE			
FD01-56-172	1				

3900 ENGINE & T/MISSION MOUNTINGS



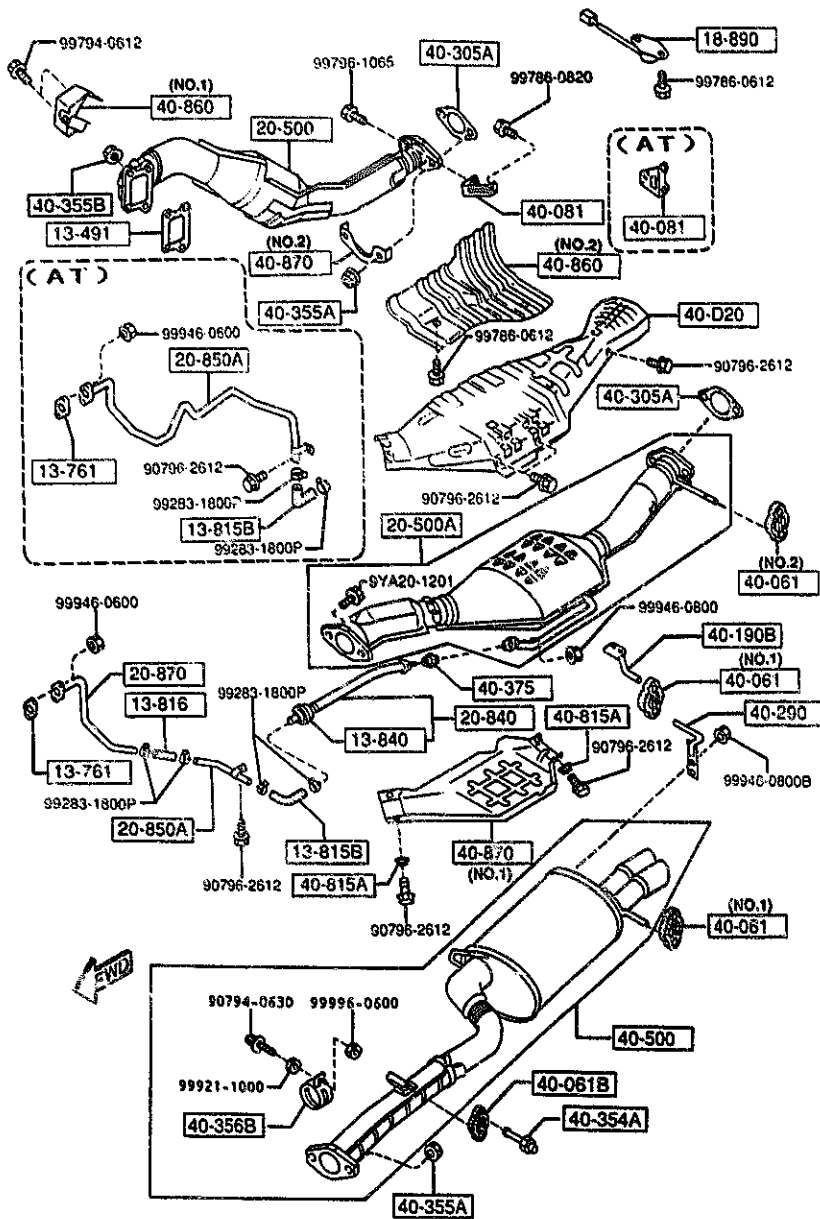
PART NO.	QTY	MODEL/RESTRICTION	MODEL/RESTRICTION	MODEL/RESTRICTION	FROM-TO
28-091		NUT			
FB01-28-091A	8				
34-222		NUT			
8871-34-222	1				
39-040		RUBBER(R),ENGINE MT.			
FD01-39-040C	1				
39-050		RUBBER(L),ENGINE MT.			
FD01-39-050A	1				
39-065		BOLT			
FD01-39-065	2				
39-065A		BOLT			
FD01-39-066	1				
39-710		FRAME,POWER PLANT			
FD01-39-710B AN(FD01-39-710C)	1				-3A14
FD31-39-710C	1				3A14-
39-723A		STOPPER			
FD01-39-723	1				
56-3A1		MEMBER'A',TUNNEL			
FD01-56-3A1	1				
56-3B1		MEMBER'B',TUNNEL			
FD01-56-3B1	1				
56-3C1		MEMBER'C',TUNNEL			
FD01-56-3C1D	1				
3A14 FD333*-301042					

AUFA05

CAT. AUFA05-03

1995-03

4000 EXHAUST SYSTEM



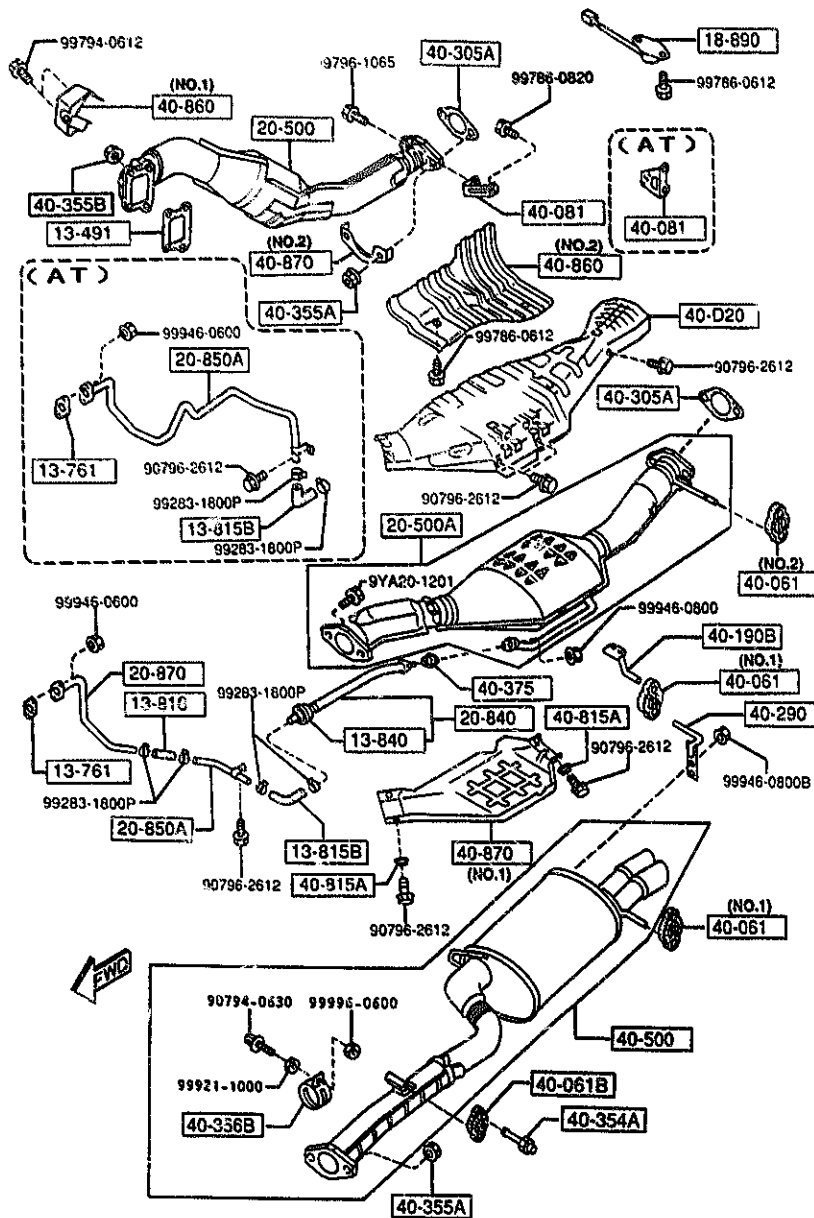
4000 -1 EXHAUST SYSTEM

PART NO.	QTY	MODEL/RESTRICTION	MODEL/RESTRICTION	MODEL/RESTRICTION	FROM-TO
13-491					
NSA1-13-491	1	GASKET, JOINT PIPE			
13-761					
NS86-13-535	1	GASKET NON ASBESTOS			
13-815B					
NSA1-13-815A	1	HOSE, AIR	(AT)		
NSA7-13-815	1	HOSE, AIR	(MT)		
13-816					
NSA1-13-816A	1	HOSE, AIR	(MT)		
13-840					
NSA2-13-840	1	VALVE, CHECK			
18-890					
NSA1-18-890	1	SWITCH, THERMO			
20-500					
NSA1-20-500	1	CONVERTER, CATALYST	(MT)		
NSA2-20-500	1	CONVERTER, CATALYST	(AT)		
20-500A					
NSA1-20-600	1	CATALYST, THREE WAY	(MT)		
NSA2-20-600	1	CATALYST, THREE WAY	(AT)		
20-840					
NSA2-20-840B	1	PIPE, AIR			
20-850A					
NSA1-20-850A	1	PIPE, AIR	(MT)		
N3C2-20-850	1	PIPE, AIR	(AT)		
20-870					
NSB7-20-870B	1	PIPE, AIR	(MT)		
40-D20					
NSA1-40-D20F	1	INSULATOR, CONVERTER			

AUFA05

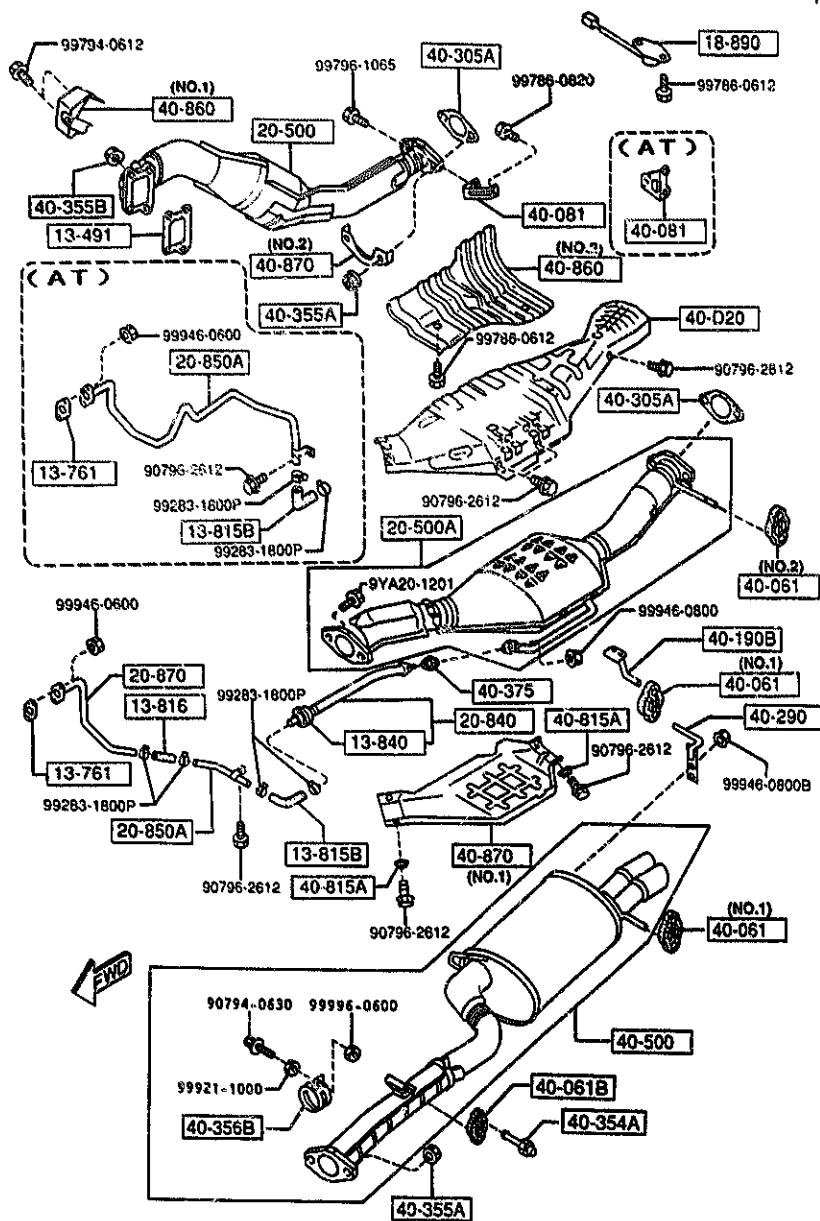
CAT. AUFA05-03

1995-03



PART NO.	QTY	MODEL/RESTRICTION	MODEL/RESTRICTION	MODEL/RESTRICTION	FROM-TO
40-061		HANGER, SILENCER			
N3A2-40-061A	1	(ILLUST. NO.2)			-4307
N3A1-40-061C A (N3A1-40-061D)	2				4307-
N3A1-40-061D	2	(ILLUST. NO.1)			
40-061B		RUBBER, HANGER			
FE20-40-061	1				
40-081		BRACKET, HANGER			
N3A1-40-080A	1	(MT)			
N3A2-40-080	1	(AT)			
40-190B		BRACKET, HANGER			
N3A1-40-190	1				
40-290		HANGER			
N3A1-40-290	1				
40-305A		GASKET			
RF36-40-305	2	NON ASBESTOS			
40-354A		BOLT			
N3A1-40-354	1				
40-355A		NUT			
JE11-40-355	4				
40-355B		NUT			
JE10-40-355	4				
40-356B		BAND			
N3A8-40-356	1				
40-375		GASKET			
N378-40-307	1				
40-500		SILENCER, MAIN			
N3C1-40-100A	1	(MT)			
N3C2-40-100A	1	(AT)			
4307 FD333#-302860					

4000 EXHAUST SYSTEM



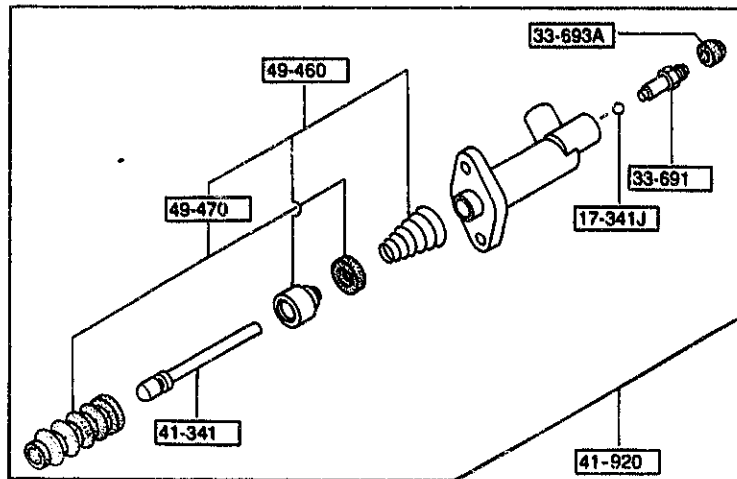
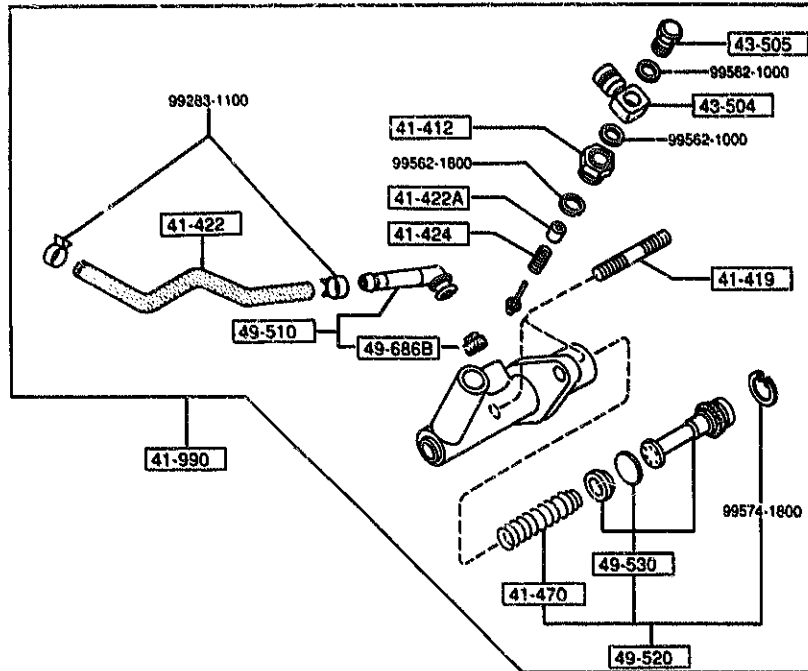
PART NO.	QTY	MODEL/RESTRICTION	MODEL/RESTRICTION	MODEL/RESTRICTION	FROM-TO
40-815A		WASHER			
8545-40-815	2				
40-860		PROTECTOR, CONVERTER			
N3C1-40-860	1	(ILLUST. NO.1)			
N3A1-40-865A	1	(ILLUST. NO.2)			
40-870		PROTECTOR			
N3A1-40-870B	1	(ILLUST. NO.1)			
N3A1-40-872	1	(ILLUST. NO.2)			

AUFA05

CAT. AUFA05-03

1995-03

4140 CLUTCH RELEASE & MASTER CYLINDERS (MANUAL TRANSMISSION)



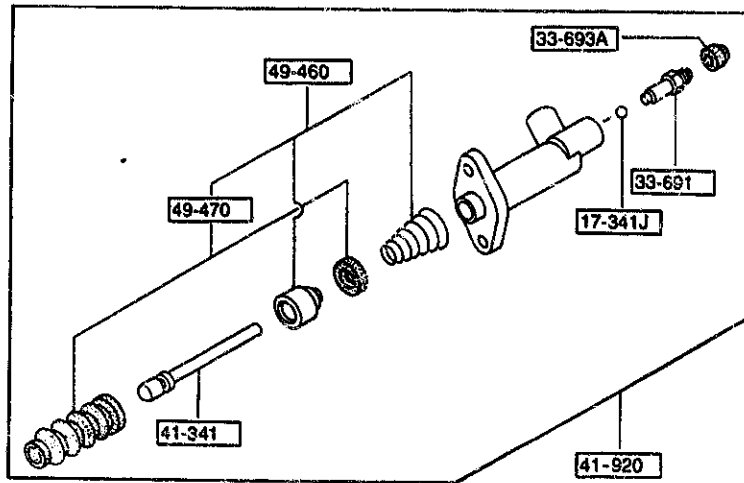
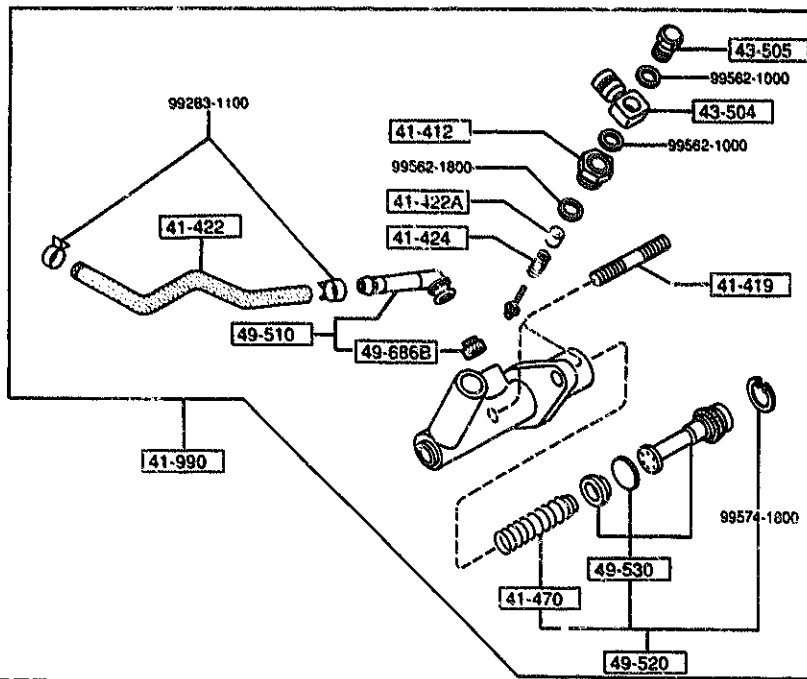
PART NO.	QTY	MODEL/RESTRICTION	MODEL/RESTRICTION	MODEL/RESTRICTION	FROM-TO
17-341J		BALL, STEEL			
99611-1500	1				
33-691		SCREW, BLEEDER			
0259-33-691	1				
33-693A		CAP, BLEEDER SCREW			
0259-33-693	1				
41-341		ROD, PUSH			
H266-41-341	1				
41-412		BOLT, JOINT			
G091-41-412	1				
41-419		STUD, CLUTCH CYL.			
FD01-41-419	2				
41-422		HOSE, RESERVE			
F100-41-421	1				
41-422A		PISTON, O.W. VALVE			
081-41-422D	1				
41-424		SPRING, O.W. VALVE			
H005-41-424	1				
41-470		SPRING			
8312-41-470	1				
41-920		CYL., CLUTCH RELEASE			
FD01-41-920	1				
41-990		CYL., CLUTCH MASTER			
F100-41-990B	1				
43-504		JOINT, PIPE			
W023-43-504	1				
43-505		BOLT, CONNECTOR			
W023-43-505	1				

← FWD
AUFA05

CAT. AUFA05-03

1995-03

4140 CLUTCH RELEASE & MASTER CYLINDERS (MANUAL TRANSMISSION)



PART NO.	QTY	MODEL/RESTRICTION	MODEL/RESTRICTION	MODEL/RESTRICTION	FROM-TO
49-460		PARTS KIT, INNER			
H005-49-460	1				
49-470		SEAL KIT			
H005-49-470	1				
49-510		BUSH SET			
W001-49-510	1				
49-520		PARTS KIT, INN.-CLUTC H			
B312-41-522	1				
49-530		SEAL KIT			
B312-41-532	1				
49-686B		BUSH, ELBOW JOINT			
0839-49-686A	1				



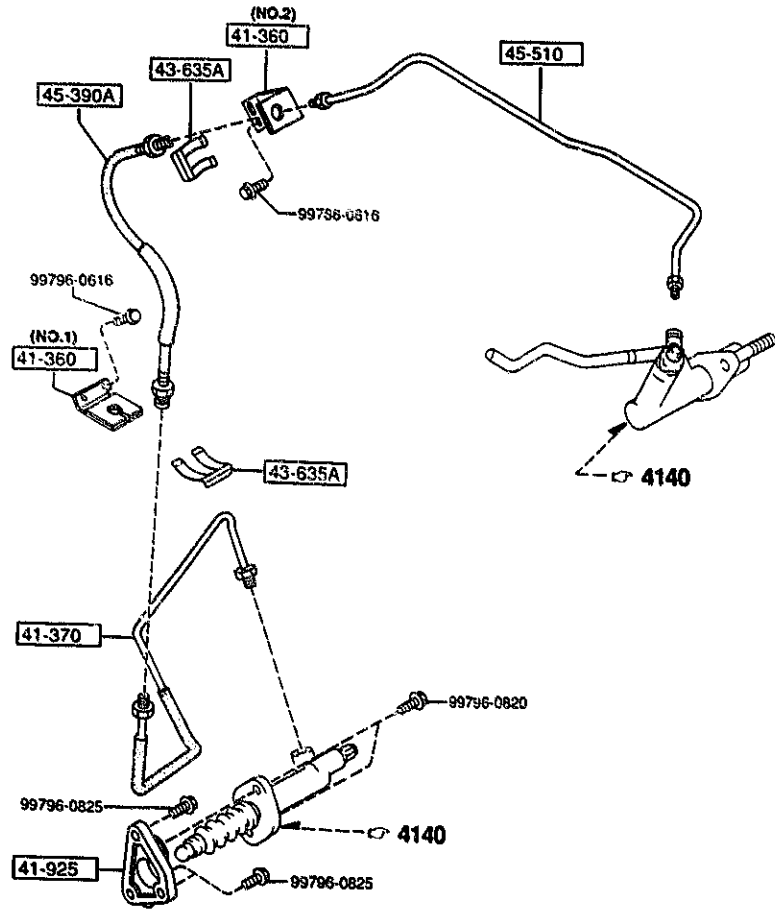
AUFA05

CAT. AUFA05-03

1995-03

4145 CLUTCH PIPINGS (MANUAL TRANSMISSION)

4145 -1 * CLUTCH PIPINGS (MANUAL TRANSMISSION)



PART NO.	QTY	MODEL/RESTRICTION	MODEL/RESTRICTION	MODEL/RESTRICTION	FRGM-TO
41-360		HOLDER, CLUTCH			
FD03-41-370	1	(ILLUST. NO.1)			
F100-41-370	1	(ILLUST. NO.2)			
41-370		PIPE, CLUTCH			
FD01-41-360A	1				
41-925		SUPPORT, CLUTCH RELEASE			
NS15-16-921	1				
43-635A		CLIP, FLEXIBLE HOSE			
0136-43-635	2				
45-390A		HOSE, CLUTCH FLEXIBLE			
HE01-45-540	1				
45-510		PIPE, CLUTCH			
FD01-45-510D	1				



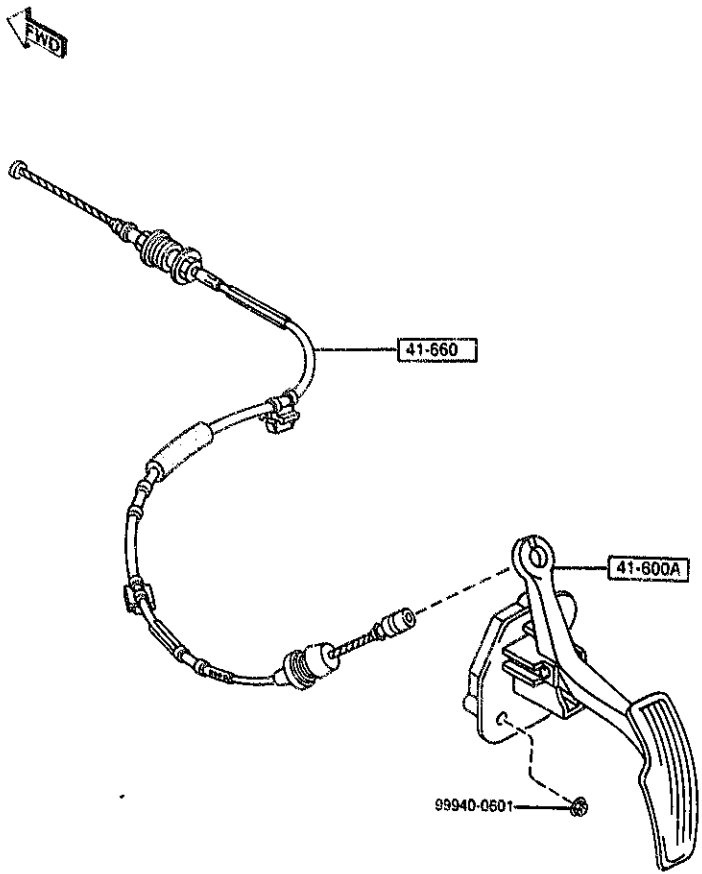
AUFA05

CAT. AUFA05-03

1995-03

4160 ACCELERATOR CONTROL SYSTEM

4160 -1 * ACCELERATOR CONTROL SYSTEM



PART NO.	QTY	MODEL/RESTRICTION	MODEL/RESTRICTION	MODEL/RESTRICTION	FROM-TO
41-600A		PEDAL, ACCEL.			
FD01-41-600B	1				
41-660		CABLE, ACCEL.			
FD01-41-660B	1				

AUFA05

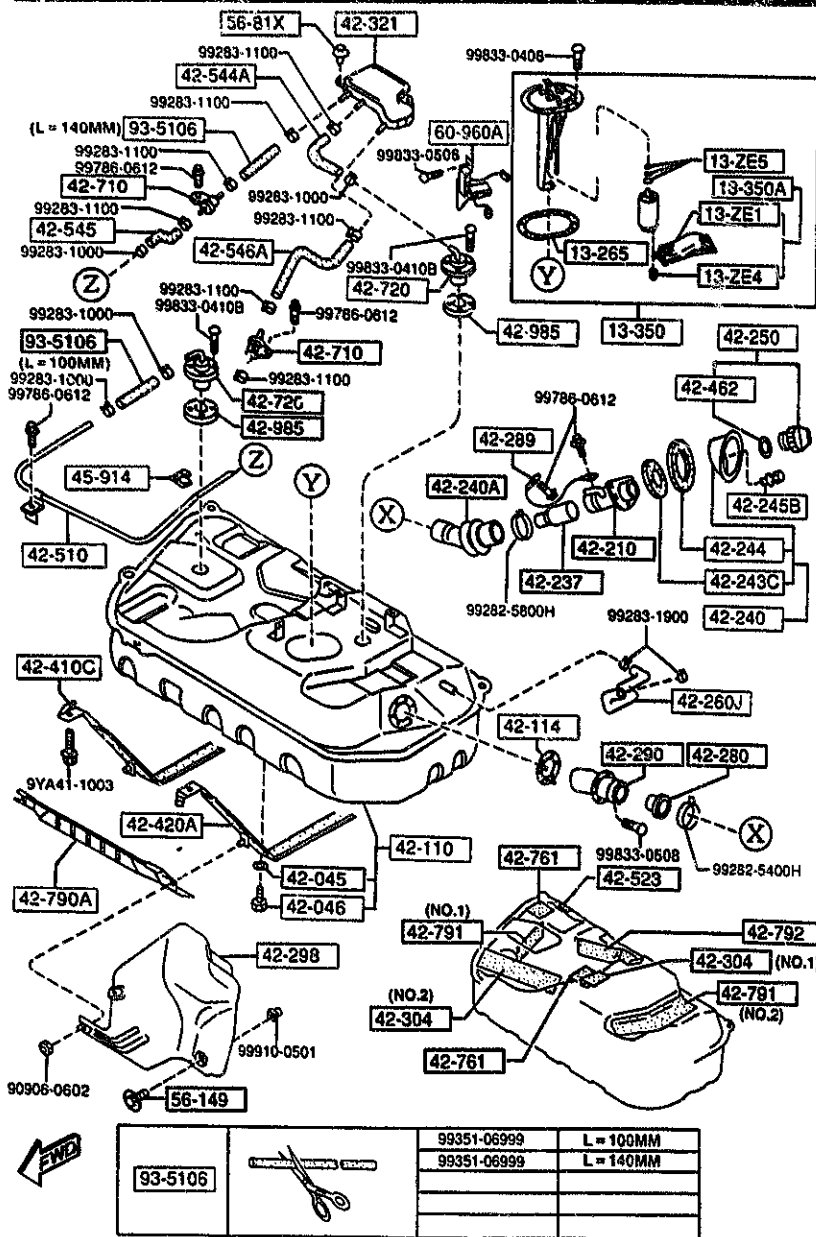
CAT. AUFA05-03

1995-03

2-J 6

4200 FUEL TANK

4200 -1 FUEL TANK



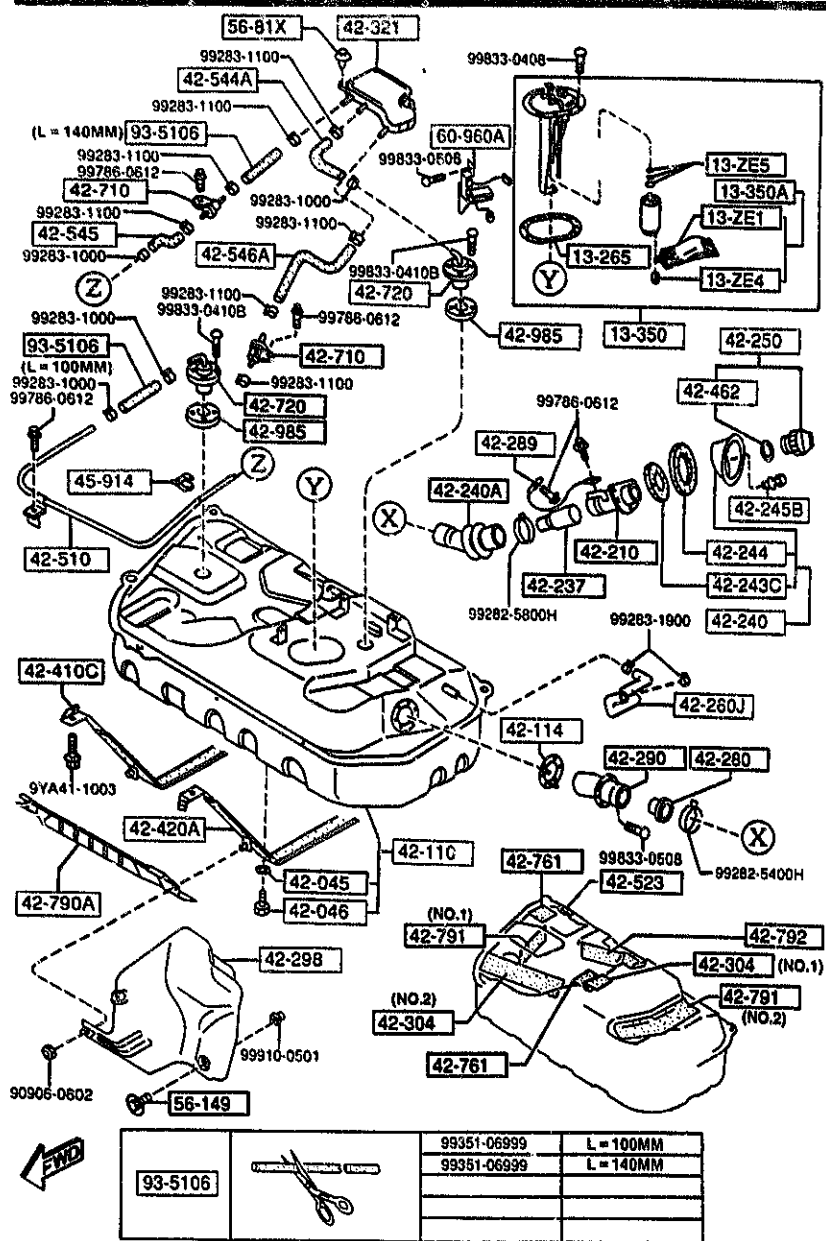
PART NO.	QTY	MODEL/RESTRICTION	MODEL/RESTRICTION	MODEL/RESTRICTION	FROM-TO
13-ZE1		FILTER, FUEL PUMP			
JE17-13-ZE1	1	DENSO			
13-ZE4		WASHER, LOCK-PUMP FILTER			
FEN2-13-ZE4	1	NIPPONDENSO (JAPAN)			
13-ZE5		RING, 'O'-FUEL PUMP			
BP02-13-ZE5	1				
13-265		GASKET			
H030-60-962	1				
13-350		PUMP, FUEL			
NSA1-13-35Z	1				
13-350A		PUMP, FUEL-SUB			
NS90-13-350	1				
42-045		GASKET, DRAIN PLUG			
0866-42-046	1				
42-046		PLUG, DRAIN			
B596-42-045	1				
42-110		TANK, FUEL			
FD15-42-110	1				-4525
A (FD15-42-110A)					
FD17-42-110A	1				-4525
A (FD17-42-110B)					
*FD15-42-110A	1 (MT)				4525-
*FD17-42-110B	1 (AT)				4525-
42-114		GASKET, FILLER PIPE/TANK			
H031-42-114	1				
42-210		PIPE, FILLER			
FD01-42-210A	1				
42-237		PIPE, INNER			
FD01-42-237	1				
4525 FD333M-303554					

AUFA05

CAT. AUFA05-03

1993-03

4200 FUEL TANK



PART NO.	QTY	MODEL/RESTRICTION	MODEL/RESTRICTION	MODEL/RESTRICTION	FROM-TO
42-240		COVER, DUST			
FD01-42-24Z	1				
42-240A		HOSE, JOINT-FILLER PIPE			
FD01-42-231A	1				
42-243C		GASKET 'A', REINFORCEMENT			
GE60-42-243	1				
42-244		GASKET 'B', DUST COVER			
FD01-42-244	1				
42-245B		BOLT, DUST COVER			
H260-42-245A	2				
42-250		CAP, FILLER			
UE54-42-250	1				
42-260J		HOSE, BREATHER			
FD01-42-252	1				
42-280		VALVE, NON RETURN			
D061-42-270	1				
42-289		WIRE, EARTH-FILLER PIPE			
FD01-42-289	1				
42-290		PIPE, FILLER NO. 2			
FD17-42-11X	1 (AT)				
H030-42-11X	1 (MT)				
FD17-42-11X	1 (MT)				
42-298		PROTECTOR, FILLER HOSE			
FD01-42-298	1				
42-304		PAD, FUEL TANK			
B455-42-761	1 (ILLUST. NO. 1)				
FD01-42-762	1 (ILLUST. NO. 2)				

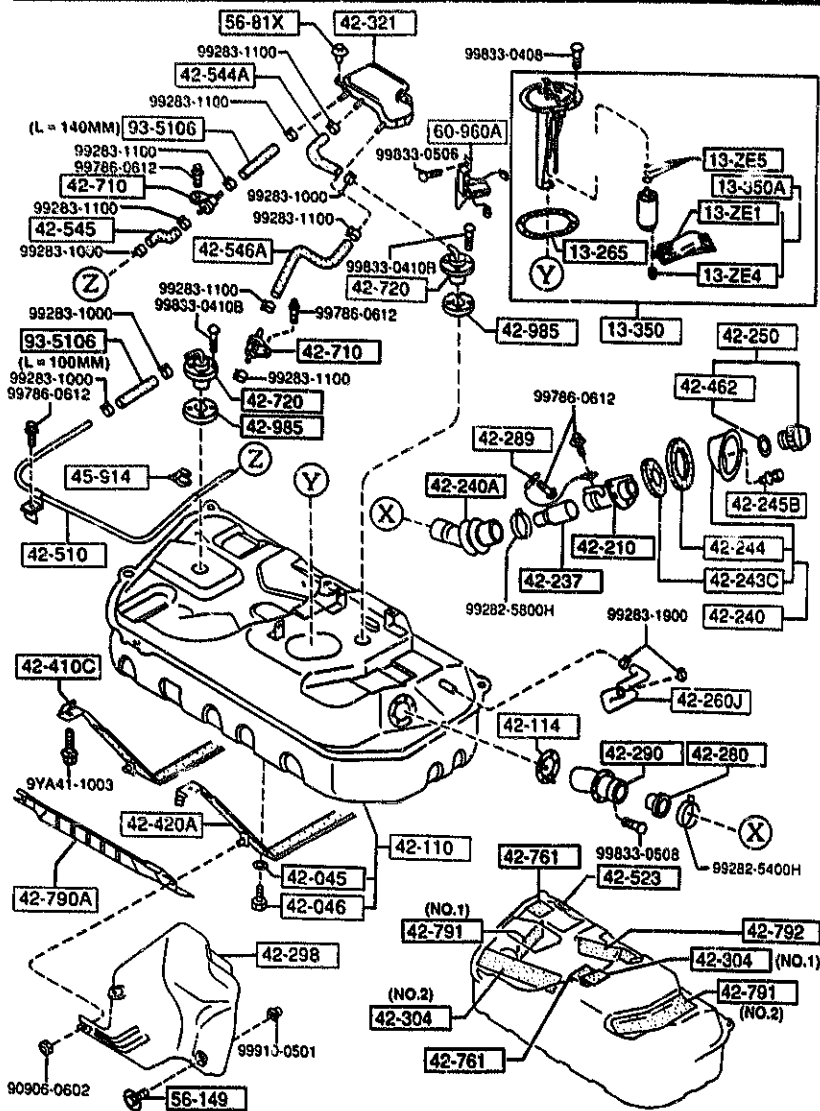
4106 FD333M-301753

AUFA05

CAT. AUFA05-03

1995-03

4200 FUEL TANK



93-5106		99351-06999	L = 100MM
		99351-06999	L = 140MM

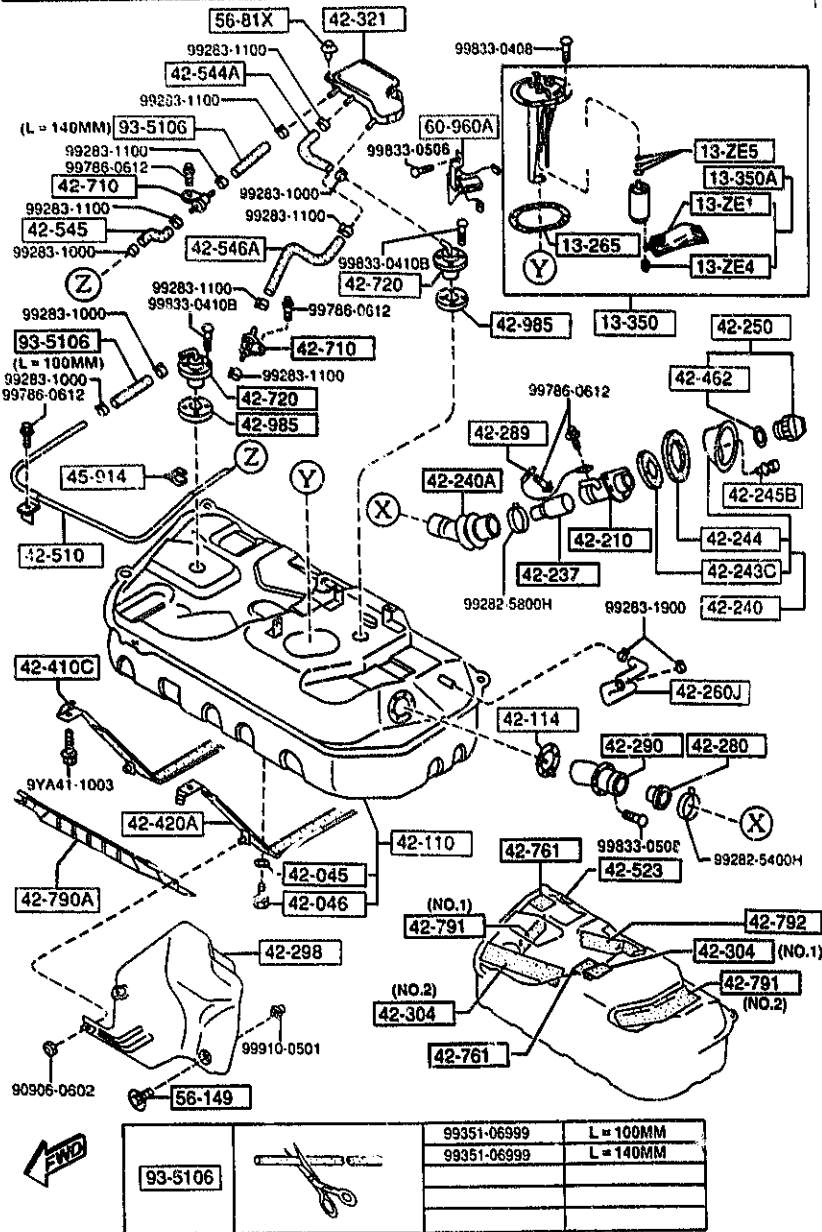
PART NO.	QTY	MODEL/RESTRICTION	MODEL/RESTRICTION	MODEL/RESTRICTION	FROM TO
42-321		SEPARATOR, LIQ. VAPOR			
FD01-42-541	1				
42-410C		BAND(R), TANK FIX.			
FD01-42-710	1				
42-420A		BAND(L), TANK FIX.			
FD01-42-720	1				
42-462		GASKET, CAP			
BF67-42-252	1				
42-510		PIPE, FUEL			
FD01-42-510A	1				
42-523		PAD, FUEL TANK			
FD01-42-767	1				
42-544A		HOSE, FUEL-SEPARATOR			
FD01-42-544	1				
42-545		HOSE, FUEL			
FD01-42-545	1				
42-546A		HOSE, FUEL-SEPARATOR			
FD01-42-546	1				
42-710		VALVE, CHECK			
J001-42-910A	2				
42-720		VALVE, FUEL VAPOR.			
BC1M-42-980	2 (MT)				
FB01-42-980	2 (AT)				
42-761		PAD			
FD01-42-761	2				
42-790A		PROTECTOR, FUEL TANK			
FD01-42-790	1				

AUFA05

CAT. AUFA05-P3

1995-03

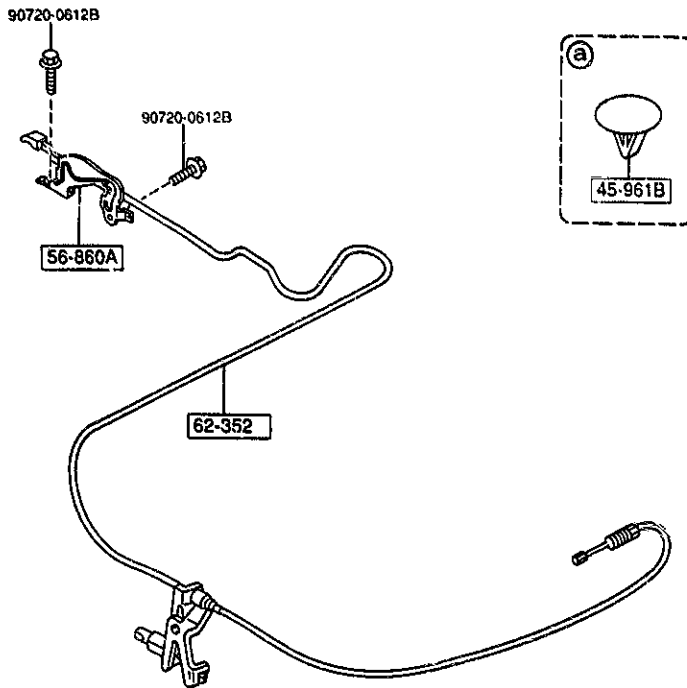
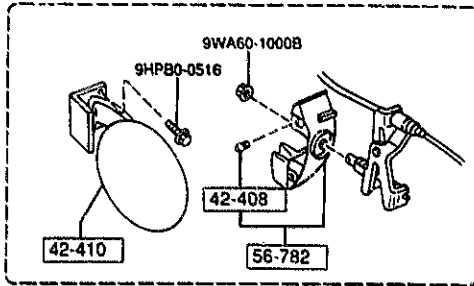
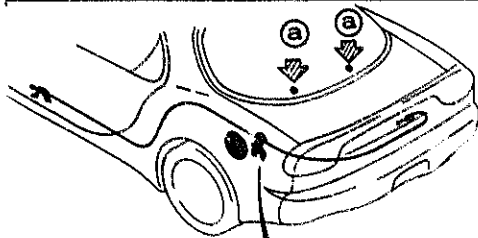
4200 FUEL TANK



PART NO.	QTY	MODEL/RESTRICTION	MODEL/RESTRICTION	MODEL/RESTRICTION	FROM TO
42-791		PAD, FUEL TANK			
8529-42-763	1	NISSHO (ILLUST. NO.1)			
FD01-42-763	1	MOLTEN (ILLUST. NO.2)			
42-792		PAD, FUEL TANK			
FD01-42-768	1				
42-985		GASKET, VAPOR VALVE			
FB01-42-985	2 (AT)				
45-914		HOI DER, PIPE			
FB01-45-914	1	NIFUKO			
56-149		SCREW, TAPPING-MUD GU ARD			
B455-56-149	3				
56-81X		FASTENER, DUCT PANEL			
FB01-56-81X	2				
60-960A		GAUGE, FUEL TANK			
FD01-60-960A	1 (MT)				
FD17-60-960	1 (AT)				
93-5106		HOSE			
99351-06999	1				

4210 -1 * FUEL LID OPENER

4210 FUEL LID OPENER



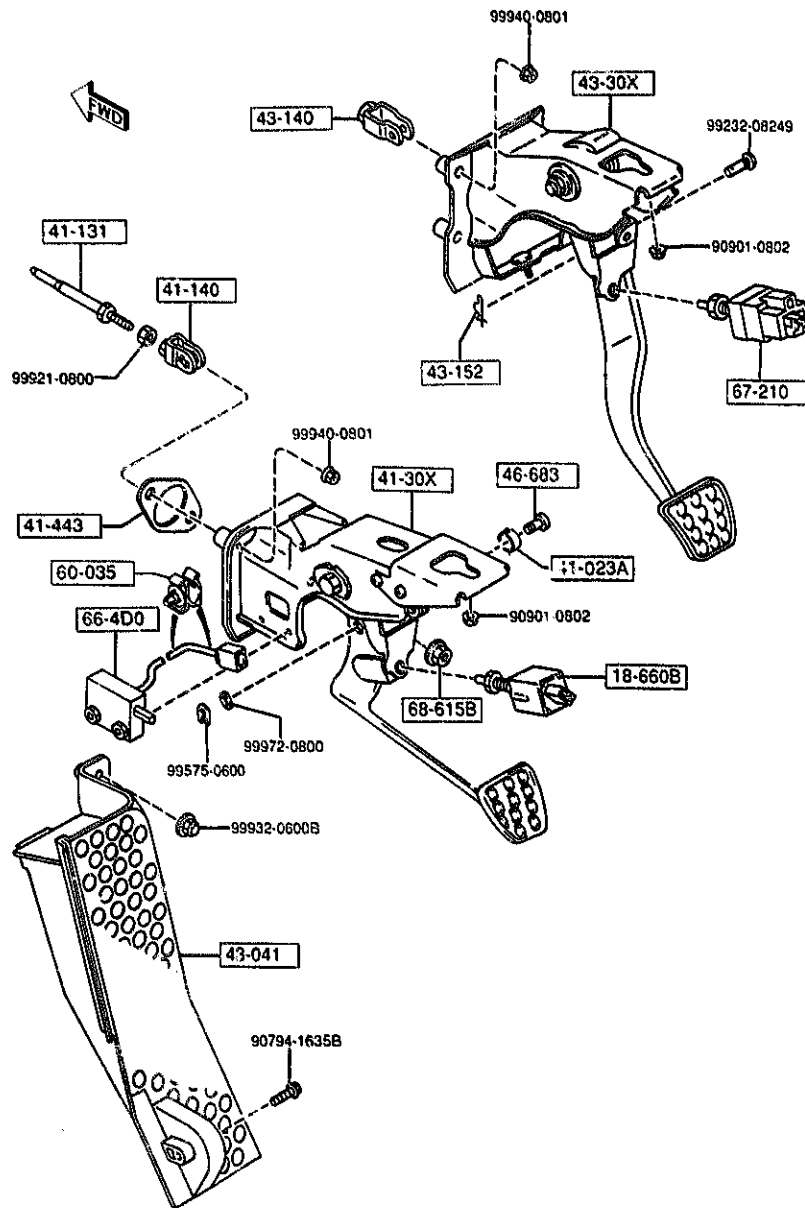
PART NO.	QTY	MODEL/RESTRICT. ON	MODEL/RESTRICTION	MODEL/RESTRICTION	FROM-TO
42-408		STOPPER, FILLER LID			
0187-70-491	2				
42-410		LID, FUEL FILLER			
FD01-42-41X	1				
45-961B		CAP			
H002-45-961	2				
56-782		BRACKET, STOPPER			
FD01-56-83XC	1				
56-860A		LEVER, OPENER			
FD01-56-860C	1				
62-352		CABLE, OPENER			
FD01-56-870A	1				

AUFA05

CAT. AUFA05-03

1995-03

4300 CLUTCH & BRAKE PEDALS (MANUAL TRANSMISSION)



4300 -1 CLUTCH & BRAKE PEDALS (MANUAL TRANSMISSION)

PART NO.	QTY	MODEL/RESTRICTION	MODEL/RESTRICTION	MODEL/RESTRICTION	FROM-TO
18-660B	1	SWITCH, CLUTCH			
LA01-66-490A	1				
41-023A	1	BUSH			
0727-41-023	1				
41-131	1	ROD, PUSH			
0727-41-131	1				
41-140	1	FORK, CLUTCH			
0305-41-140	1				
41-30X	1	PEDAL, CLUTCH			
FD01-41-30XA	1				
41-443	1	GASKET			
H001-41-443	1				
43-041	1	REST, FOOT			
FD01-43-041	1				
43-140	1	FORK, BRAKE			
HE01-43-140	1				
43-152	1	PIN, SNAP			
D001-43-152	1				
43-30X	1	PEDAL, BRAKE			
FD01-43-30XA	1				
46-683	1	PIN			
0187-46-683	1				
60-035	2	CLIP, C.S.D. WIRE			
W201-60-035	2				
66-4D0	1	SWITCH, CLUTCH CUT			
NF05-66-4D0	1				
67-210	1	SWITCH, STOP-LAMP			
BR70-66-490A	1				

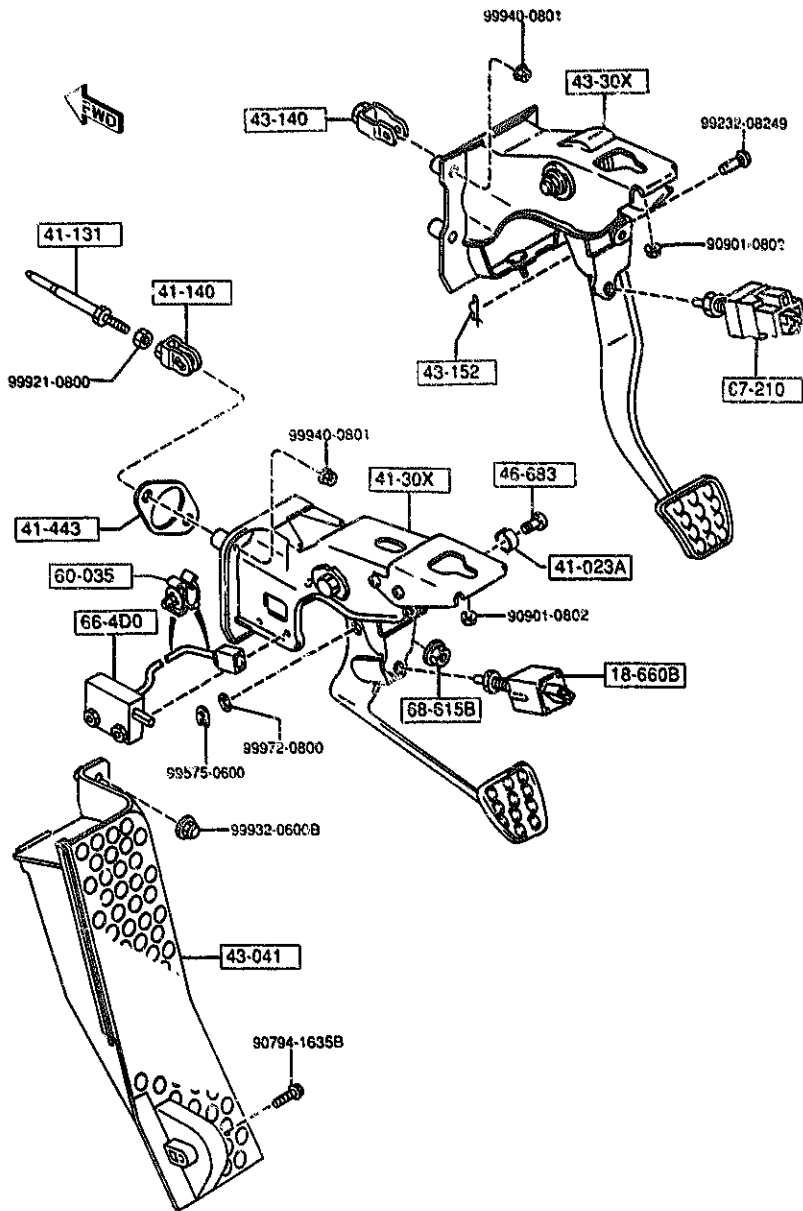
AUFA05

CAT. AUFA05-03

1995-03

4300 -2 * CLUTCH & BRAKE PEDALS (MANUAL TRANSMISSION)

4300 CLUTCH & BRAKE PEDALS (MANUAL TRANSMISSION)



PART NO.	QTY	MODEL/RESTRICTION	MODEL/RESTRICTION	MODEL/RESTRICTION	FROM-TO
+-----+ 68-615B +-----+ B100-68-615	1	NUT, FLANGE-CAP			

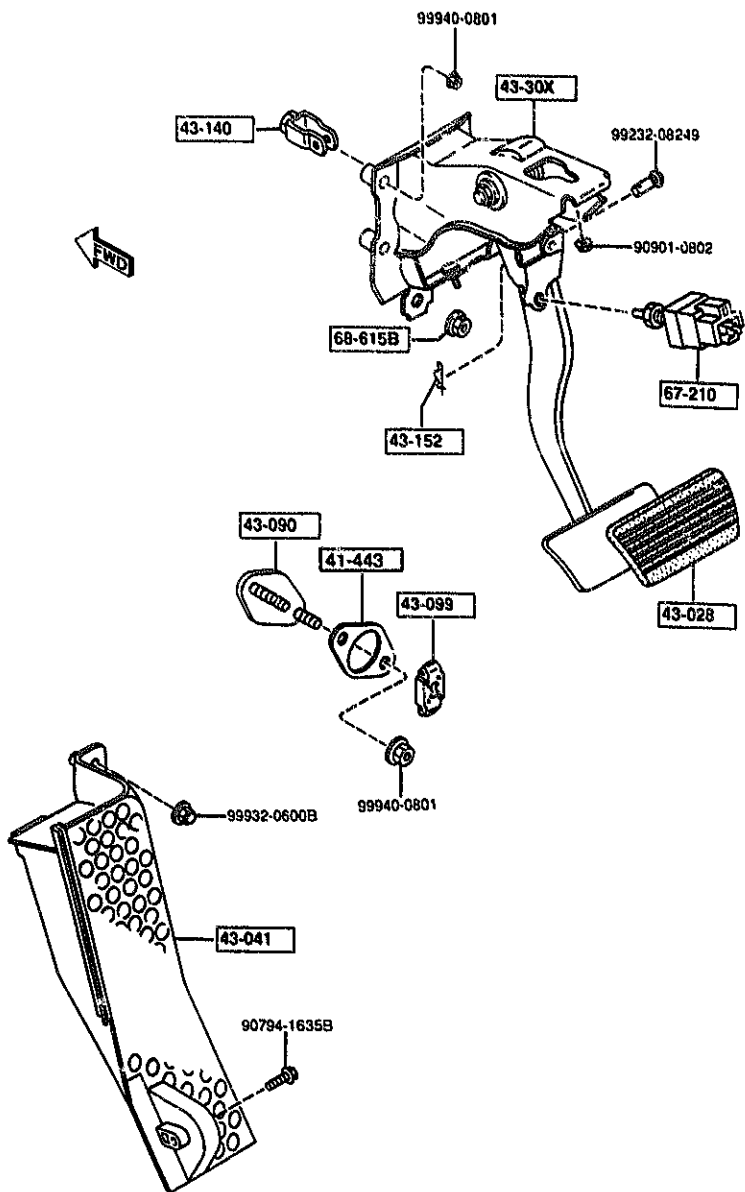
AUFA05

CAT. AUFA05-03

1995-03

4300A -1 * BRAKE PEDALS (AUTOMATIC TRANSMISSION)

4300A BRAKE PEDALS (AUTOMATIC TRANSMISSION)



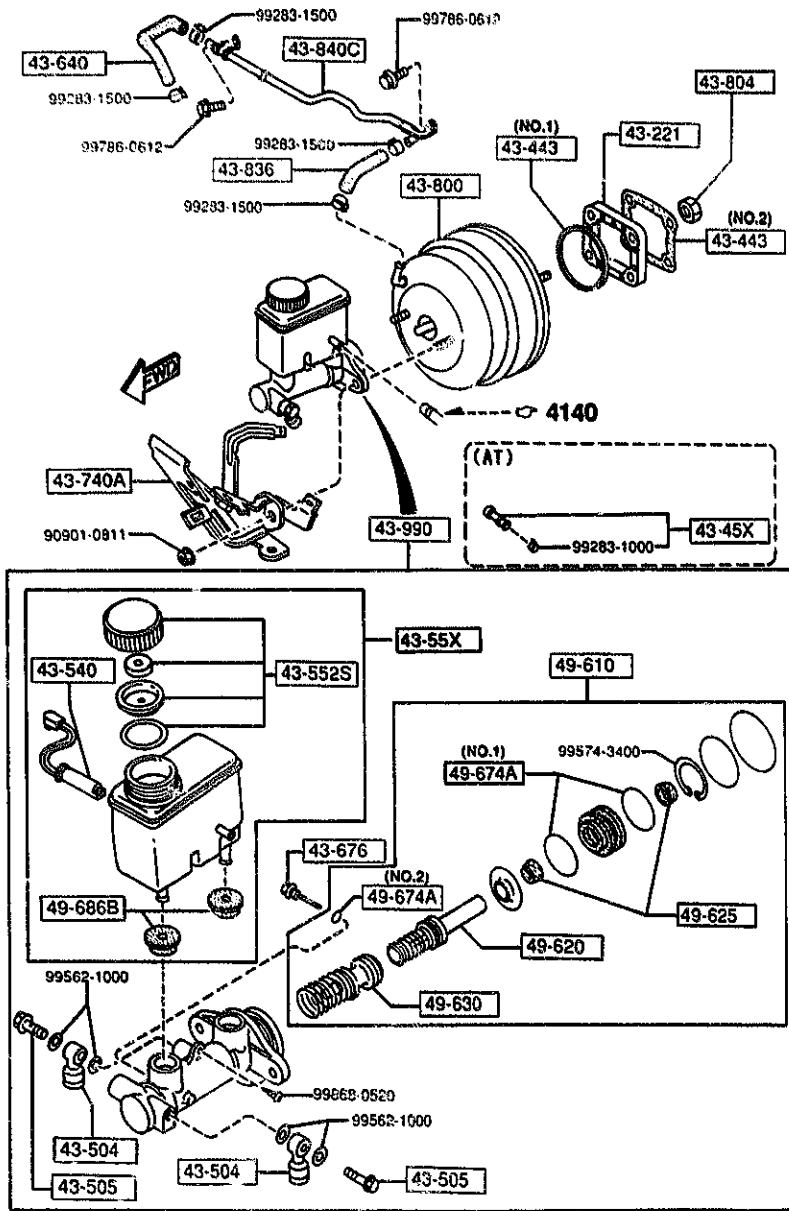
PART NO.	QTY	MODEL/RESTRICTION	MODEL/RESTRICTION	MODEL/RESTRICTION	FROM-TO
41-443		GASKET			
H001-41-443	1				
43-028		PAD, PEDAL			
H261-43-028	1				
43-041		REST, FOOT			
FD01-43-041	1				
43-090		PLATE			
HF23-43-090A	1				
43-099		HOLDER, PLATE			
HF23-43-099	1				
43-140		FORK, BRAKE			
HE01-43-140	1				
43-152		PIN, SNAP			
DD01-43-152	1				
43-30X		PEDAL, BRAKE			
FD02-43-30XA	1				
67-210		SWITCH, STOP-LAMP			
BR70-66-490A	1				
68-615B		NUT, FLANGE-CAP			
B100-68-615	1				

AUFA05

CAT. AUFA05-03

1995-03

4340 BRAKE MASTER CYLINDER & POWER BRAKE



4340 -2 * BRAKE MASTER CYLINDER & POWER BRAKE

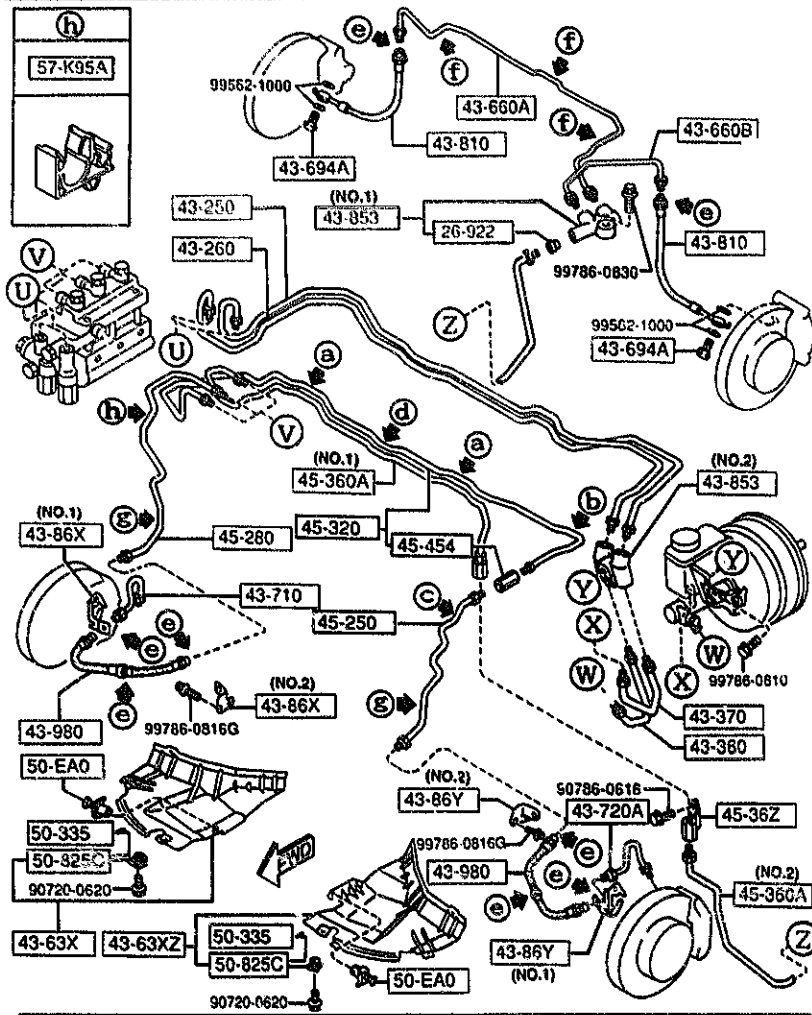
PART NO.	QTY	MODEL/RESTRICTION	MODEL/RESTRICTION	MODEL/RESTRICTION	FROM-TO
43-836		HOSE, VACUUM			
FD01-43-836B	1				
43-840C		PIPE, VACUUM			
FD01-43-840B	1				
43-990		CYL., TANDEM MASTER			
GDY1-43-402B	1				-3B01
MFDD4-43-40Z	1				3B01-
49-610		PARTS KIT, INN.-BRAKE			
B6Y4-43-41Z	1				
49-620		PISTON, PRIMARY			
B533-43-62Z	1				
49-625		CUP, SECONDARY			
NA23-43-625	2				
49-630		PISTON, FLOATING			
B604-43-63Z	1				
49-674A		RING, "O"-MASTER CYL.			
NA23-43-515	2	SHINEI KOGYO (ILLUST. NO.1)			
99541-00603	1	NOK (ILLUST. NO.2)			
49-686B		BUSH, ELBOW JOINT			
F100-49-686	2				
3B01 FD333M-301117					

AUFA05

CAT. AUFA05-03

1995-03

4360 BRAKE PIPINGS



(a)	(b)	(c)	(d)	(e)	(f)	(g)
45-920	45-921A	45-903G	45-984	43-635	45-819	45-914

4360 -1 BRAKE PIPINGS

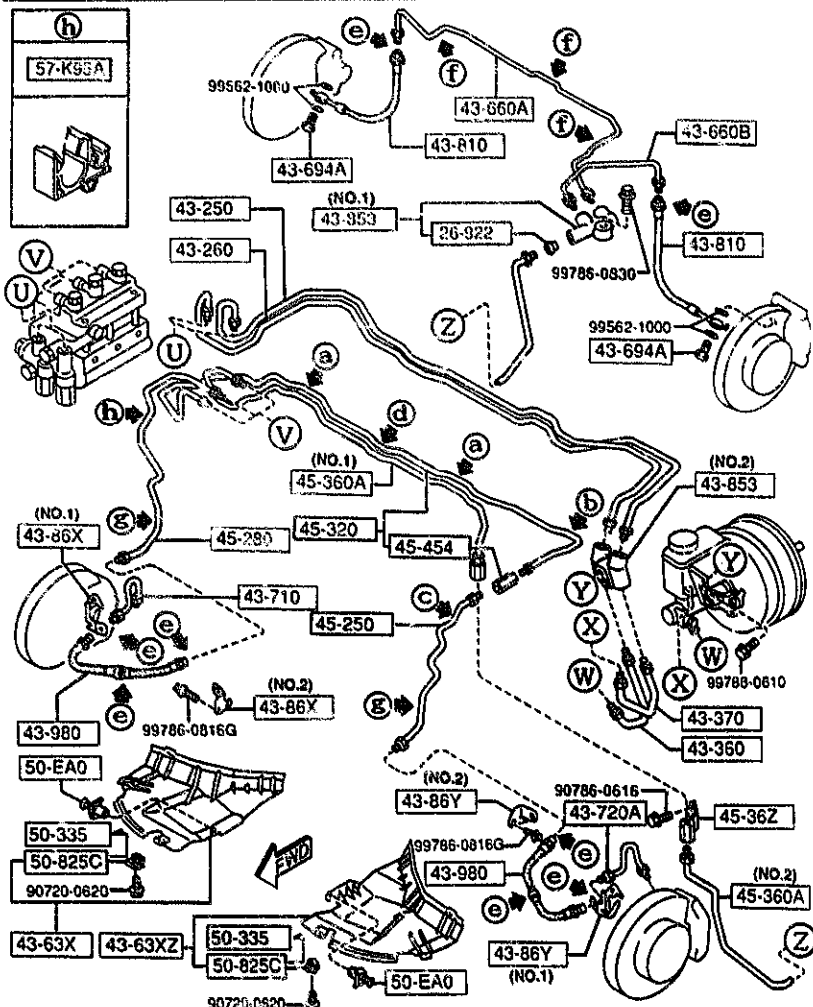
PART NO.	QTY	MODEL/RESTRICTION	MODEL/RESTRICTION	MODEL/RESTRICTION	FROM-TO
26-922		SHEET, TUBE			
0613-26-922	1				
43-250		PIPE NO.1, BRAKE-A.B.			
FD04-43-250F	1				
43-260		PIPE NO.2, BRAKE-A.B.			
FD04-43-260C	1				
43-360		PIPE, BRAKE			
FD04-43-360B	1				
43-370		PIPE, BRAKE			
FD04-43-370B	1				
43-63X		DUCT(R), AIR-BRAKE PIPE			
FD01-43-63XE A (FD01-43-63XF)	1				-3A01
FD03-43-63XE A (FD03-43-63XF)	1				-3A01
FD01-43-63XF	1	(NOR. SUSP)			3A01-
FD03-43-63XF	1	(HARD SUSP)			3A01-
43-63XZ		DUCT(L), AIR-BRAKE PIPE			
FD01-43-64XD A (FD01-43-64XE)	1				-3A01
FD03-43-64XD A (FD03-43-64XE)	1				-3A01
FD01-43-64XE	1	(NOR. SUSP)			3A01-
FD03-43-64XE	1	(HARD SUSP)			3A01-
43-635		CLIP, FLEXIBLE HOSE			
W023-43-635	8				
43-660A		PIPE(R), BRAKE-REAR			
FD01-43-670B	1				
43-660B		PIPE(L), BRAKE REAR			
FD01-43-680B	1				
43-694A		BOLT, CONNECTOR			
3A01 FD333R-300888					

AUFA05

CAT. AUFA05-03

1995-03

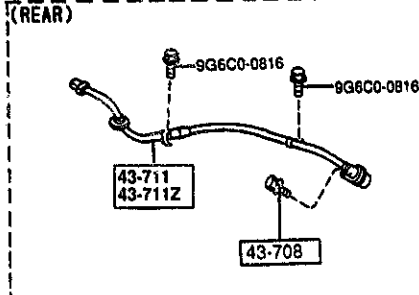
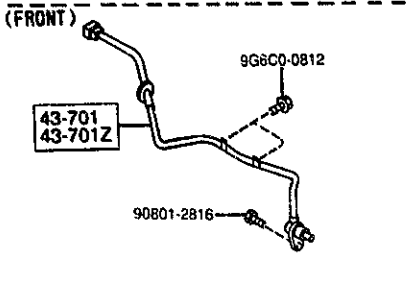
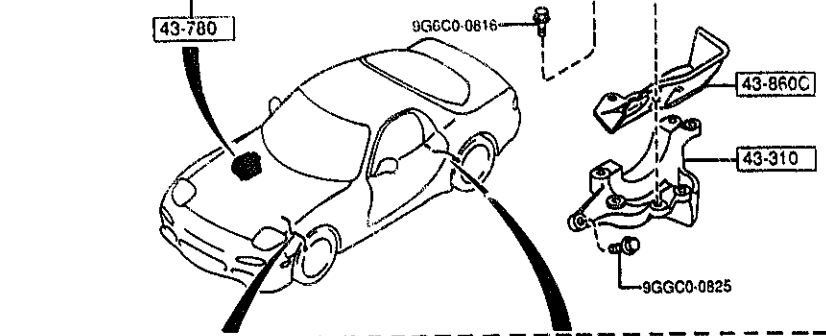
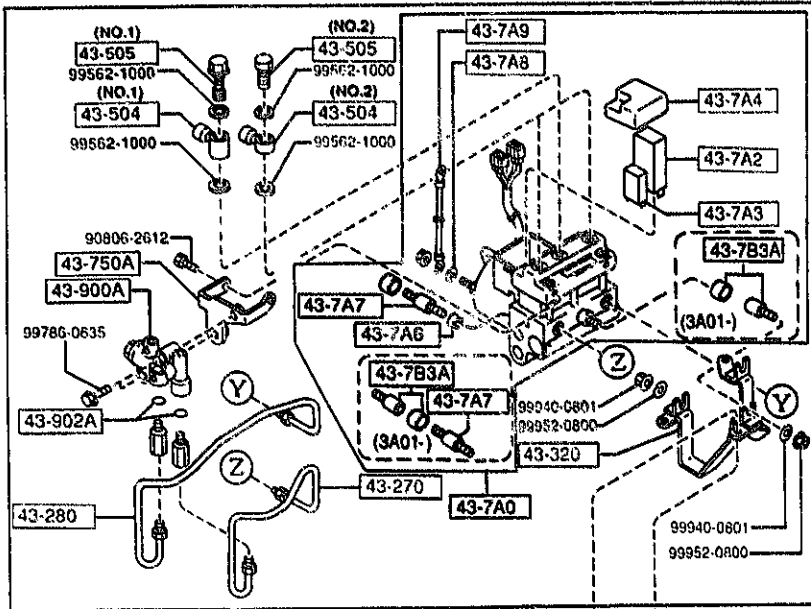
4360 BRAKE PIPINGS



(a)	(b)	(c)	(d)	(e)	(f)	(g)
45-920	45-921A	45-903G	45-964	43-635	45-919	45-914

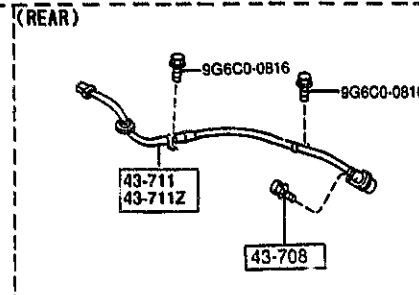
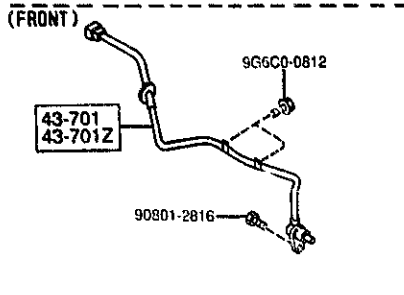
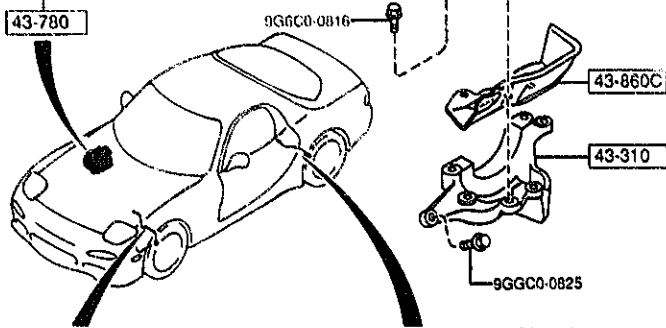
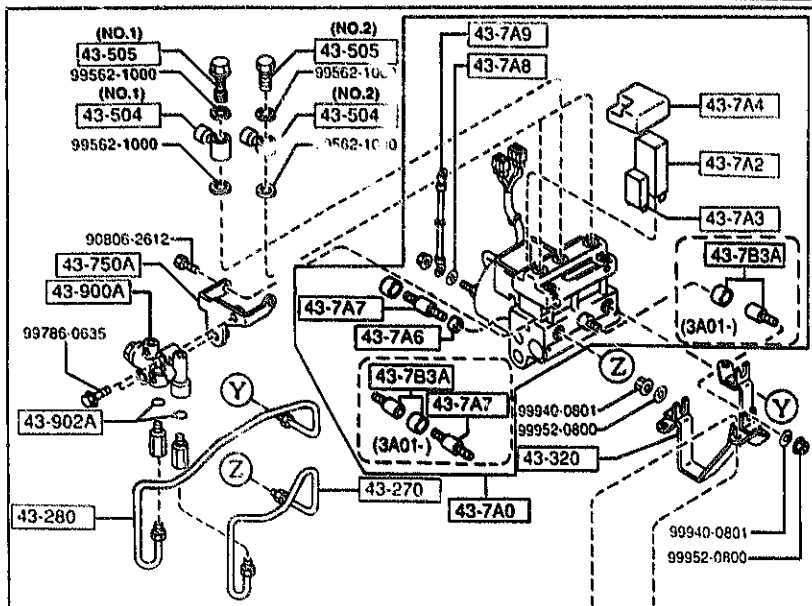
PART NO.	QTY	MODEL/RESTRICTION	MODEL/RESTRICTION	MODEL/RESTRICTION	FROM-TO
CONT'D 8001-43-694A	2				
43-710		PIPE(R), BRAKE-FRONT			
FD01-43-710A	1				
43-720A		PIPE(L), BRAKE-FRONT			
FD01-43-720A	1				
43-810		HOSE, FLEXIBLE			
FD01-43-810A	2				
43-853		JOINT, PIPE			
F100-43-85X	1	(ILLUST. NO.1)			
3455-43-853	1	(ILLUST. NO.2)			
43-86X		BRACKET, HOSE			
FD01-43-86XB	1	(ILLUST. NO.1)			
FD01-43-87XA	1	(ILLUST. NO.2)			
43-86Y		BRACKET, HOSE			
FD01-43-86YB	1	(ILLUST. NO.1)			
FD01-43-87YA	1	(ILLUST. NO.2)			
43-980		HOSE, FLEXIBLE			
FD01-43-980B	2				
45-250		PIPE, BRAKE-FRT			
FD01-45-33XC	1				
45-280		PIPE(R), BRAKE-FRONT			
FD01-45-280C	1				
45-320		PIPE(L), BRAKE-FRONT			
FD01-45-320D	1				
45-36Z		JOINT, FUEL PIPE			
FD01-45-36ZA	1				
45-360A		PIPE, BRAKE-REAR			
FD01-45-36XA	1	(ILLUST. NO.1)			

4370 ANTILOCK BRAKE SYSTEM



PART NO.	QTY	MODEL/RESTRICTION	MODEL/RESTRICTION	MODEL/RESTRICTION	FROM-TO
43-270		PIPE NO.3, BRAKE-A. B.			
FD04-43-270B	1				
43-280		PIPE NO.4, BRAKE-A. B.			
FD04-43-280D	1				
43-310		BRACKET NO 1, A. B. S.			
FD04-43-311B	1				
43-320		BRACKET NO 2, A. B. S.			
FD04-43-320D	1				
43-504		JOINT, PIPE			
FD04-43-504	1	(ILLUST. NO.1)			
W023-43-504	2	(ILLUST. NO.2)			
43-505		BOLT, CONNECTOR			
FD04-43-505	1	(ILLUST. NO.1)			
W023-43-505	2	(ILLUST. NO.2)			
43-7A0		HYDRAULIC UNIT, A B S			
FD04-43-7A0D	1				
43-7A2		RELAY, MOTOR-HYD. UNI			
NA23-43-7A2	1				
43-7A3		RELAY, VALVE-HYD. UNI			
NA23-43-7A3	1				
43-7A4		COVER *L*, HYDRAULIC U			
NA23-43-7A4	1	NIT			
43-7A6		RUBBER, MOUNT-HYD. UN			
NA23-43-7A6	1	IT			- 3A01
43-7A7		STUD, HEX-HYD. UNIT			
NA23-43-7A7	1				
43-7A8		WASHER, HYD. UNIT			
NA23-43-7A8	1				
3A01 FD333K-300888					

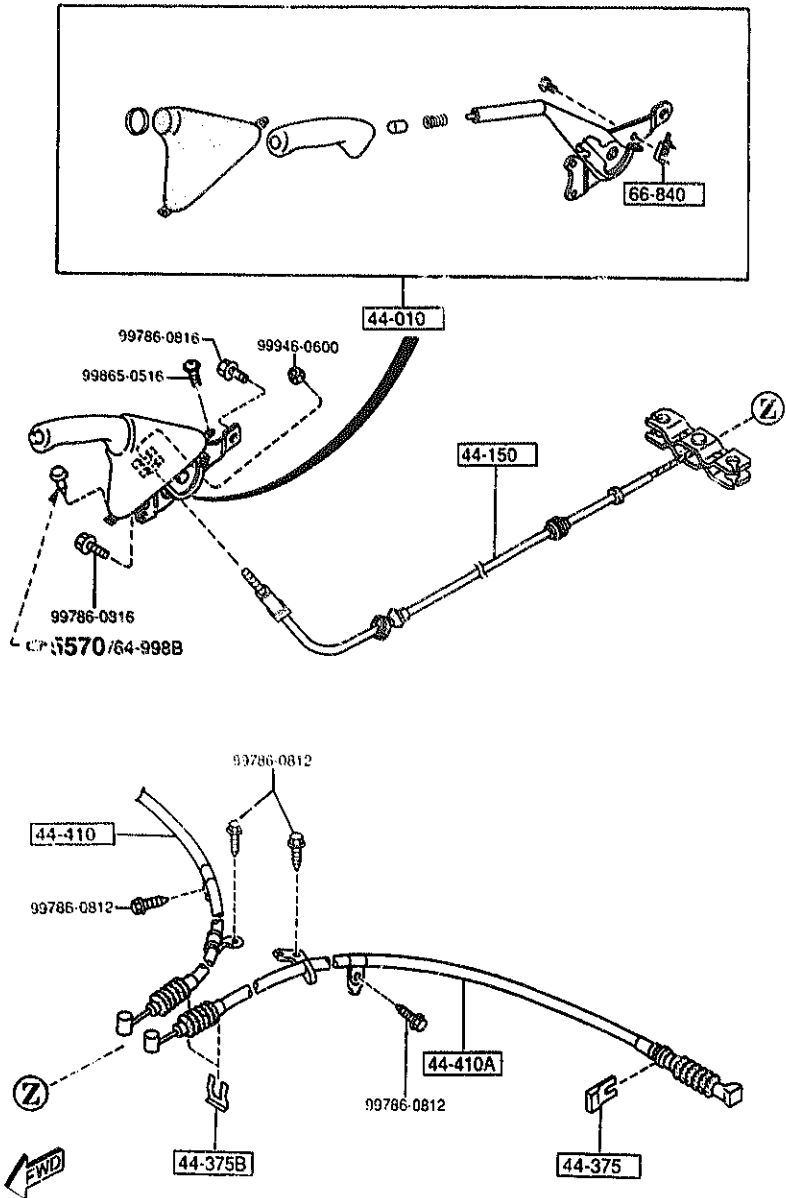
4370 ANTILOCK BRAKE SYSTEM



PART NO.	QTY	MODEL/RESTRICTION	MODEL/RESTRICTION	MODEL/RESTRICTION	FROM TO
43-7A9		WIRE, EARTH-HYD. UNIT			
FD04-43-7A9A	1				
43-7B3A		CASING, HYDRAULIC UNIT			
NA23-43-7B3	3				3A01-
43-701		SENSOR(R), FRT-A. B. S.			
FD05-43-70XB	1				
43-701Z		SENSOR(L), FRT-A. B. S.			
FD05-43-73XC	1				
43-708		BOLT, REAR SENSOR			
FD51-43-708A	2				
43-711		SENSOR(R), RR A. B. S.			
FD04-43-71YC	1				
43-711Z		SENSOR(L), RR-A. B. S.			
FD04-43-72YC	1				
43-750A		HOLDER, P. B. VALVE			
FD01-43-750C	1				
43-780		ANTILOCK BRAKE			
FD04-43-780F	1				
43-860C		INSULATOR, MASTER VAC			
FD01-43-860E	1				
43-900A		VALVE, P. B.			
FD04-43-920	1				
43-902A		RING 'O'			
NA17-43-902	2				
3A01 FD333*-300888					

4400 -1 * PARKING BRAKE SYSTEM

4400 PARKING BRAKE SYSTEM



PART NO.	QTY	MODEL/RESTRICTION	MODEL/RESTRICTION	MODEL/RESTRICTION	FROM TO
44-010		LEVER, PARKING BRAKE			
FD01-44-010G	1				
44-150		CABLE, PARKING-FRT			
FD01-44-150	1				
44-375		CLIP, PARKING CABLE			
GA2B-44-375A	2	CHUOHATSUJD			
44-375B		CLIP			
0118-44-375	2				
44-410		CABLE(R), R.-PARK.			
FD01-44-410	1				-3901
A (FD01-44-410A)					
FD01-44-410A	1				3901-
44-410A		CABLE(L), R.-PARK.			
FD01-44-420A	1				-3917
A (FD01-44-420B)					
FD01-44-420B	1				3913-
66-840		SWITCH, PARKING LAMP			
FD01-66-450	1				
3901 FD333*-300438					
3913 FD333*-300537					

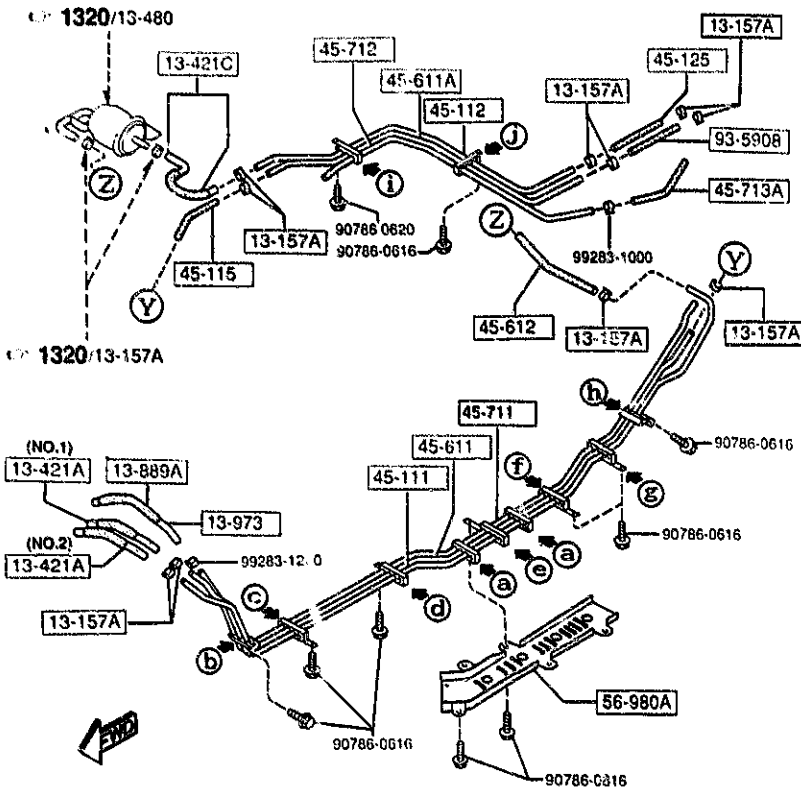
AUFA05

CAT. AUFA05-03

1995-03

4500 FUEL PIPINGS

4500 -1 FUEL PIPINGS



1320/13-157A

(NO.1)
13-421A 13-889A

(NO.2)
13-421A

(a) 45-911C	(b) 45-910E	(c) 45-920A	(d) 45-930	(e) 45-940	(f) 45-91X
(g) 45-960A	(h) 45-990	(i) 45-970	(j) 45-963		

PART NO.	QTY	MODEL/RESTRICTION	MODEL/RESTRICTION	MODEL/RESTRICTION	FROM-TO
13-157A		CLIP			
8574-13-157	10				
13-421A		HOSE, FUEL MAIN			
N3A1-13-421	1	(ILLUST. NO.1)			
N3A2-13-421	1	(ILLUST. NO.2)			
13-421C		HOSE, FUEL			
N3A1-13-410	1				
13-889A		PROTECTOR			
N3A2-13-889A	1				
13-973		HOSE, DRAIN			
N3A2-13-971A	1				
45-111		PIPE, FUEL-MAIN			
FD01-45-111	1				
45-112		PIPE, FUEL-MAIN			
FD01-45-112	1				
45-115		HOSE, FUEL-MAIN PIPE			
FD01-45-115B	1				
45-125		HOSE, FUEL			
99359-0815	1				
45-611		PIPE, FUEL-RETURN			
FD01-45-611A	1				
45-611A		PIPE, FUEL-RETURN			
FD01-45-612	1				
45-612		HOSE, FUEL			
99359-0819	1				
45-711		PIPE, EVAPORATION			
FD01-45-711	1				

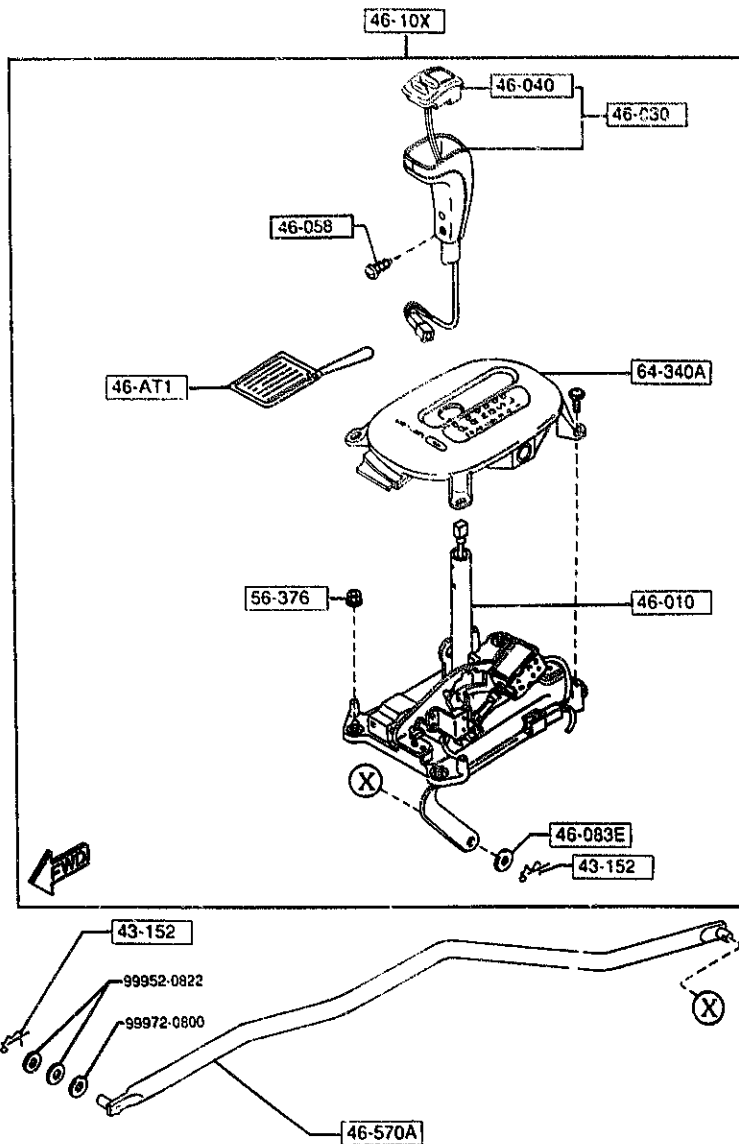
AUFA05

CAT. AUFA05-03

1995-03

4600 CHANGE CONTROL SYSTEM
(AT)

4600 -1 * CHANGE CONTROL SYSTEM
(AT)



PART NO.	QTY	MODEL/RESTRICTION	MODEL/RESTRICTION	MODEL/RESTRICTION	FROM-TO
43-152		PIN, SNAP			
FB02-43-152A	2				
46-AT1		TAG, CAUTION-CHANGE			
FD02-46-AT1	1				
46-010		LEVER, SELECT			
FD02-46-100C	1				
46-030		KNOB, CHANGE LEVER			
FD02-46-030	1				
46-040		SWITCH, OVER DRIVE CONTROL			
FC07-46-040A	1				
46-058		SCREW, CHANGE LEVER KNOB			
FD02-46-058	2				
46-083E		WASHER			
J001-46-051	1				
46-10X		CHANGE COMPLETE			
FD02-46-10XE	1				
46-570A		ROD, SELECTOR-REAR			
FD02-46-570A	1				
56-376		NUT, SELF LOCK			
B001-56-376	4				
64-340A		INDICATOR			
FD02-64-350D	1				

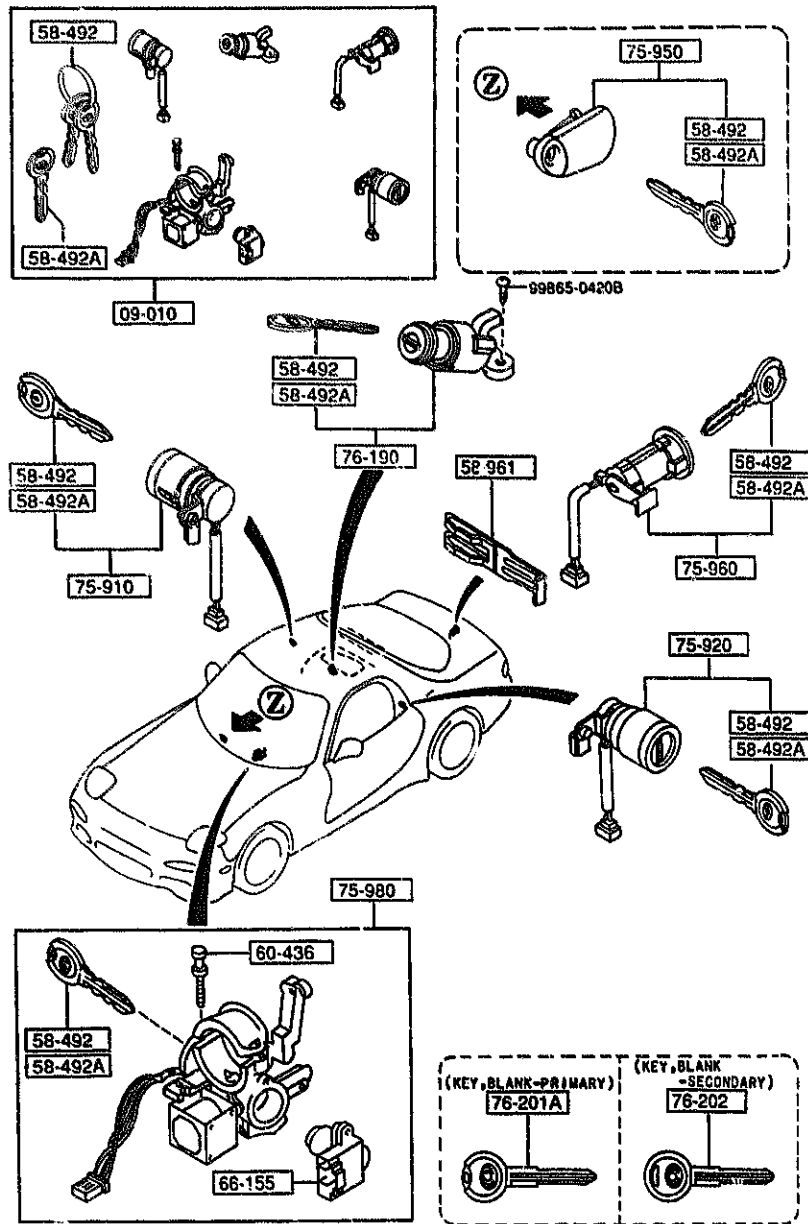
AUFA05

CAT. AUFA05-03

1995-03

0900 -1 KEY SETS

0900 KEY SETS



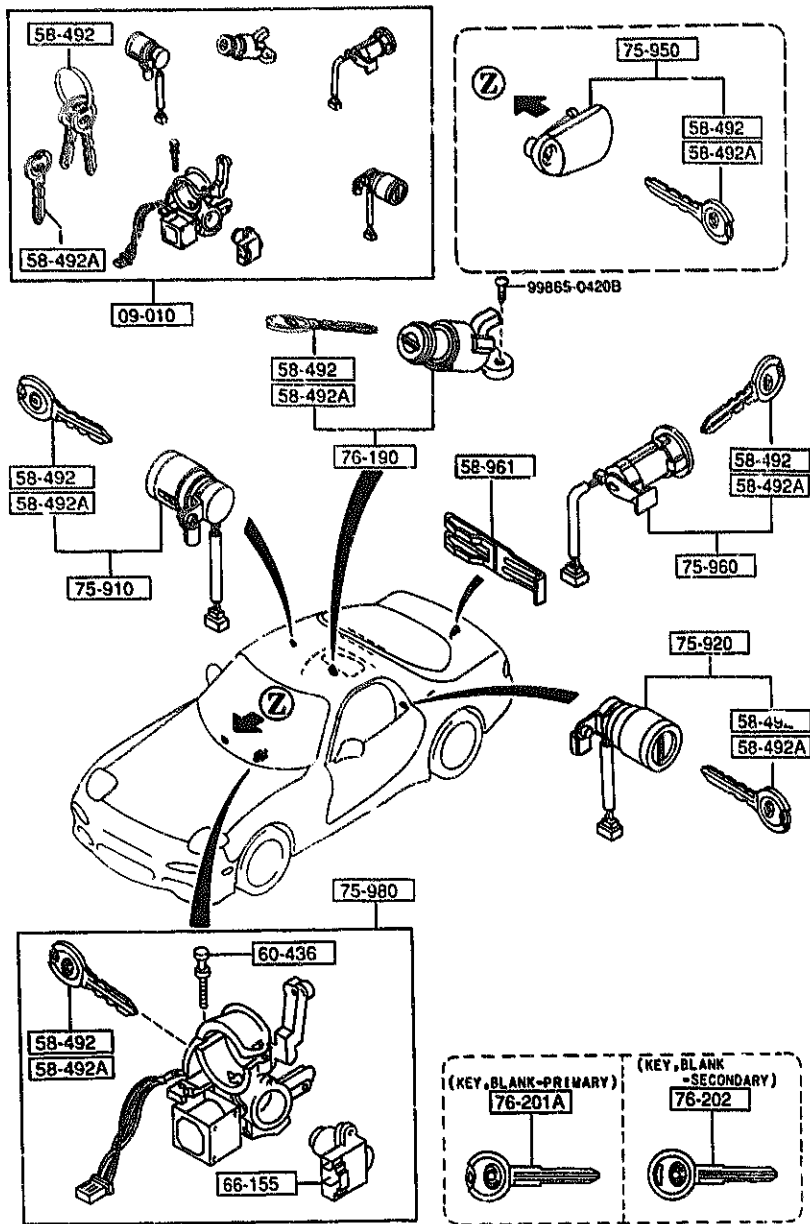
PART NO.	QTY	MODEL/RESTRICTION	MODEL/RESTRICTION	MODEL/RESTRICTION	FROM-TO
09-010		KEY SET			
FD15-09-010B	1	(MT)			
FD17-09-010B	1	(AT)			
58-492		KEY, PRIMARY			
FD01-58-492	2	KEY NO. IS REQUIRED			
58-492A		KEY, SECONDARY			
FD01-58-493	1	KEY NO. IS REQUIRED			
58-961		FASTENER, KEY CYL.			
BJ21-56-902A	1				
60-436		BOLT, SET			
H043-66-154	2				
66-155		SWITCH, IGNITION			
FD01-66-151	1				
75-910		KEY SUB SET(R), DOOR			
FD01-76-210B	1				
75-920		KEY SUB SET(L), DOOR			
FD01-76-220B	1				
75-950		KEY SUB SET, GLOVE			
FD15-76-250	1				
75-960		KEY SUB SET, LIFT GATE			
FD01-76-260	1				
75-980		KEY SUB SET, IG. SWICH			
FD01-76-290	1	(MT)			
FD02-76-290	1	(AT)			
76-190		KEY SUB SET, STOWAGE			
FD01-76-190	1				
76-201A		KEY, BLANK-PRIMARY			

AUFA05

CAT. AUFA05-03

1995-03

0900 KEY SETS



PART NO.	QTY	MODEL/RESTRICTION	MODEL/RESTRICTION	MODEL/RESTRICTION	FROM TO
CONT'D FD01-76-201	1				
76-202		KEY, BLANK-SECONDARY			
FD01-76-202	1				

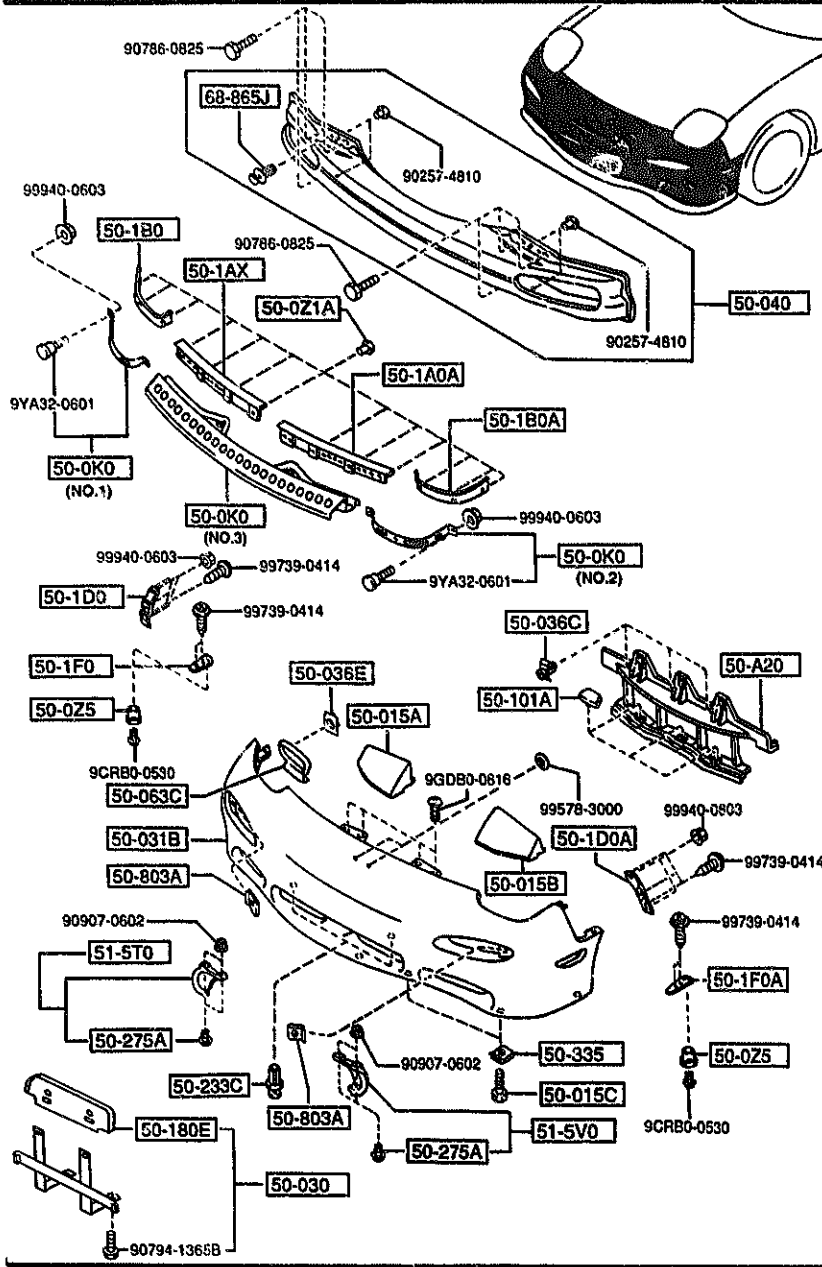
AUFA05

CAY AUFA05-03

1995-03

5000 -1 FRONT BUMPER

5000 FRONT BUMPER



AUFA05

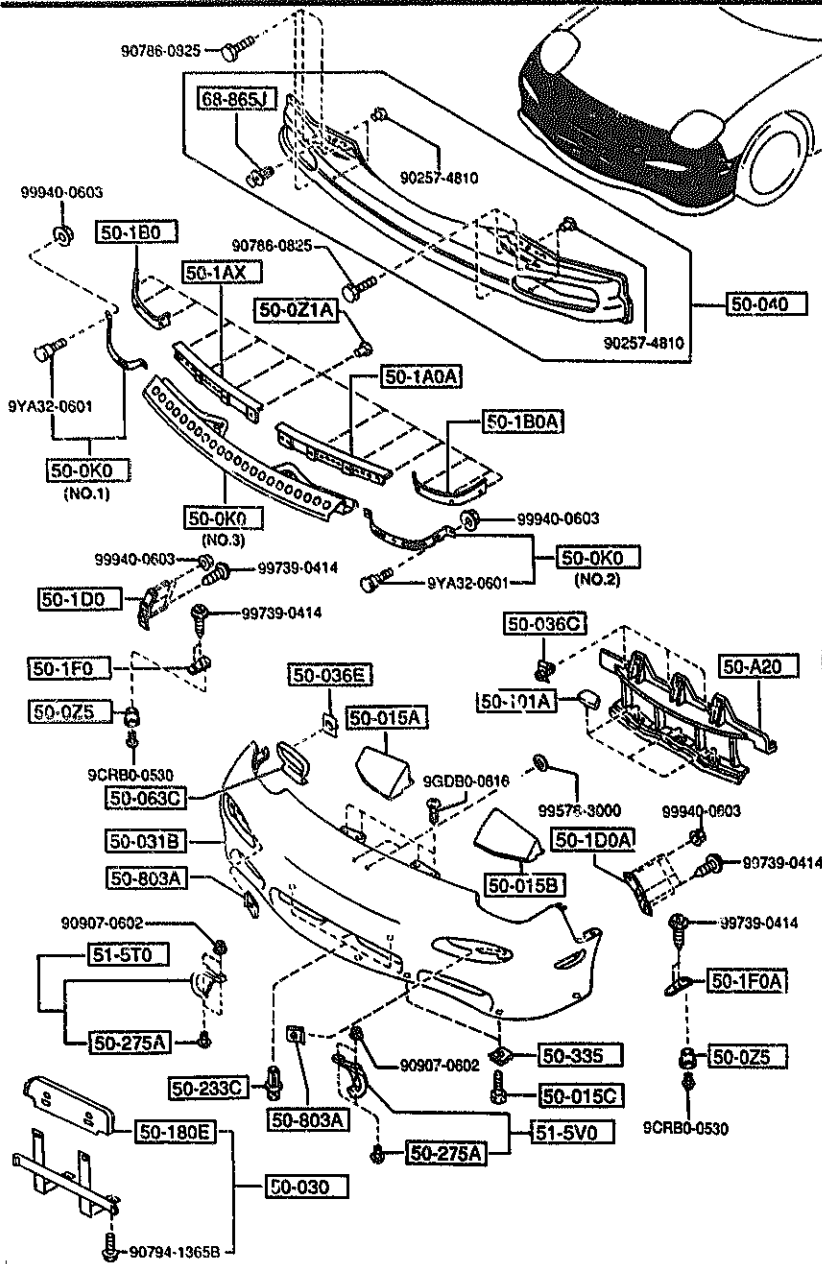
PAF NO.	QTY	MODEL/RESTRICTION	MODEL/RESTRICTION	MODEL/RESTRICTION	FROM-TO
50-A20		GUIDE, AIR			
FD01-50-A21	1				
50-0K0		RETAINER, FASCIA			
FD01-50-0KXA	1	(ILLUST. NO.1)			
FD01-50-0K0A	1	(ILLUST. NO.2)			
FD01-50-0K1B	1	(ILLUST. NO.3)			
50-0Z1A		RIVET, BLIND			
BR70-50-0Z1	13				
50-0Z5		GROMMET, SCREW			
FD01-50-0Z5	2				
50-015A		SPACER			
FD01-50-CR0	1				
50-015B		SPACER			
FD01-50-CS0	1				
50-015C		BOLT			
BR70-50-0Z2	4				
50-030		HOLDER, NO. PLATE			
FD01-50-170B	1				
50-031B		FACE, FRONT BUMPER			
FD01-50-031C	1	PAINT TO MATCH			
50-036C		FASTENER			
BF67-50-033	3				
50-036E		CLIP			
GJ21-50-049	2	((MT))>(NOR. SUSP)			
50-040		REINFORCEMENT, BUMPER			
FD01-50-070B	1				
50-063C		COVER(R), BUMPER			
FD01-51-365	1	((MT))>(NOR. SUSP)			

CAT. AUFA05-03

1995-03

5000 -3 * FRONT BUMPER

5000 FRONT BUMPER



AUFA05

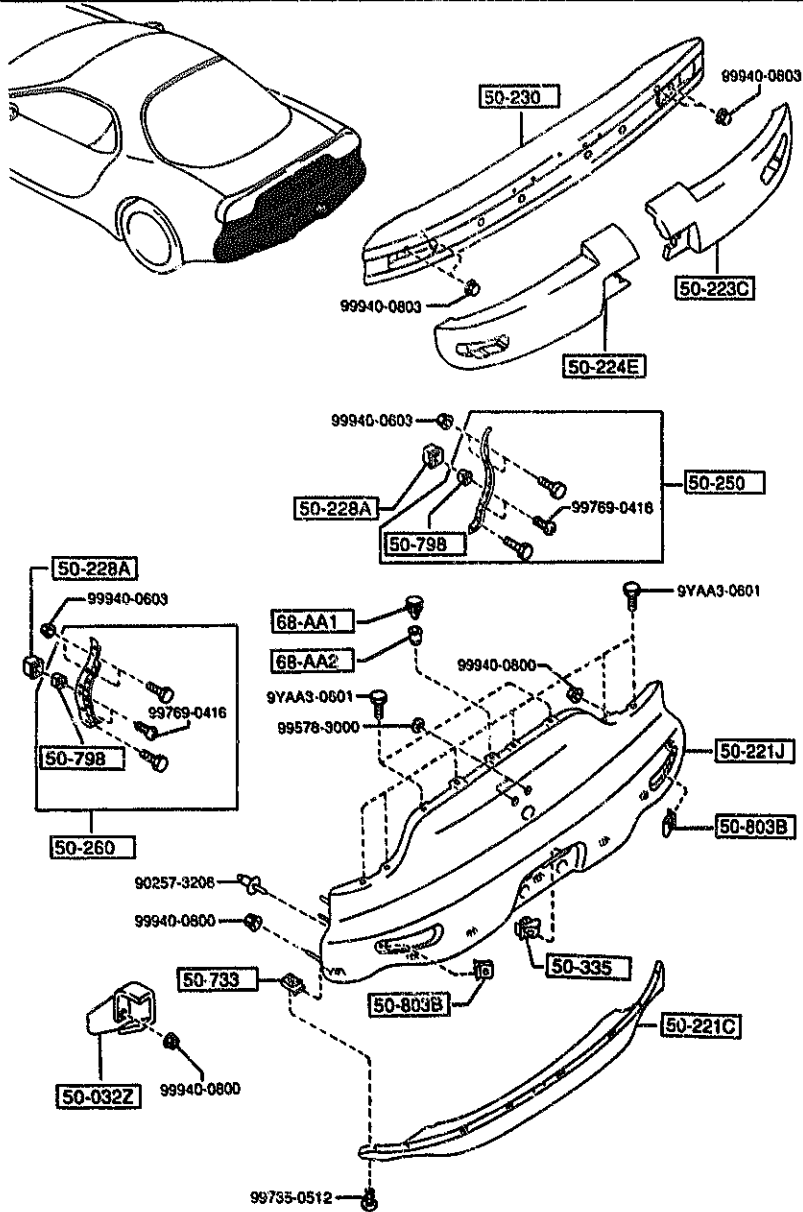
PART NO.	QTY	MODEL/RESTRICTION	MODEL/RESTRICTION	MODEL/RESTRICTION	FROM-TO
CONT'D G158-50-803	2				
↑ 51-5T0 ↓ FD01-51-5T0	1	COVER(R), BUMPER (W/O SUN-RF) (STEEL SUN-RF)			
↑ 51-5V0 ↓ FD01-51-5V0	1	COVER(L), BUMPER (W/O SUN-RF) (STEEL SUN-RF)			
↑ 68-865J ↓ B103-68-865	1	FASTENER, TRK. S. TRIM			

CAT. AUFA05-03

1995-03

2-G10

5010 REAR BUMPER



5010 -1 REAR BUMPER

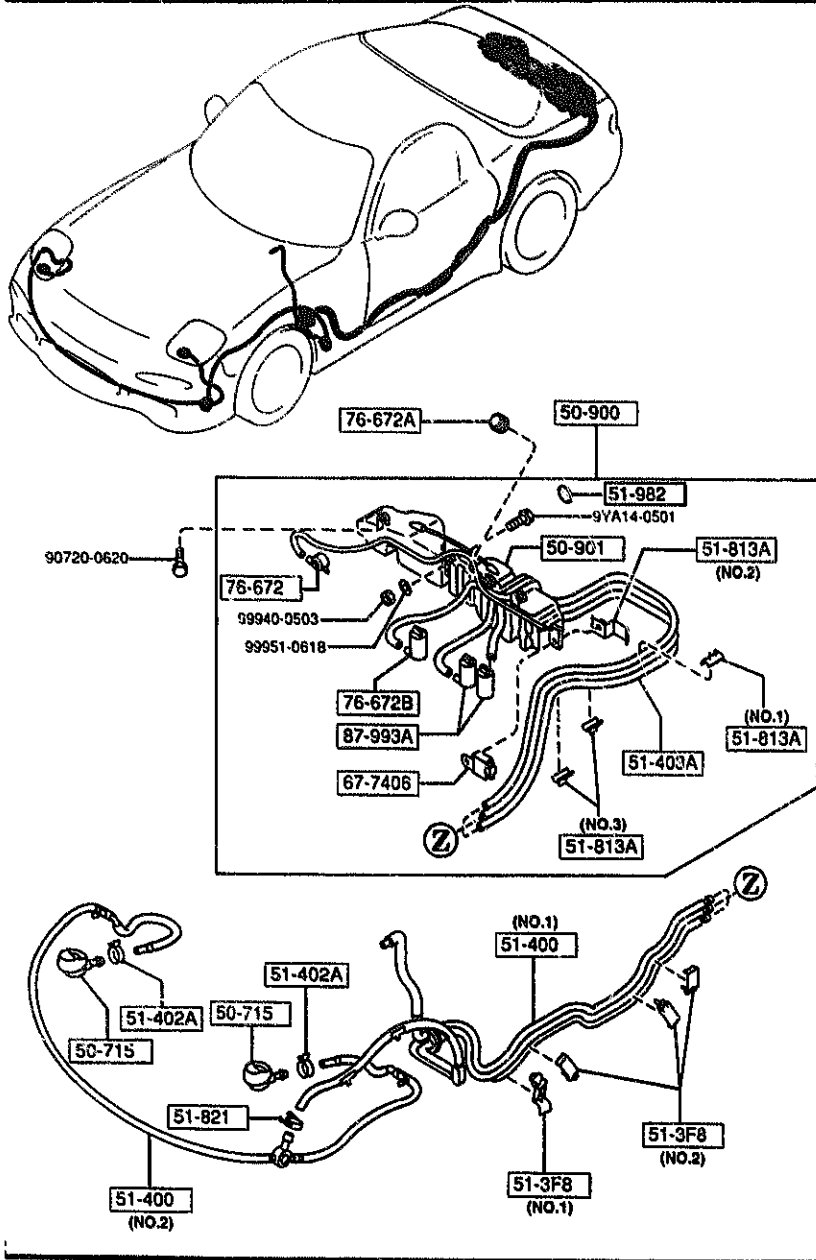
PART NO.	QTY	MODEL/RESTRICTION	MODEL/RESTRICTION	MODEL/RESTRICTION	FROM-TO
50-032Z		PROTECTOR(L)			
FD01-50-1J1	1				
50-221C		BUMPER, REAR LOWER			
FD01-50-231A	1	PAINT TO MATCH			
50-221J		BUMPER, REAR			
FD01-50-221B	1	PAINT TO MATCH			
50-223C		FOAM(R), ENGY. ABS. -RR BUMP			
FD07-50-31X	1				
50-224E		FOAM(L), ENGY. ABS. -RR BUMP			
FD07-50-31Y	1				
50-228A		GROMMET			
FD01-50-AF5	4				
50-230		REINFORCEMENT, BUMPER			
FD01-50-260A	1				
50-250		BRACKET(R), RR. BUMPER			
FD01-50-3A0	1				
50-260		BRACKET(L), RR. BUMPER			
FD01-50-3B0	1				
50-335		NUT, CLIP			
FB01-50-133C	2				
50-733		NUT, SPRING-AIR DAM SKIRT			
FB01-50-733	7				
50-798		SCREW, GROMMET			
FD01-50-799	4				
50-803B		NUT, SPRING			
FD01-50-803	2				

AUFA05

CAT. AUFA05-03

1995-03

5020 HEAD LAMP CLEANER
(SUN ROOF)



AUFA05

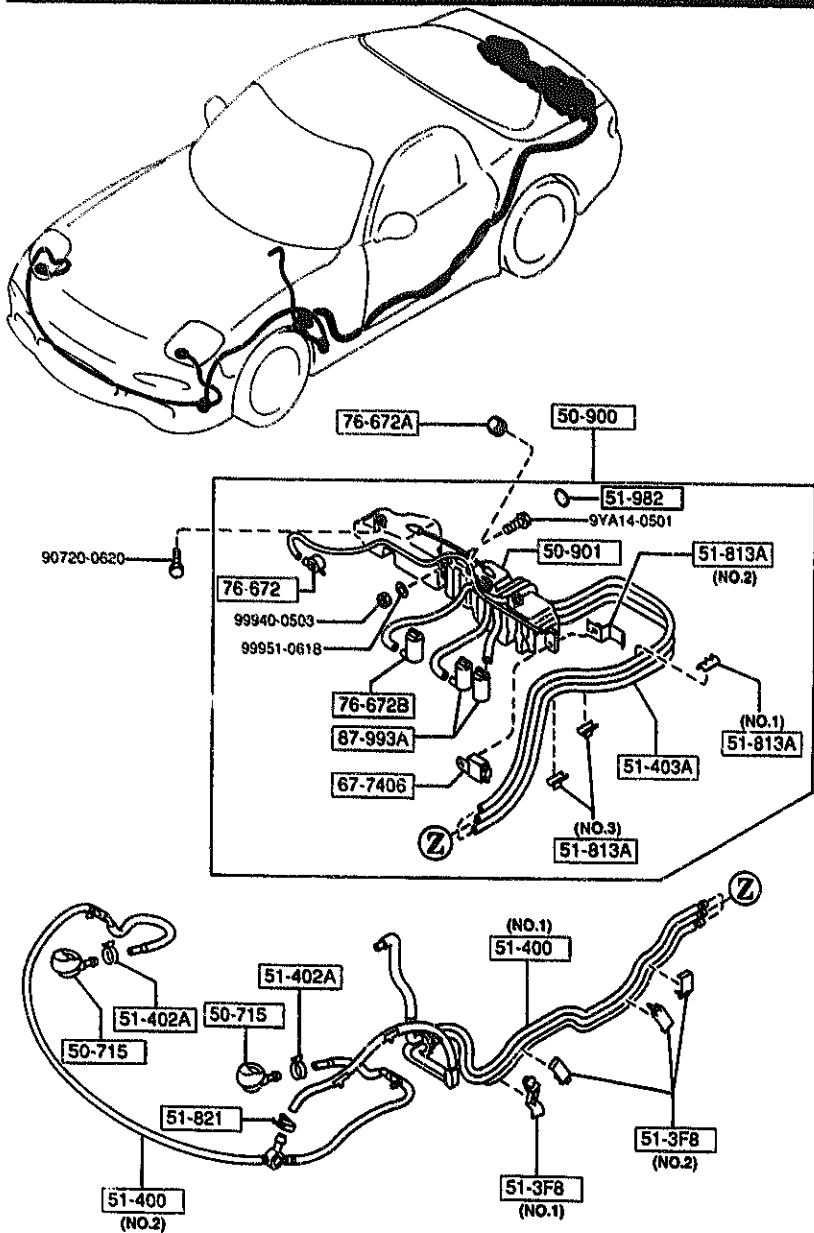
5020 -1 HEAD LAMP CLEANER
(SUN ROOF)

PART NO.	QTY	MODEL/RESTRICTION	MODEL/RESTRICTION	MODEL/RESTRICTION	FROM-TO
50-715		NOZZLE, WASHER			
FD13-51-820	2				
50-900		TANK & MOTOR, WASHER			
FD07-51-810F	1				
50-901		TANK, WASHER			
FD07-51-812B	1				
51-3F8		HOLDER			
FD07-51-3F8	1	(ILLUST. NO.1)			
FD09-51-3F8A	3	(ILLUST. NO.2)			
51-400		PIPE, H/L CLEANER			
FD07-51-40XB	1	(ILLUST. NO.1)			
FD07-51-400B	1	(ILLUST. NO.2)			
51-402A		CLIP			
3972-51-402	2				
51-403A		PIPE			
FD07-51-403A	1				
51-813A		HOLDER, MOTOR-H.L. CLEANER			
FD07-51-813A	1	(ILLUST. NO.1)			
FD08-51-813A	1	(ILLUST. NO.2)			
FD09-51-813	2	(ILLUST. NO.3)			
51-821		CLIP			
BD63-51-821	1				
51-982		PROTECTOR			
FD07-51-982	1				
67-7406		RELAY & BRACKET, NORMAL OP 30A			
H280-67-740	1				
76-672		PUMP, WASHER			
8532-76-672	1				

CAT. AUFA05-03

1995-03

5020 HEAD LAMP CLEANER
(SUN ROOF)



AUFA05

5020 -2 * HEAD LAMP CLEANER
(SUN ROOF)

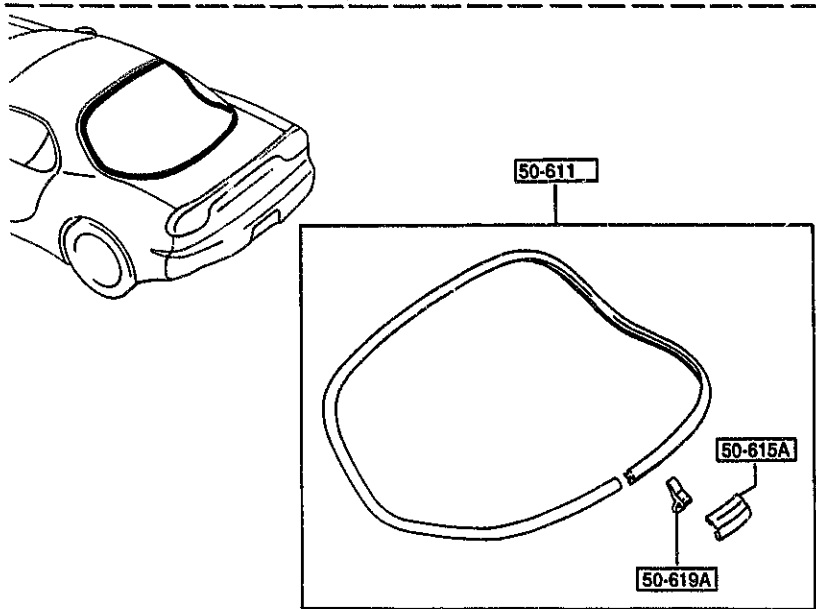
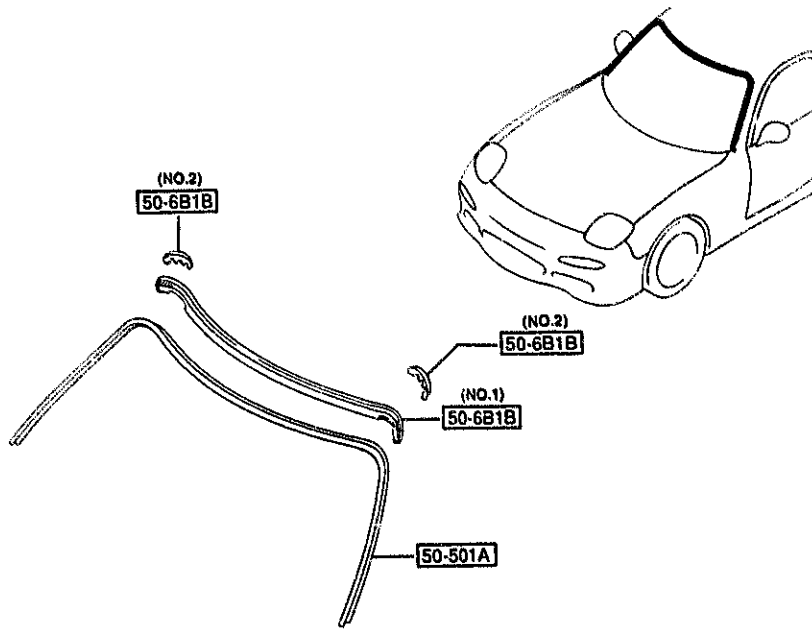
PART NO.	QTY	MODEL/RESTRICTION	MODEL/RESTRICTION	MODEL/RESTRICTION	FROM-TO
76-672A		CAP, TANK			
FD02-67-483	1				
76-672B		PUMP, WASHER			
FD01-67-482	1				
87-993A		PUMP KIT			
FD13-51-811	2				

CAT. AUFA05-03

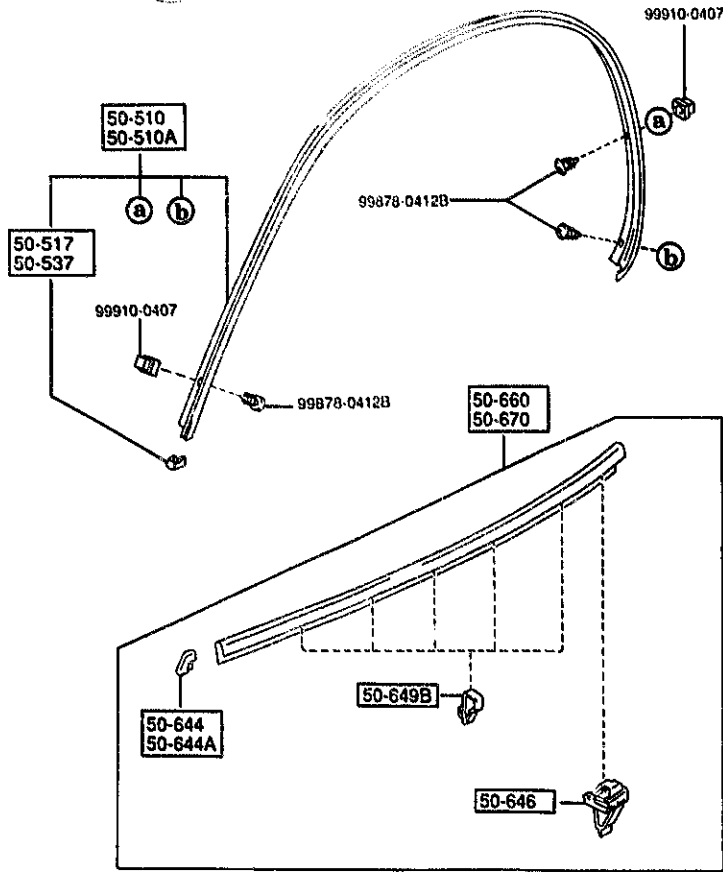
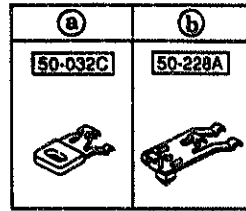

1995-03

2-K10

5030 WINDOW MOULDINGS

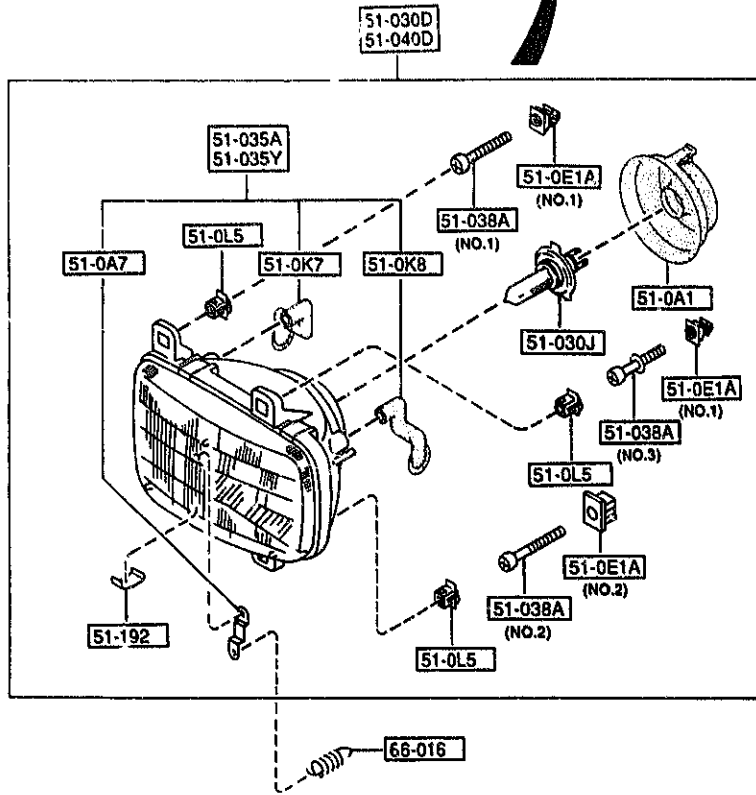
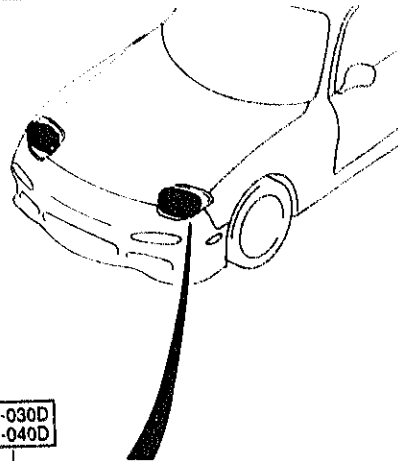


PART NO.	QTY	MODEL/RESTRICTION	MODEL/RESTRICTION	MODEL/RESTRICTION	FROM-TO
50-501A FD01-50-6AXB	1	MOULD(UP),FRT.WINDOW			
50-6B1B NA01-50-6B1	1	PROTR,MOULD-FRT WIND OW (ILLUST. NO.1)			
50-6B1B NA01-50-6B2	2	(ILLUST. NO.2)			
50-611 FD01-50-600B	1	MOULD,RR.WINDOW			
50-615A FD01-50-615	1	JOINT,BACK WINDOW MO ULD			
50-619A FD01-50-619A	1	CLIP,RR.WINDOW MOULD			



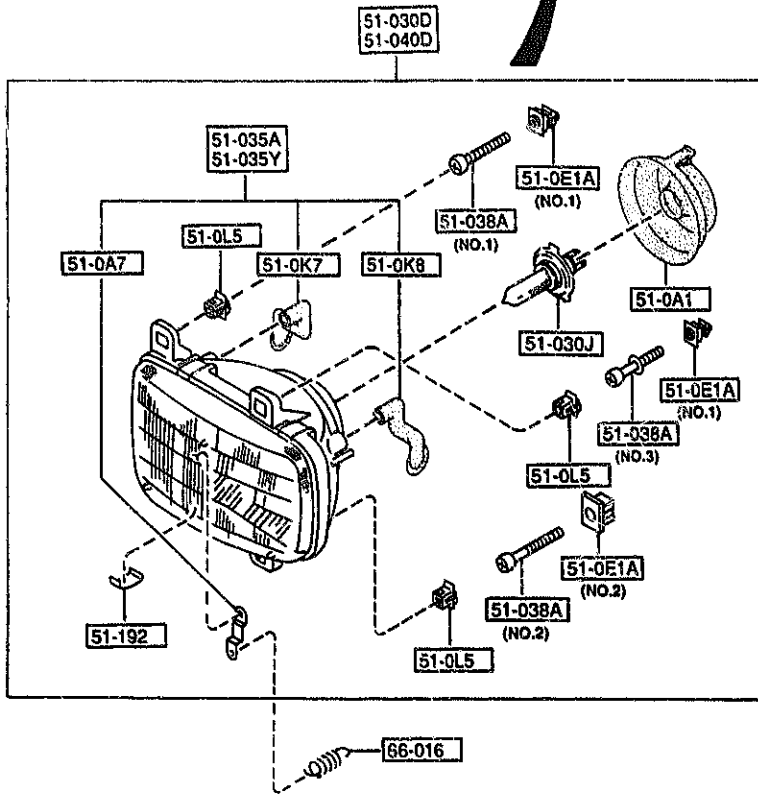
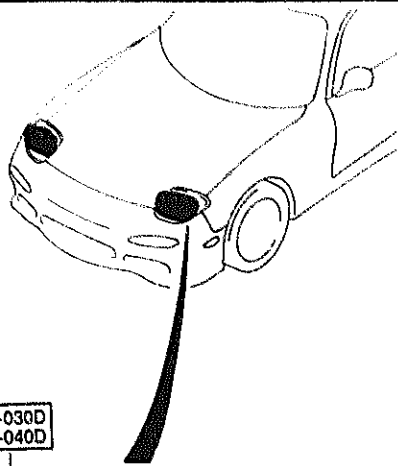
PART NO.	QTY	MODEL/RESTRICTION	MODEL/RESTRICTION	MODEL/RESTRICTION	FROM-TO
50-032C		GROMMET			
*FD01-50-538A	2				
50-228A		GROMMET			
*FD01-50-539A	2				
50-510		MOULD(R), DRIP			
FD01-50-510E	1				
50-510A		MOULD(L), DRIP			
FD01-50-530E	1				
50-517		PROTECTOR(R), DRIP ML DG			
FD01-50-516A	1				
50-537		PROTECTOR(L), DRIP ML DG			
FD01-50-536A	1				
50-644		PROTECTOR'A'(R), BELT LINE			
FD01-50-644A	1				
50-644A		PROTECTOR'A'(L), BELT LINE			
FD01-50-654A	2				
50-646		CLIP, BELTLINE MOULD			
FD01-50-646B	2				
50-649B		CLIP'A', BELTLINE MOULD			
FD01-50-649A	10				
50-660		MOULD(R), BELTLINE			
FD01-50-640D	1				
50-670		MOULD(L), BELTLINE			
FD01-50-650D	1				

5100 HEAD LAMPS



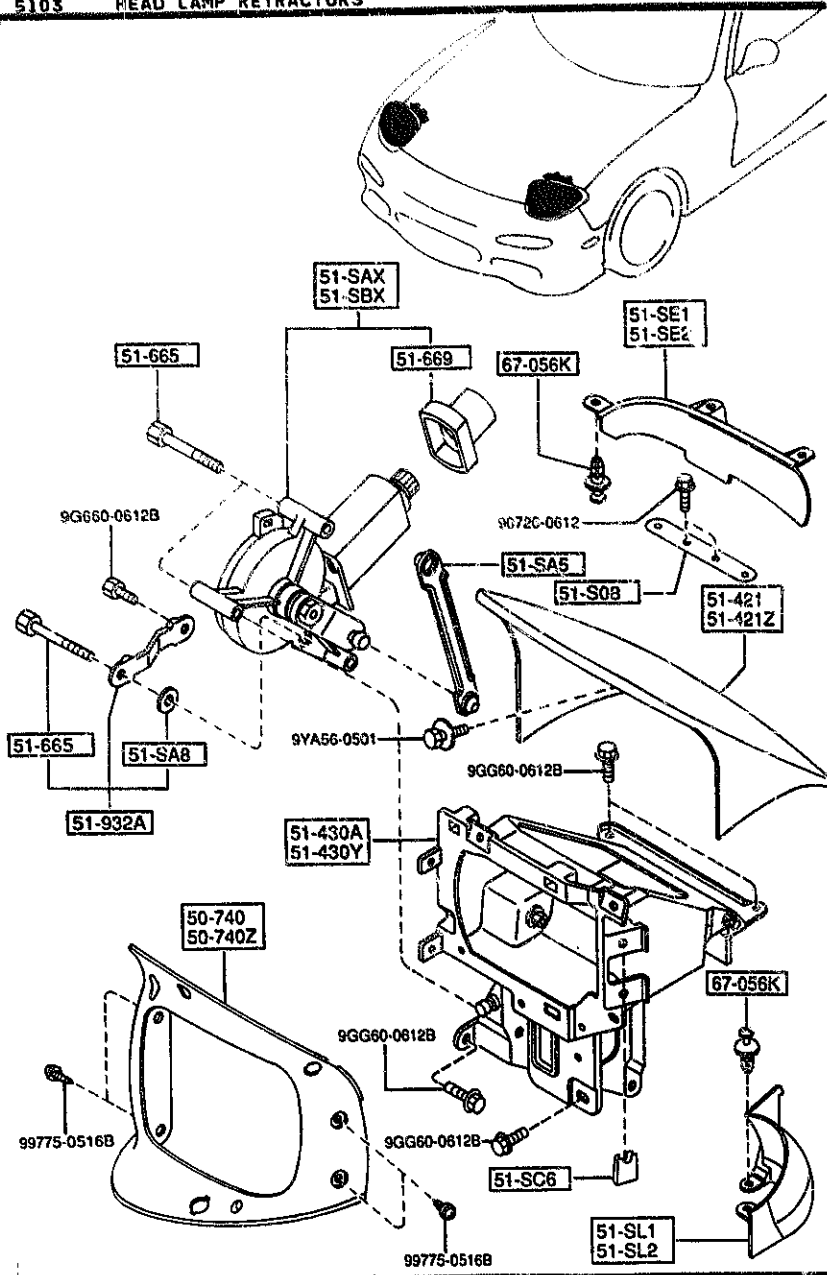
PART NO.	QTY	MODEL/RESTRICTION	MODEL/RESTRICTION	MODEL/RESTRICTION	FROM TO
51-0A1		COVER, SOCKET-HEAD LAMP			
FD01-51-0A1	2				
51-0A7		BRACKET, HEAD LAMP			
FD01-51-0A7	2				
51-0E1A		FASTENER, LAMP			
BR70-51-0E1	4 (ILLUST. NO.1)				
FD01-51-0E1	2 (ILLUST. NO.2)				
51-0K7		TUBE, HEAD LAMP			
FD01-51-0K7	2				
51-0K8		TUBE, HEAD LAMP			
FD01-51-0K8	2				
51-0L5		BEARING, HEAD LAMP			
FD01-51-0L5	6				
51-030D		LAMP(R), HEAD			
FD01-51-030D	1				
51-030J		BULB			
99703-8605	2	12V 60/55W			
51-035A		UNIT(R), HEAD LAMP			
FD01-51-0K0D	1				
51-035Y		UNIT(L), HEAD LAMP			
FD01-51-0L0D	1				
51-038A		SCREW, ADJUST			
FD01-51-037	2 (ILLUST. NO.1)				
FD02-51-037	2 (ILLUST. NO.2)				
FD01-51-047	2 (ILLUST. NO.3)				
51-040D		LAMP(L), HEAD			
FR01-51-040D	1				

5100 HEAD LAMPS



PART NO.	QTY	MODEL/RESTRICTION	MODEL/RESTRICTION	MODEL/RESTRICTION	FROM-TO
51-192		CLTP			
B455-51-0A6	8				
66-016		SPRING, ADJUST			
FC42-51-036	2				

5103 HEAD LAMP RETRACTORS



PART NO.	QTY	MODEL/RESTRICTION	MODEL/RESTRICTION	MODEL/RESTRICTION	FROM-TO
50-740		BEZEL(R),LAMP			
FD01-50-741C	1				
50-740Z		BEZEL(L),LAMP			
FD01-50-751C	1				
51-SAX		MOTOR(R),RETRACTABLE HEAD			
FD01-51-SAXB	1				
51-SAS		ROD,RETRACTABLE			
FD01-51-SAS5	2				
51-SAB		WASHER			
NA01-51-SAB	2				
51-SBX		MOTOR(L),RETRACTABLE HEAD			
FD01-51-SBxB	1				
51-SC6		NUT,STOPPER-LAMP HINGE			
FD01-69-276A	6				
51-SE1		PROTECTOR(R),RETRACTABLE H/L			
FD01-51-SE1A	1				
51-SE2		PROTECTOR(L),RETRACTABLE H/L			
FD01-51-SE2A	1				
51-SL1		PROTECTOR(R),FENDER			
FD01-51-SL1A	1				
51-SL2		PROTECTOR(L),FENDER			
FD01-51-SL2A	1				
51-S08		PLATE,RETRACTABLE			
FD01-51-S08A	2				
51-421		LID(R),LAMP			
FDY2-51-SH1	1				
51-421Z		LID(L),LAMP			
FDY2-51-SH2	1				

AUFA05

-183-

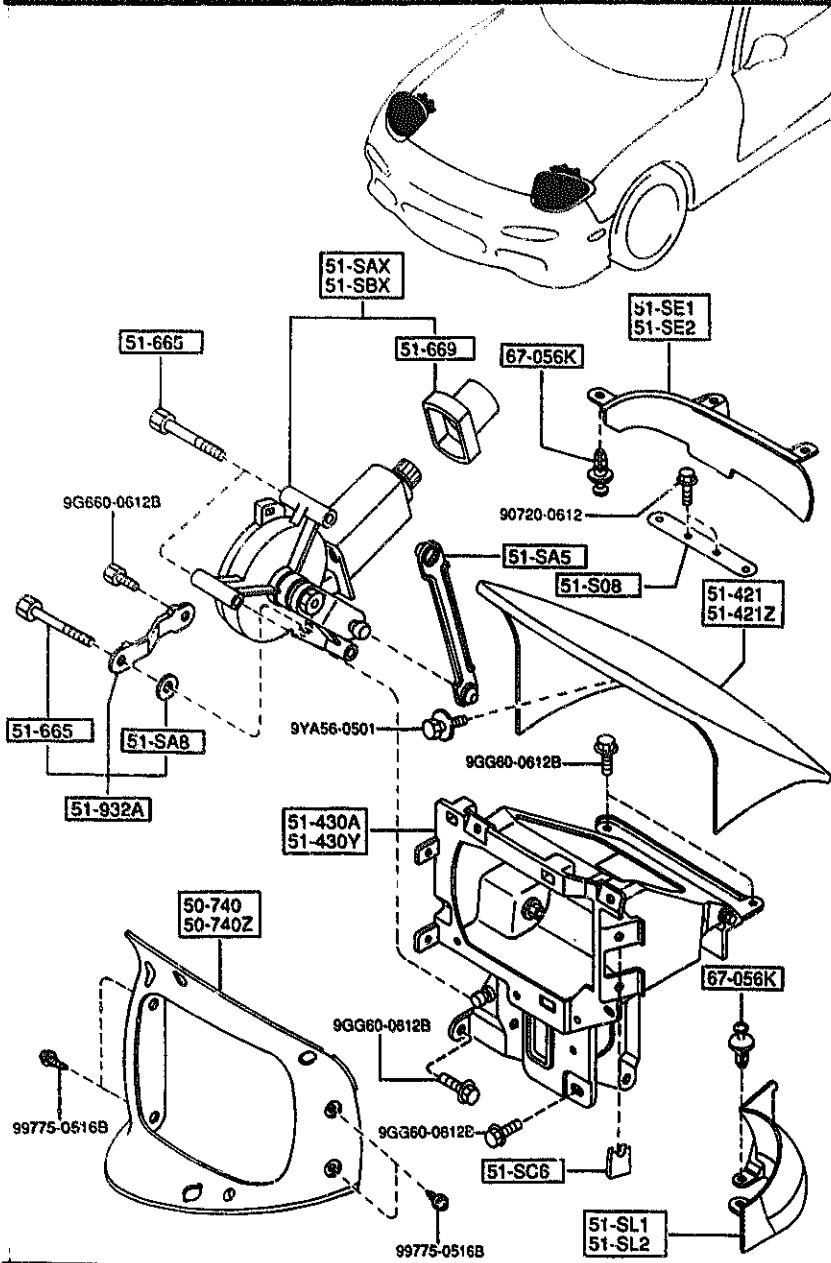
CAT. AUFA05-03

1995-03

2-D11

5103 -2 * HEAD LAMP RETRACTORS

5103 HEAD LAMP RETRACTORS



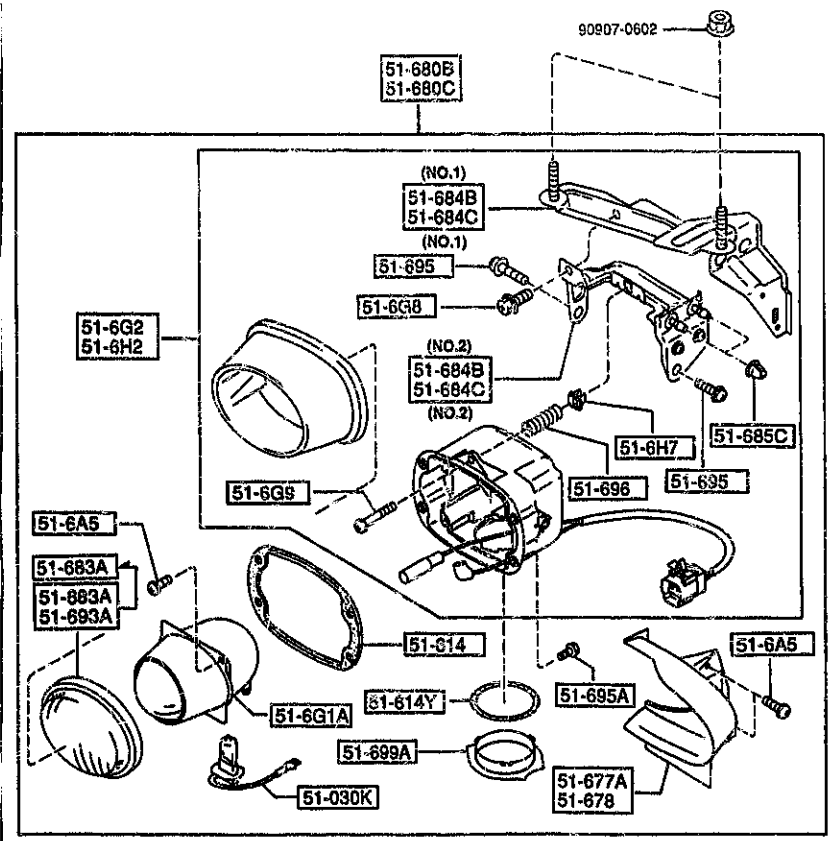
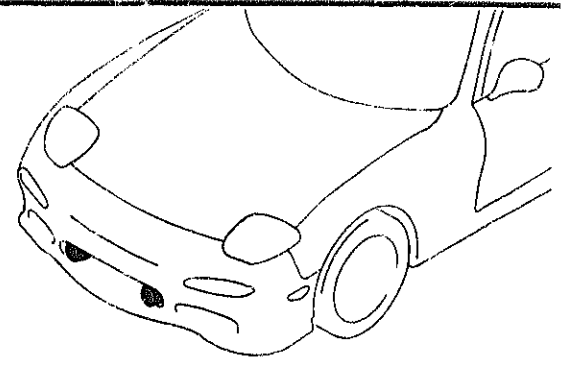
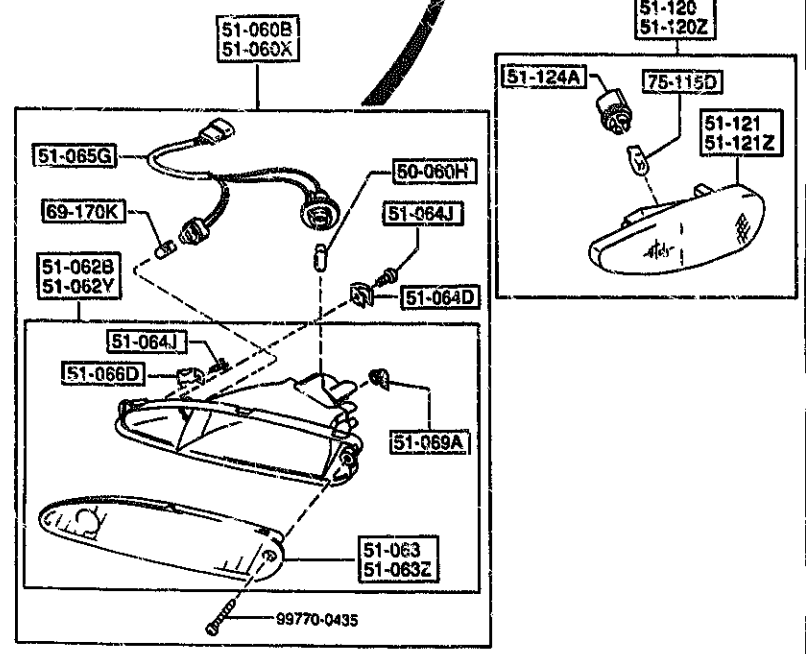
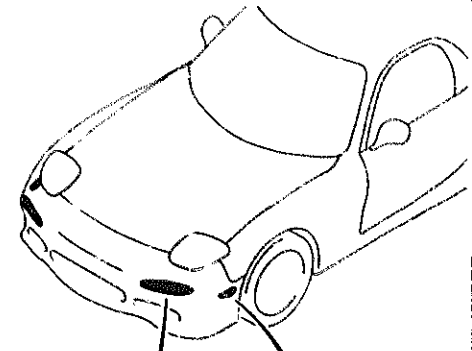
PART NO.	QTY	MODEL/RESTRICTION	MODEL/RESTRICTION	MODEL/RESTRICTION	FROM-TO
51-430A		HINGE(R), LID-LAMP			
FD01-51-SC0D	1				
51-430Y		HINGE(L), LID-LAMP			
FD01-51-SD0D	1				
51-665		BOLT, MOTOR-RETRACT H /LAMP			
FB01-51-665	6				
51-669		BOOT, MOTOR-RETRACT H /L			
NA01-51-669	2				
51-932A		BRACKET, MOTOR			
FD01-51-S1V	2				
67-056K		RIVET			
UB39-50-795	10				

AUFA05

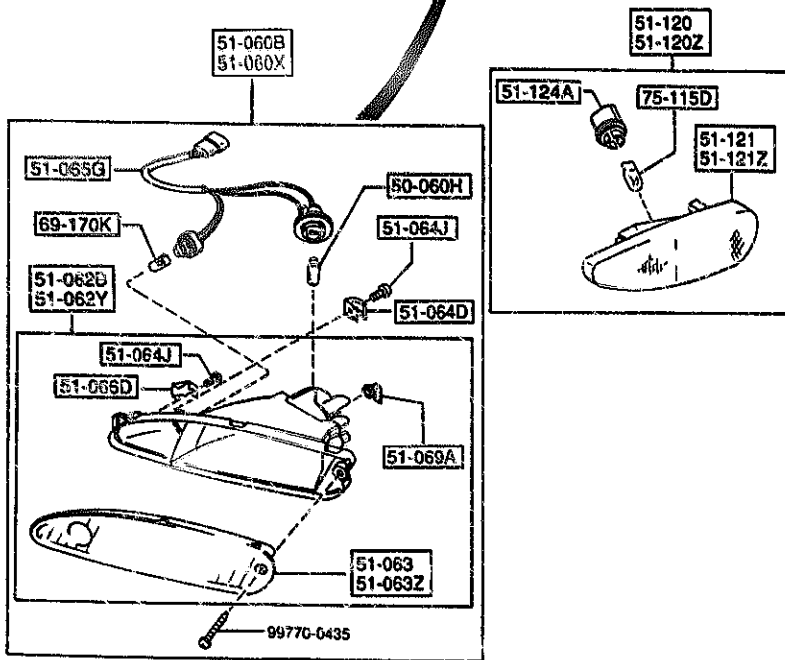
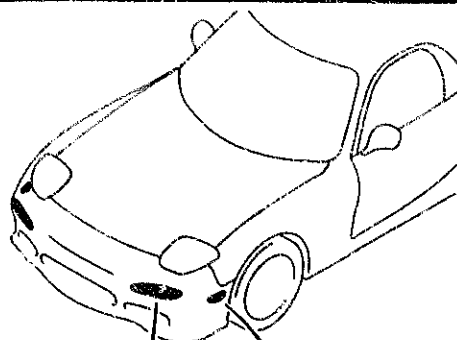
-183-

CAT. AUFA05-03

1995-03

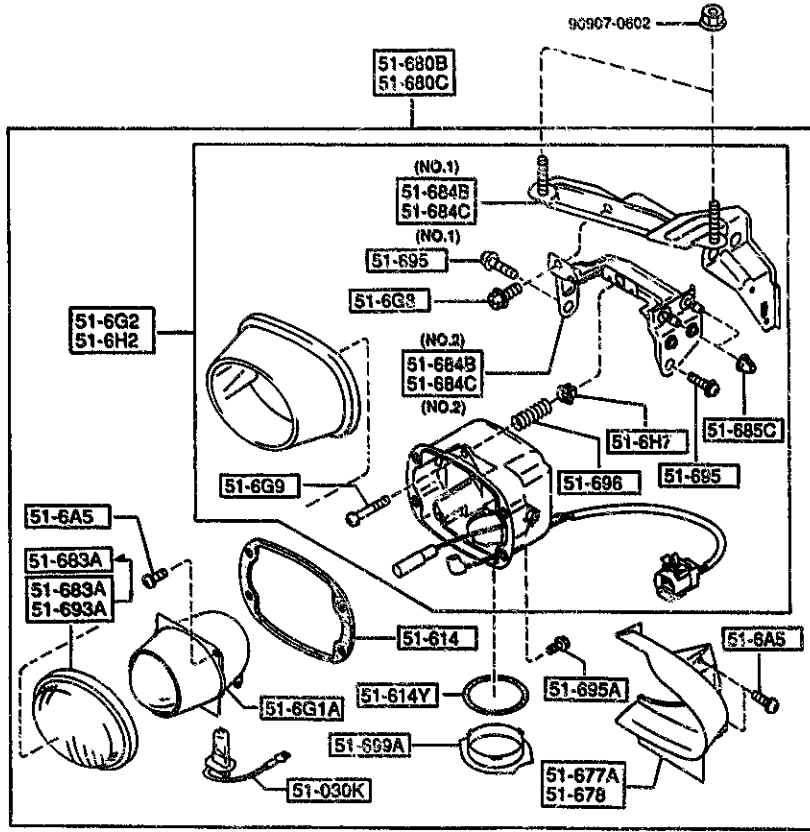
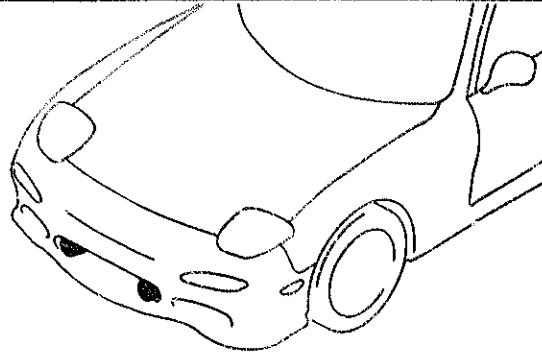


2-311

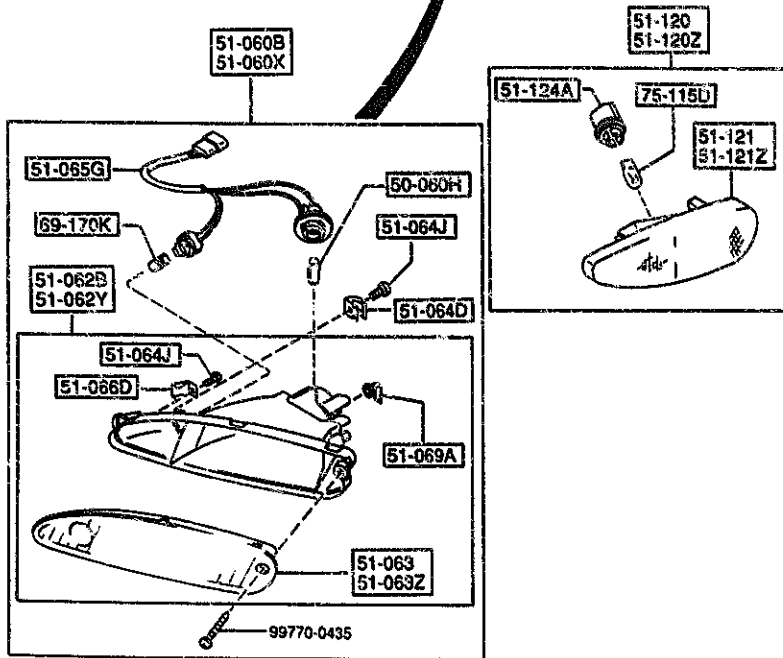
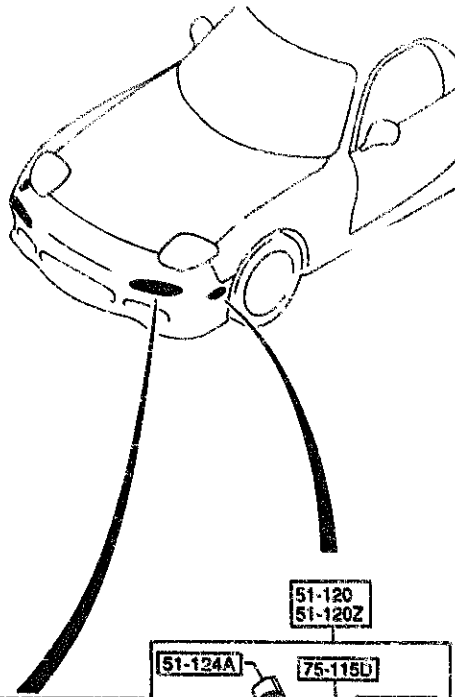


PART NO.	QTY	MODEL/RESTRICTION	MODEL/RESTRICTION	MODEL/RESTRICTION	FROM-TO
51-030K		BULB			
99703-4350	2	12V/35W (GLASS SUN-RF)			
51-060B		LAMP(R),FRT. COMB.			
FD01-51-060D	1				
51-060H		BULB			
90701-7270	2	12V/27W			
51-060X		LAMP(L),FRT. COMB.			
FD01-51-070D	1				
51-062B		LENS & BODY(R),F. CO MB.			
FD01-51-06XB	1				
51-062Y		LENS & BODY(L),F. CO MB.			
FD01-51-07XB	1				
51-063		LENS(R),FRT COMB.			
FD01-51-061	1				
51-063Z		LENS(L),FRT COMB.			
FD01-51-071	1				
51-064D		SPRING,FRT. COMB.			
FD01-51-057	2				
51-064J		SCREW,TAPPING			
FD01-51-1E6	4				
51-065G		SOCKET,F. COMB. LAMP			
FD01-51-064A	2				
51-066D		BRACKET,FRONT COMB. LAMP			
FD01-51-056	2				
51-069A		TUBE,HEAD LAMP			
NA01-51-069	2				

2-911



PART NO.	QTY	MODEL/RESTRICTION	MODEL/RESTRICTION	MODEL/RESTRICTION	FROM-TO
51-120		LAMP(R),SIDE TURN			
FD01-51-5E0B	1				
51-120Z		LAMP(L),SIDE TURN			
FD01-51-5F0B	1				
51-121		LENS & BODY(R)			
FD01-51-5E1B	1				
51-121Z		LENS & BODY(L)			
FD01-51-5F1B	1				
51-124A		SOCKET,SIDE TURN			
H380-51-5E2	2				
51-6A5		SCREW,F. FOG LAMP			
FD01-51-6A5	8	(GLASS SUN-RF)			
51-691A		UNIT,FOG LAMP			
FD01-51-691A	2	(GLASS SUN-RF)			
51-692		HOUSING(R),FOG LAMP			
FD01-51-69YB	1	(GLASS SUN-RF)			
51-698		BOLT,SPECIAL			
FD01-51-698	2	(GLASS SUN-RF)			
51-699		SCREW,ADJUST			
FD01-51-699	2	(GLASS SUN-RF)			
51-6H2		HOUSING(L),FOG LAMP			
FD01-51-69YB	1	(GLASS SUN-RF)			
51-6H7		SCREW,GROMMET			
FD01-51-6H7	2	(GLASS SUN-RF)			
51-614		GASKET			
FD01-51-682	2	(GLASS SUN-RF)			
51-614V		GASKET(L)			
FD01-51-692	2	(GLASS SUN-RF)			

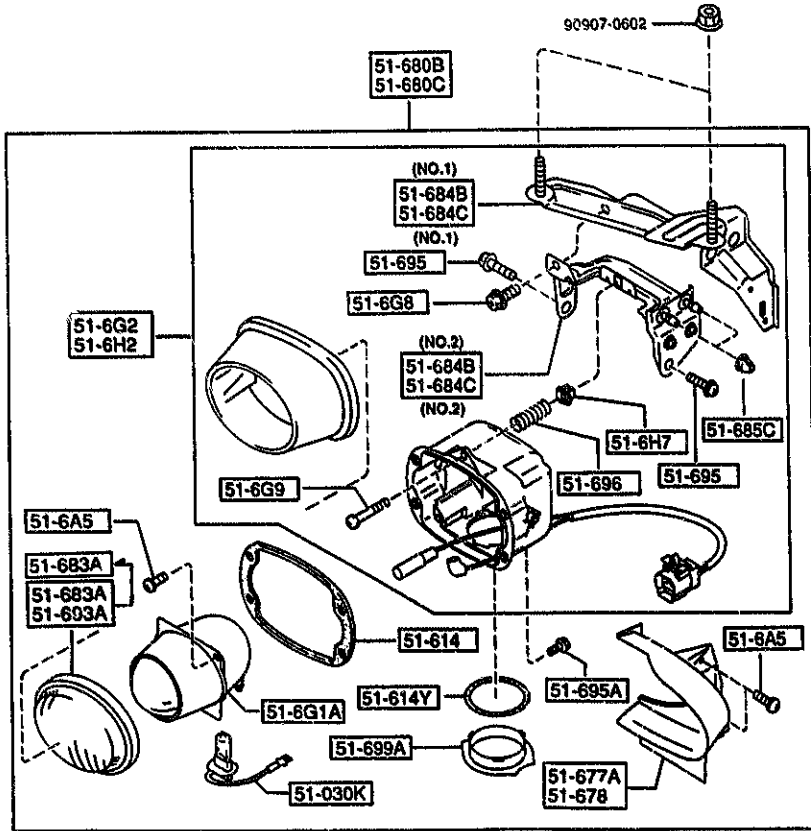
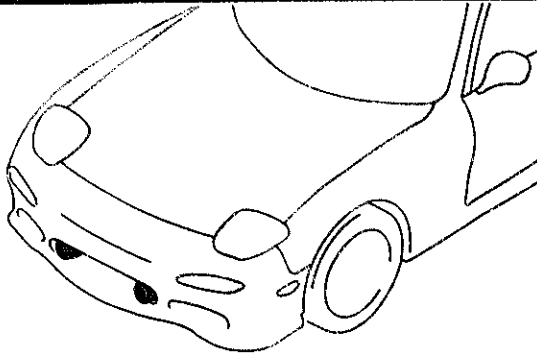


PART NO.	QTY	MODEL/RESTRICTION	MODEL/RESTRICTION	MODEL/RESTRICTION	FROM-TO
51-677A		COVER(R), FOG LAMP			
FD01-51-677	1	(GLASS SUN-RF)			
51-678		COVER(L), FOG LAMP			
FD01-51-678	1	(GLASS SUN-RF)			
51-680B		LAMP(R), F. FOG			
FD01-51-680C	1	(GLASS SUN-RF)			
51-680C		LAMP(L), F. FOG			
FD01-51-690C	1	(GLASS SUN-RF)			
51-683A		LENS, FRONT FOG LAMP			
FD01-51-683	1	(FOR RIGHT)			-4106
		(GLASS SUN-RF)			
FD01-51-683	2	(GLASS SUN-RF)			4106-
51-684B		BRACKET(R), F. FOG LAMP			
FD01-51-684A	1	(ILLUST. NO. 1)			
		(GLASS SUN-RF)			
FD02-51-684	1	(ILLUST. NO. 2)			
		(GLASS SUN-RF)			
51-684C		BRACKET(L), LAMP-F. FOG			
FD01-51-694A	1	(ILLUST. NO. 1)			
		(GLASS SUN-RF)			
FD02-51-694	1	(ILLUST. NO. 2)			
		(GLASS SUN-RF)			
51-685C		CLIP			
FD01-51-674	4	(GLASS SUN-RF)			
51-693A		LENS(L), FOG LAMP			
FD01-51-693	1	(GLASS SUN-RF)			-4106
51-695		SCREW, FRONT FOG LAMP			
FD01-51-695	4	(GLASS SUN-RF)			
51-695A		SCREW, LAMP			
FD01-51-671	8	(GLASS SUN-RF)			
51-696		SPRING, FRONT FOG LAMP			
4106 FD333*-301753					

5105 -4 * FRONT COMBINATION LAMPS

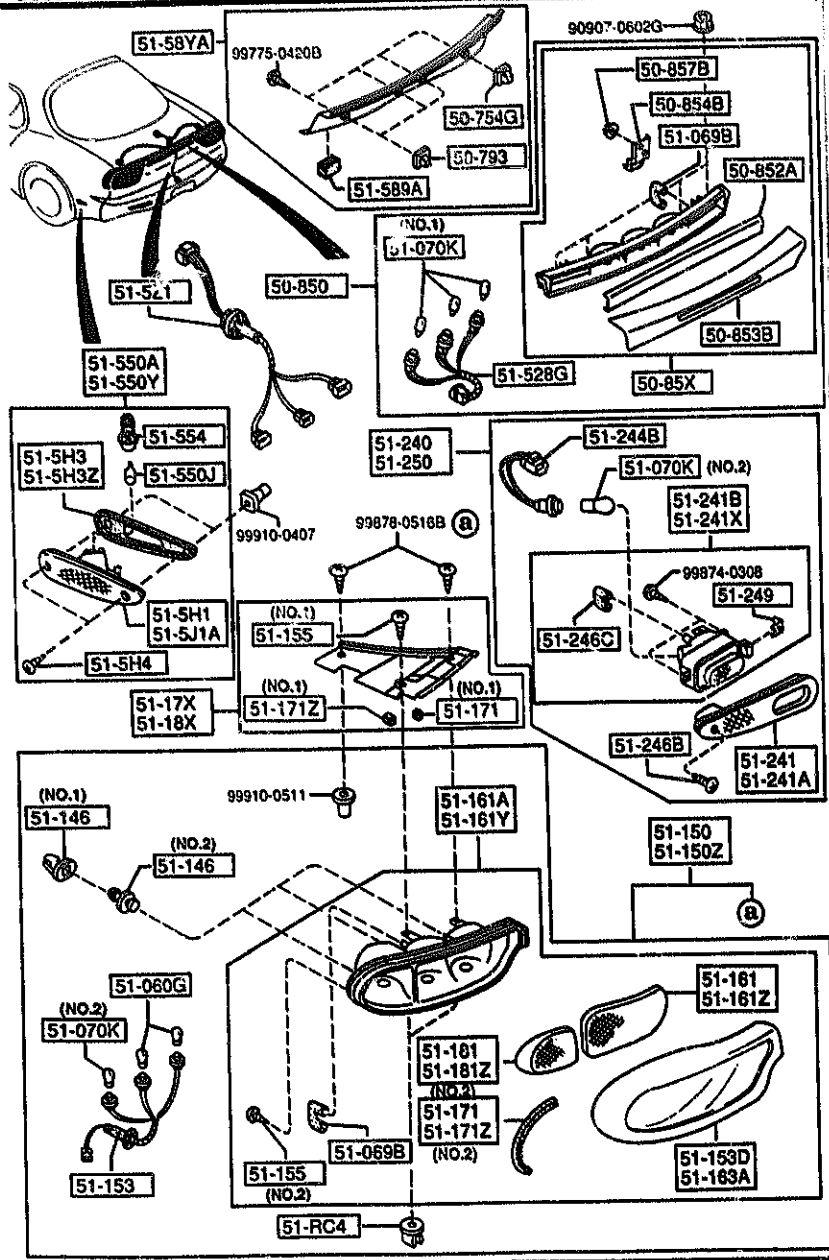
5105 FRONT COMBINATION LAMPS

(2/2)



PART NO.	QTY	MODEL/RESTRICTION	MODEL/RESTRICTION	MODEL/RESTRICTION	FROM-TO
CONT'D FD01-51-696	2	(GLASS SUN-RF)			
51-699A		COVER, F. FOG LAMP			
FD01-51-676	2	(GLASS SUN-RF)			
69-171K		BULB, INTERIOR MIRROR			
99701-6050	2	12V 5W			
75-115D		BULB			
99701-6049	2	12V 3CP			

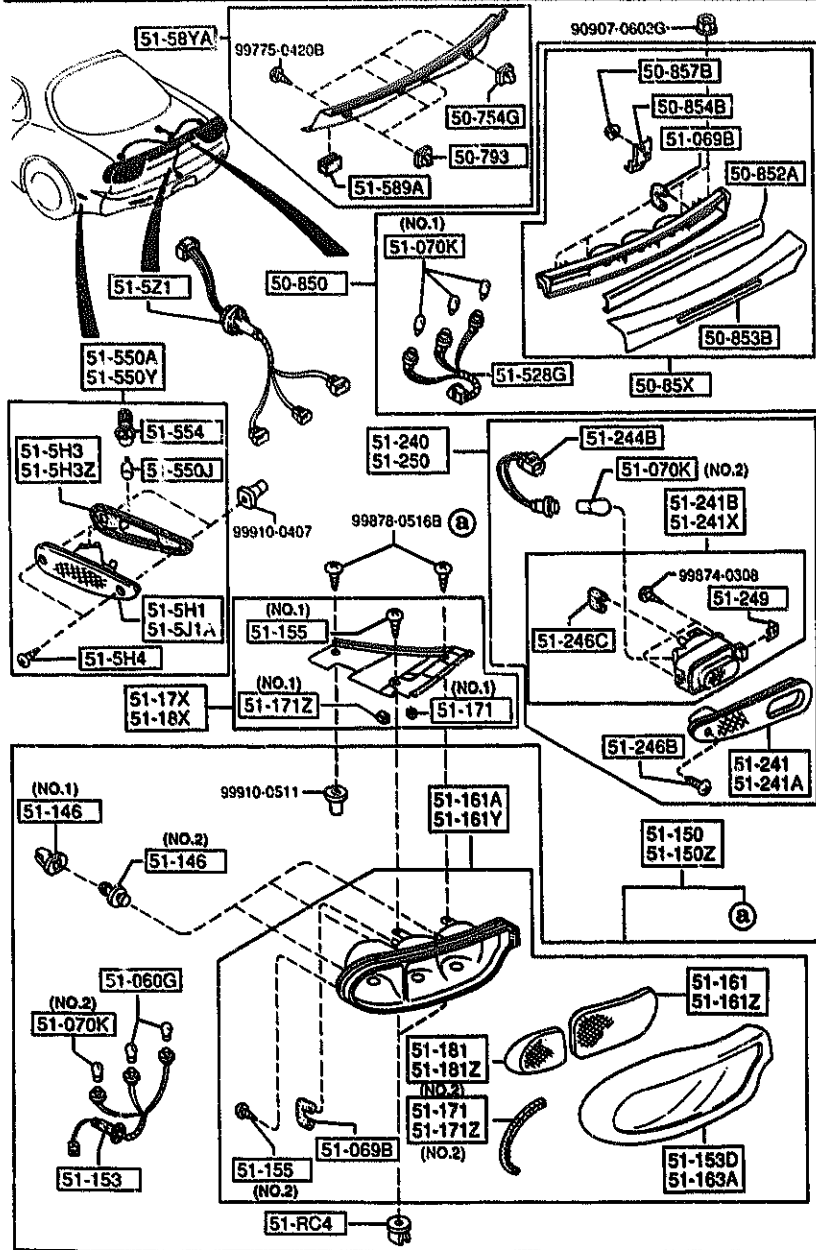
5110 REAR COMBINATION LAMPS



PART NO.	QTY	MODEL/RESTRICTION	MODEL/RESTRICTION	MODEL/RESTRICTION	FROM-TO
50-754G		GROMMET, SCREW			
FD03-50-792	1				
50-793		GROMMET, SCREW			
FD02-50-792	3				
50-85X		LENS & BODY, REAR FINISHER			
FD01-51-59XA	1				
50-850		FINISHER, REAR			
FD01-50-850C	1				
50-852A		LENS, REAR FINISHER			
FD01-51-577	1				
50-853B		LENS, REAR FINISHER			
FD01-51-591	1				
50-854B		BRACKET, REAR FINISHER			
FD01-51-585	4				
50-857B		NUT, SPEED-REAR FINISHER			
FD01-51-594	8				
51-RC4		GROMMET, SIDE GARNISH			
FD01-51-RC4	4				
51-060G		BULB			
99701-4278	4	12V 27W/8W			
51-069B		TUBE, LAMP-FRONT COMB			
B481-51-069	3				
51-070K		BULB			
99700-7180	3	A12V 18.4W (ILLUST. NO.1)			
99701-3270	4	12V 27W (ILLUST. NO.2)			
51-146		GROMMET, SCREW-R.COMB			
EA02-51-146A	6	(ILLUST. NO.1)			

5110 REAR COMBINATION LAMPS

5110 -2 REAR COMBINATION LAMPS



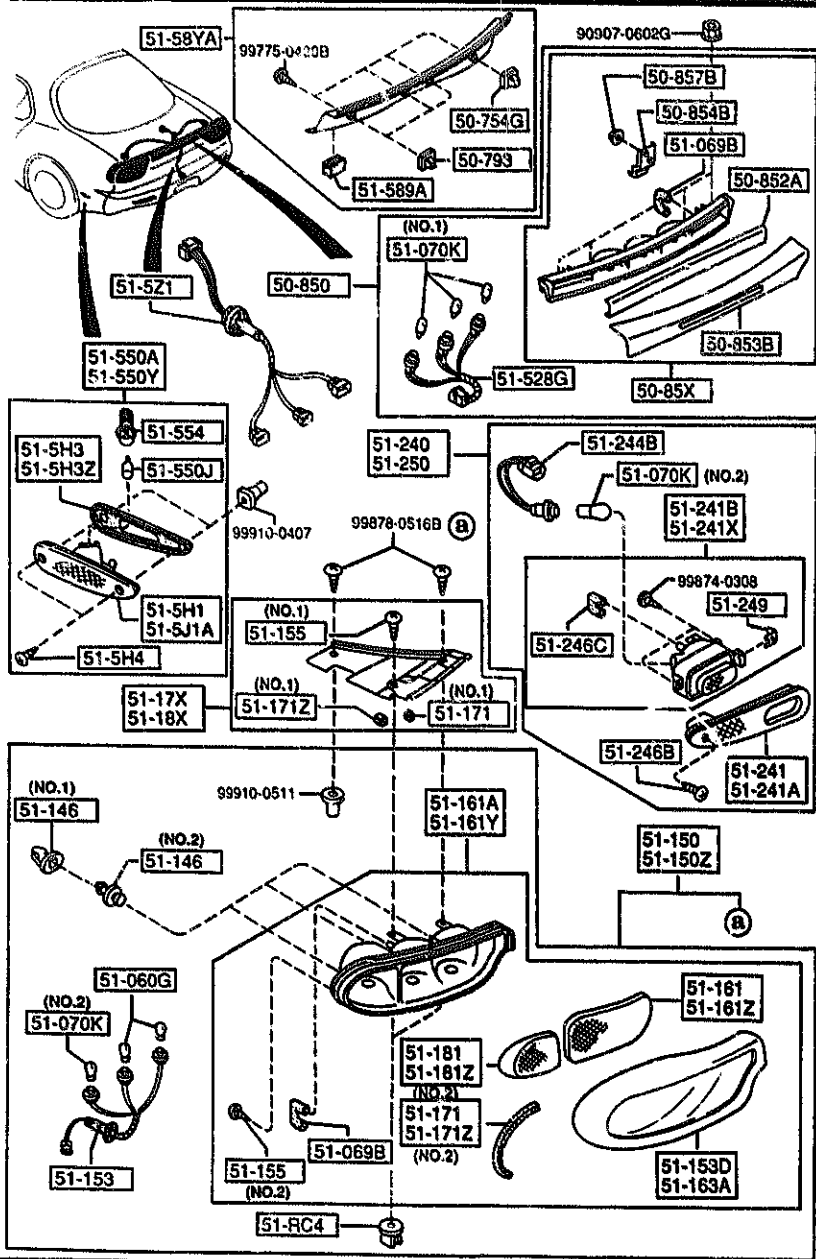
PART NO.	QTY	MODEL/RESTRICTION	MODEL/RESTRICTION	MODEL/RESTRICTION	FROM-TO
CONT'D EA04-51-146A	6	(ILLUST. NO.2)			
51-150		LAMP SET(R),RR.COMB.			
88FH-51-150	1				
51-150Z		LAMP SET(L),RR.COMB.			
88FH-51-160	1				
51-153		SOCKET,RR.COMB.			
FD01-51-155B	2				
51-153D		LENS NO.3(R),RR.COMB. LAMP			
FD01-51-153B	1				
51-155		SCREW,RR.COMB.			
FD01-51-143	2	(ILLUST. NO.1)			
FD01-51-144	12	(ILLUST. NO.2)			
51-161		LENS(R),RR.COMB.			
FD01-51-151	1				
51-161A		LENS & BODY(R),RR.COMB.			
FD01-51-170B	1				
51-161Y		LENS & BODY(L),RR.COMB.			
FD01-51-180B	1				
51-161Z		LENS(L),RR.COMB.			
FD01-51-161	1				
51-163A		LENS NO.3(L),RR.COMB. LAMP			
FD01-51-163B	1				
51-17X		COVER(R),RR.COMB.			
FD01-51-17XE	1				
51-171		PROTECTOR(R),RR.COMB.			
FD02-51-159	2	(ILLUST. NO.1)			
FD01-51-173	1	(ILLUST. NO.2)			

AUFA05

CAT. AUFA05-03

1995-03

5110 REAR COMBINATION LAMPS



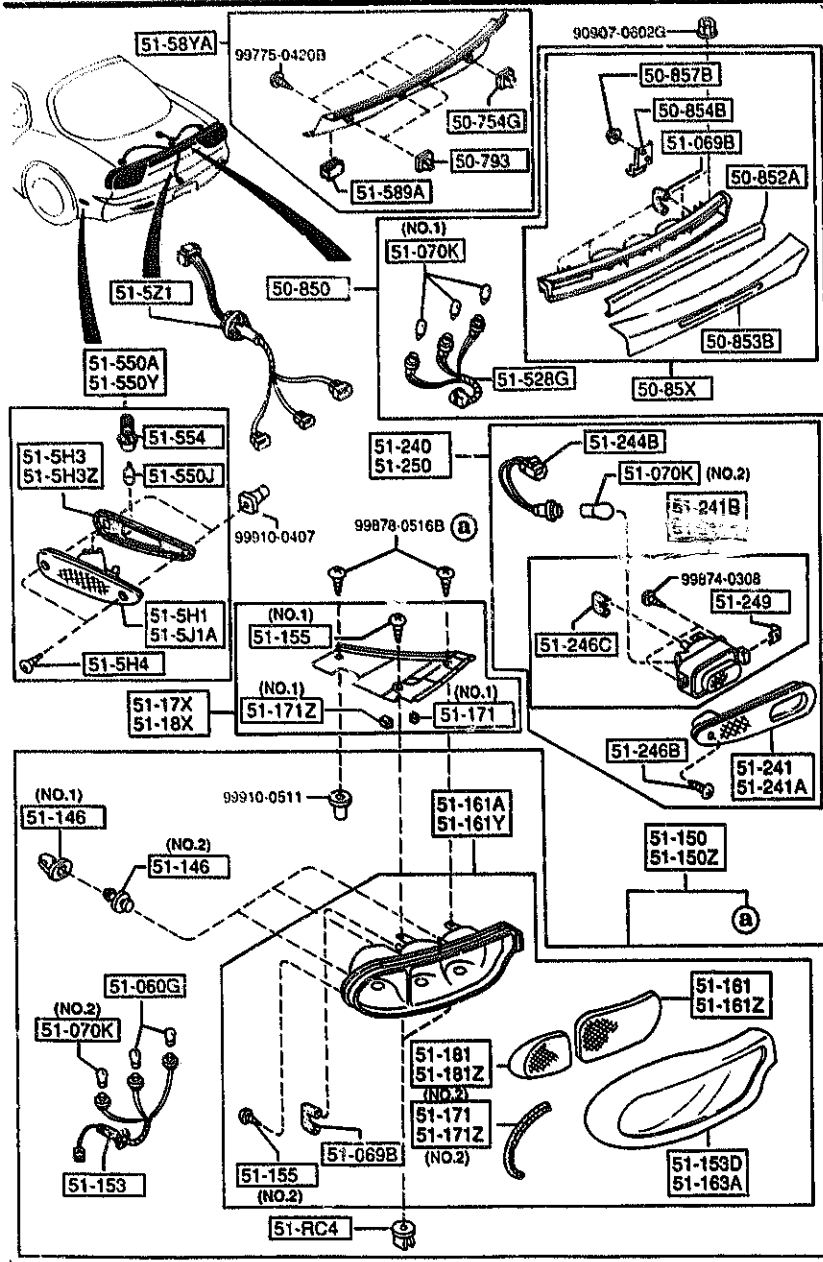
PART NO.	QTY	MODEL/RESTRICTION	MODEL/RESTRICTION	MODEL/RESTRICTIONS	FROM-TO
51-171Z		PROTECTOR(L),RR.COMB			
FD02-51-169	4	(ILLUST. NO.1)			
FD01-51-183	1	(ILLUST. NO.2)			
51-18X		COVER(L),RR.COMB.			
FD01-51-18XE	1				
51-181		LENS NO.2(R),RR.COMB			
FD01-51-152	1				
51-181Z		LENS NO.2(L),RR.COMB			
FD01-51-162	1				
51-240		LAMP(R),BACK UP			
FD01-51-240B	1				
51-241		HOUSING(R),BACK UP LAMP			
FD01-51-241B	1				
51-241A		HOUSING(L),BACK UP LAMP			
FD01-51-251B	1				
51-241B		LENS & BODY(R),BACK UP			
FD01-51-24XA	1				
51-241X		LENS & BODY(L),BACK UP			
FD01-51-25XA	1				
51-249B		SOCKET,BACK UP LAMP			
FD01-51-244	2				
51-246B		SCREW,BACK LAMP			
FD01-51-248	2				
51-246C		TUBE,BACK UP LAMP			
FD01-51-246	2				
51-249		SPRING,BACK UP LAMP			
FD01-51-249	2				

AUFA05

CAT. AUFA05-03

1995-03

5110 REAR COMBINATION LAMPS



PART NO.	QTY	MODEL/RESTRICTION	MODEL/RESTRICTION	MODEL/RESTRICTION	FROM-TO
51-250	1	LAMP(L), BACK UP			
FD01-51-250B					
51-5H1	1	LENS & BODY(R), RR SIDE TURN			
FD01-51-5H1C					
51-5H3	1	GASKET(R), REAR SIDE			
FD01-51-5H3					
51-5H3Z	1	GASKET(L), REAR SIDE			
FD01-51-5J3					
51-5H4	4	SCREW, REAR SIDE			
FD01-51-5H4					
51-5J1A	1	LENS & BODY(L), RR SIDE TURN			
FD01-51-5J1C					
51-5Z1	1	CORD, LAMP			
FD01-51-5Z1B					
51-528G	1	SOCKET			
FD01-51-584A					
51-550A	1	LAMP(R), SIDE TURN-RR			
FD01-51-5H0D					
51-550A	2	BULB			
99701-6040		12V 3.8W			
51-550Y	1	LAMP(L), SIDE TURN-RR			
FD01-51-5J0B					
51-554	2	SOCKET, RR SIDE TURN LAMP			
FD01-51-5H2					
51-58YA	1	COVER, RR FINISHER			
FD01-51-58YC					
51-589A		PROTECTOR, COVER			

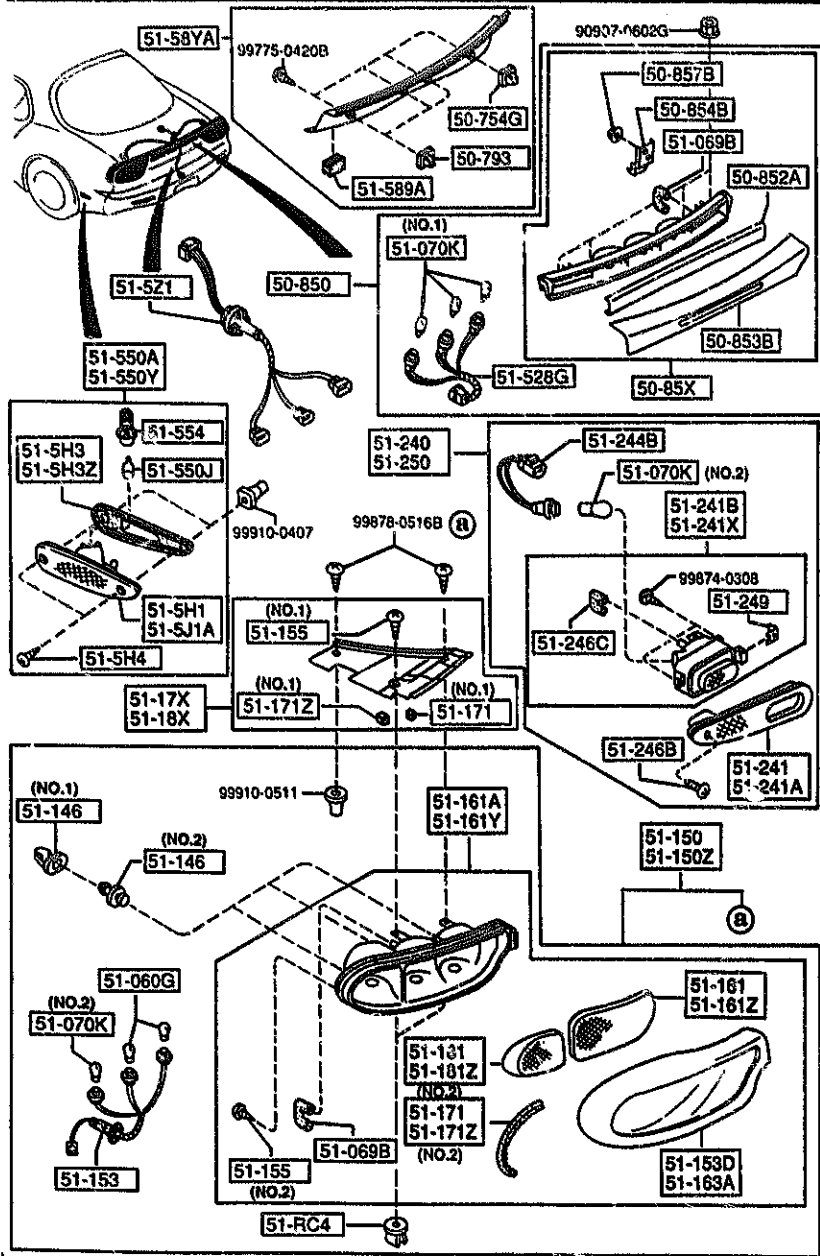
AUFA05

CAT. AUFA05-03

1995-03

5110 REAR COMBINATION LAMPS

5110 -5 M REAR COMBINATION LAMPS



PART NO.	QTY	MODEL/RESTRICTION	MODEL/RESTRICTION	MODEL/RESTRICTION	FROM-TO
CONT'D FD01-51-589	4				

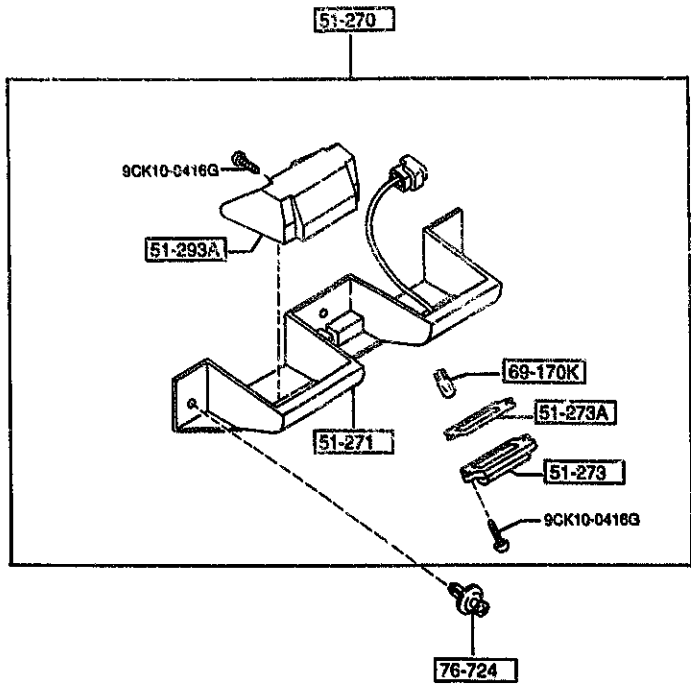
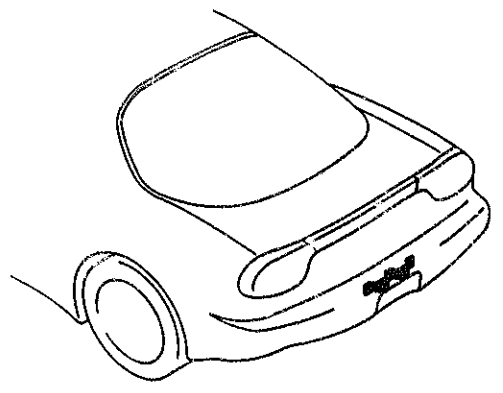
AUFA05

CAT. AUFA05-03

1995-03

5120 LICENSE LAMPS

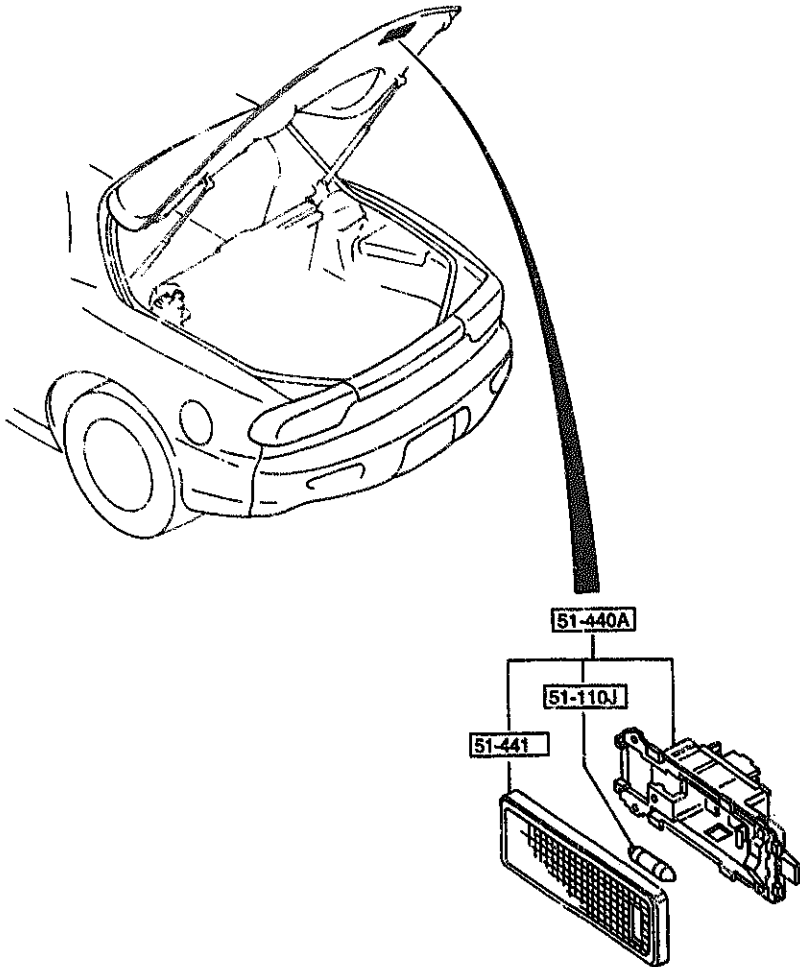
5120 -1 * LICENSE LAMPS



PART NO.	QTY	MODEL/RESTRICTION	MODEL/RESTRICTION	MODEL/RESTRICTION	FROM-TO
51-270 FD01-51-270C	1	LAMP, LICENSE			
51-271 FD01-51-261A	1	BRACKET, LICENSE LAMP			
51-273 G225-51-274b	2	LENS, LICENSE LAMP			
51-273A G225-51-273	2	GASKET, LICENSE			
51-293A FD01-51-293	2	COVER, LICENSE LAMP			
69-170K 99701-6050	2	BULB, INTERIOR MIRROR 12V SW			
76-724 8092-51-833	3	RIVET			

5125 -1 * INTERIOR LAMPS

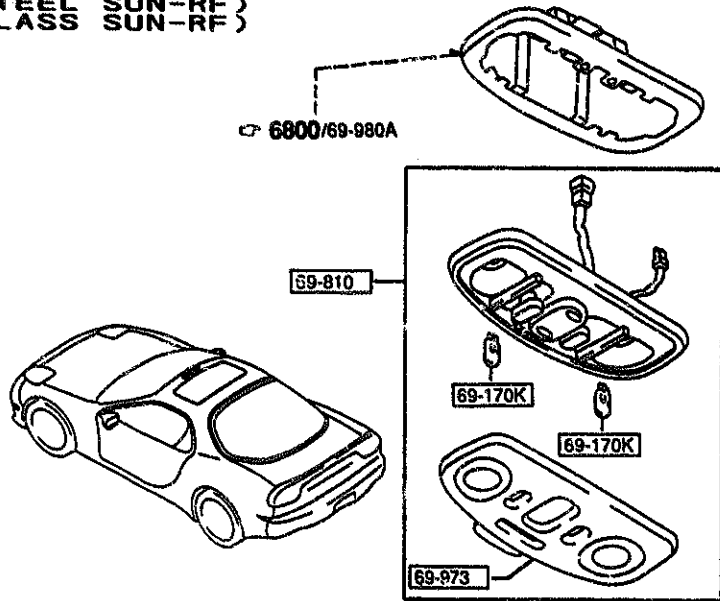
5125 INTERIOR LAMPS



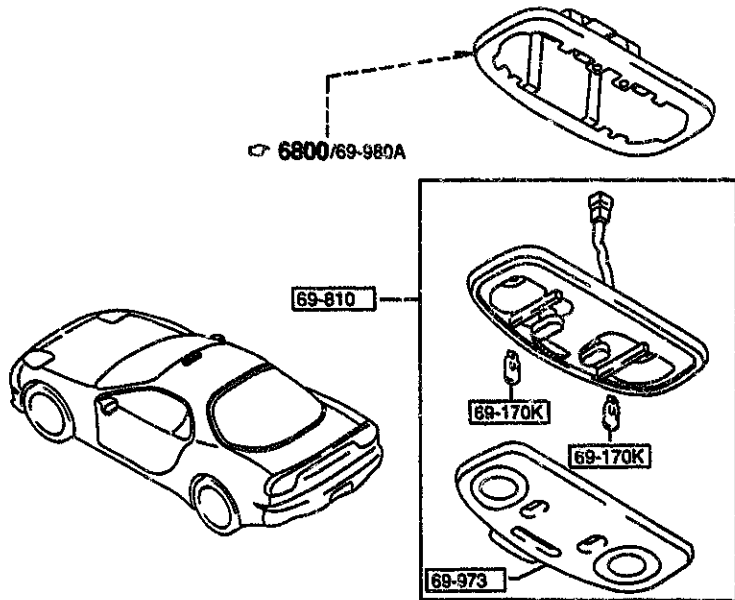
PART NO.	QTY	MODEL/RESTRICTION	MODEL/RESTRICTION	MODEL/RESTRICTION	FROM-TO
51-110J		BULB			
99700-5080	1	12V/8W			
51-440A		LAMP,CARGO ROOM			
LA01-51-440	1				
51-441		LENS			
9225-51-441	1				

5130 OVERHEAD CONSOLE

(STEEL SUN-RF)
(GLASS SUN-RF)



(W/O SUN-RF)



5130 -1 * OVERHEAD CONSOLE

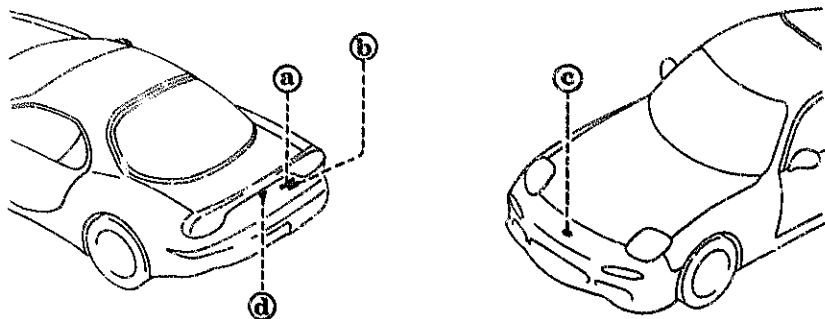
PART NO.	QTY	MODEL/RESTRICTION	MODEL/RESTRICTION	MODEL/RESTRICTION	FROM-TO
69-170K		BULB, INTERIOR MIRROR			
99701-6050	2	12V 5W			
69-810		CONSOLE, OVERHEAD			
FD01-69-970C	1	(STEEL SUN-RF) (GLASS SUN-RF)			-3A01
02	INT-	FES FE6 FE7 BLACK			
FD03-69-970C	1	(W/O SUN-RF)			-3A01
02	INT-	FES FE6 FE7 BLACK			
FD01-69-970D	1	(STEEL SUN-RF) (GLASS SUN-RF)			3A01-
02	INT-	FES FE6 FE7 BLACK			
FD03-69-970D	1	(W/O SUN-RF)			3A01-
02	INT-	FES FE6 FE7 BLACK			
69-973		LENS, OVERHEAD CONSOL E			
FD02-69-973	1	(W/O SUN-RF)			-3A01
FD05-69-973	1	(STEEL SUN-RF) (GLASS SUN-RF)			-3A01
EA01-69-973	1	(W/O SUN-RF)			3A01-
EA05-69-973	1	(STEEL SUN-RF) (GLASS SUN-RF)			3A01-
3A01 FD333*-300888					

AUFA05

CAT. AUFA05-03

1995-03

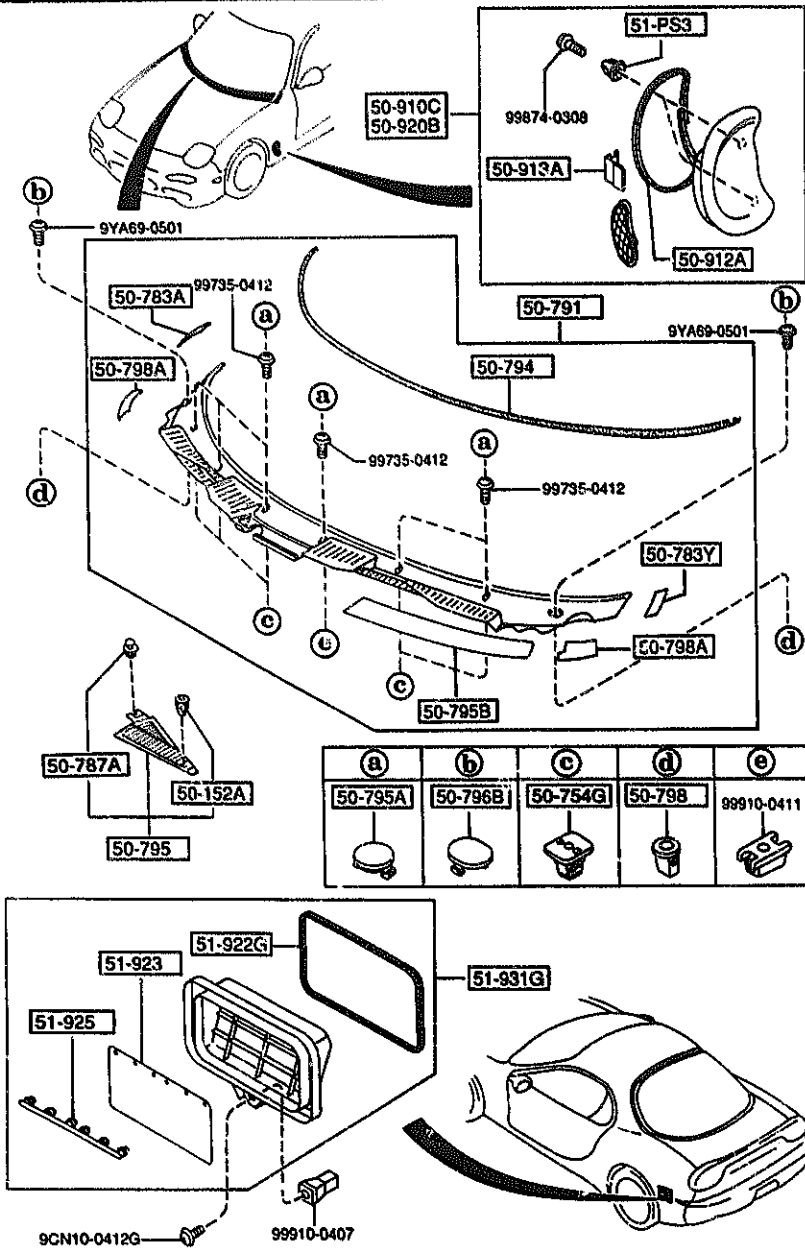
5170 ORNAMENTS



PART NO.	QTY	MODEL/RESTRICTION	MODEL/RESTRICTION	MODEL/RESTRICTION	FROM-TO
51-711B FD01-51-711A	1	ORNAMENT, MAKER NAME-REAR			
51-720 FD01-51-721C	1	ORNAMENT, CAR NAME-REAR			
51-740 FD02-51-731	1	MASCOT, FRONT			
51-741A FD02-51-741A	1	MASCOT, REAR			

5180 COWL & EXTRACTOR GRILLES

5180 -1 COWL & EXTRACTOR GRILLES



PART NO.	QTY	MODEL/RESTRICTION	MODEL/RESTRICTION	MODEL/RESTRICTION	FROM-TO
50-152A		CLIP			
3597-50-152	1				
50-754G		GROMMET, SCREW			
B482-50-792	5				
50-783A		PROTECTOR(R), COWL GRILLE			
FD01-50-783	1				
50-783Y		PROTECTOR(L), COWL GRILLE			
FD01-50-793	1				
50-787A		FASTENER			
B252-51-PJ5A	1				
50-791		GRILLE, COWL			
FD01-50-790A	1				
50-794		PROTECTOR			
FD01-50-794A	1				
50-795		BAFFLE, COWL			
FD01-50-7P0	1				
50-795A		CAP			
GA78-50-795	6				
50-795B		PROTECTOR, COWL GRILLE			
FD01-50-795	1				
50-796B		CAP			
E016-50-796	2				
50-798		SCREW, GROMMET			
FD02-50-798	2				
50-798A		PROTECTOR, COWL GRILLE			
FD01-50-798	2				
50-910C		GRILLE(R), FENDER			
FDV2-50-91XB	1				

AUFA05

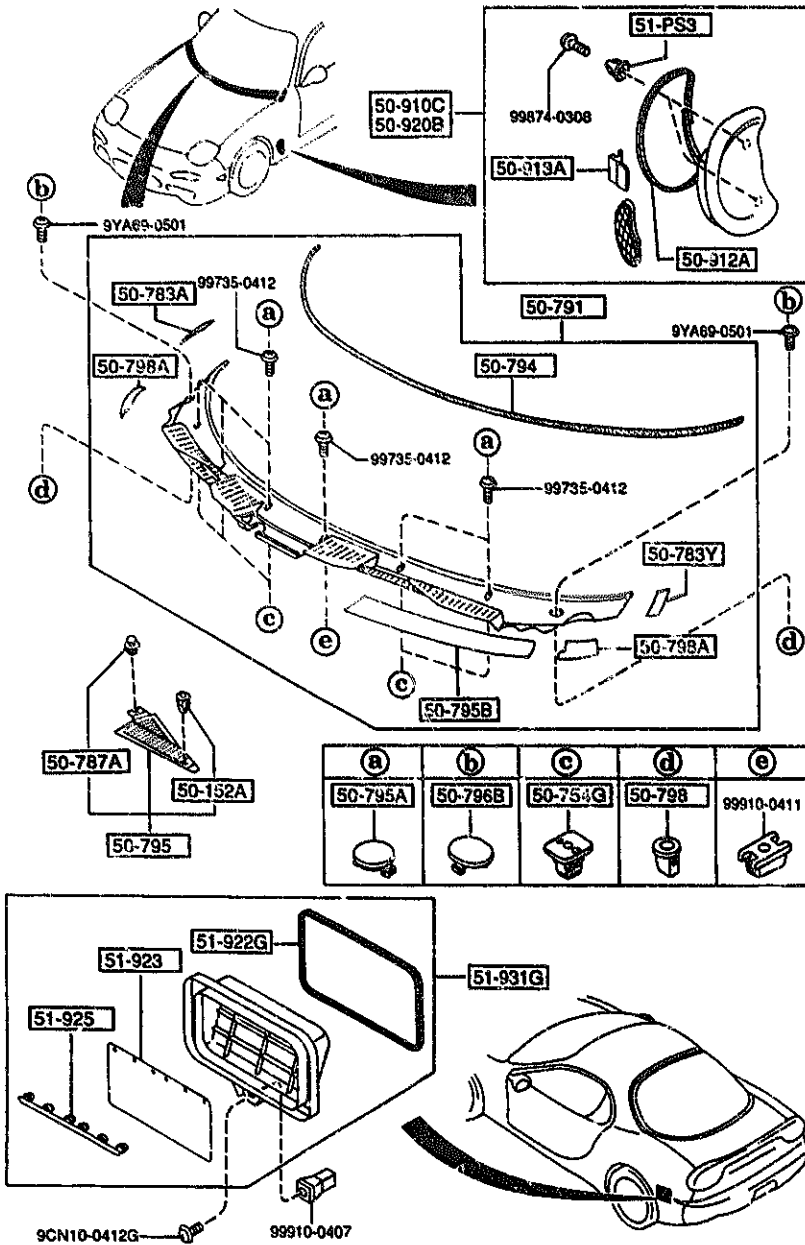
CAT. AUFA05-03

1995-03

2-H12

5180 COWL & EXTRACTOR GRILLES

5180 -2 * COWL & EXTRACTOR GRILLES



PART NO.	QTY	MODEL/RESTRICTION	MODEL/RESTRICTION	MODEL/RESTRICTION	FROM-TO
50-912A		PROTECTOR, FENDER GRILLE			
FD01-50-912	2				
50-913A		CLIP, FENDER GRILLE			
FD01-50-913	2				
50-920B		GRILLE(L), FENDER			
FDY2-50-92XB	1				
51-PS3		CLIP			
FD01-51-PS3	4				
51-922G		GASKET, CHAMBER-EXTRACTOR			
FD01-51-922A	1				
51-923		VALVE, EXTRACT CHAMBER			
FD01-51-923	1				
51-925		RETAINER, CHAMBER-EXTRACTOR			
FD01-51-924	1				
51-931G		CHAMBER, EXTRACTOR			
FD01-51-920B	1				

AUFA05

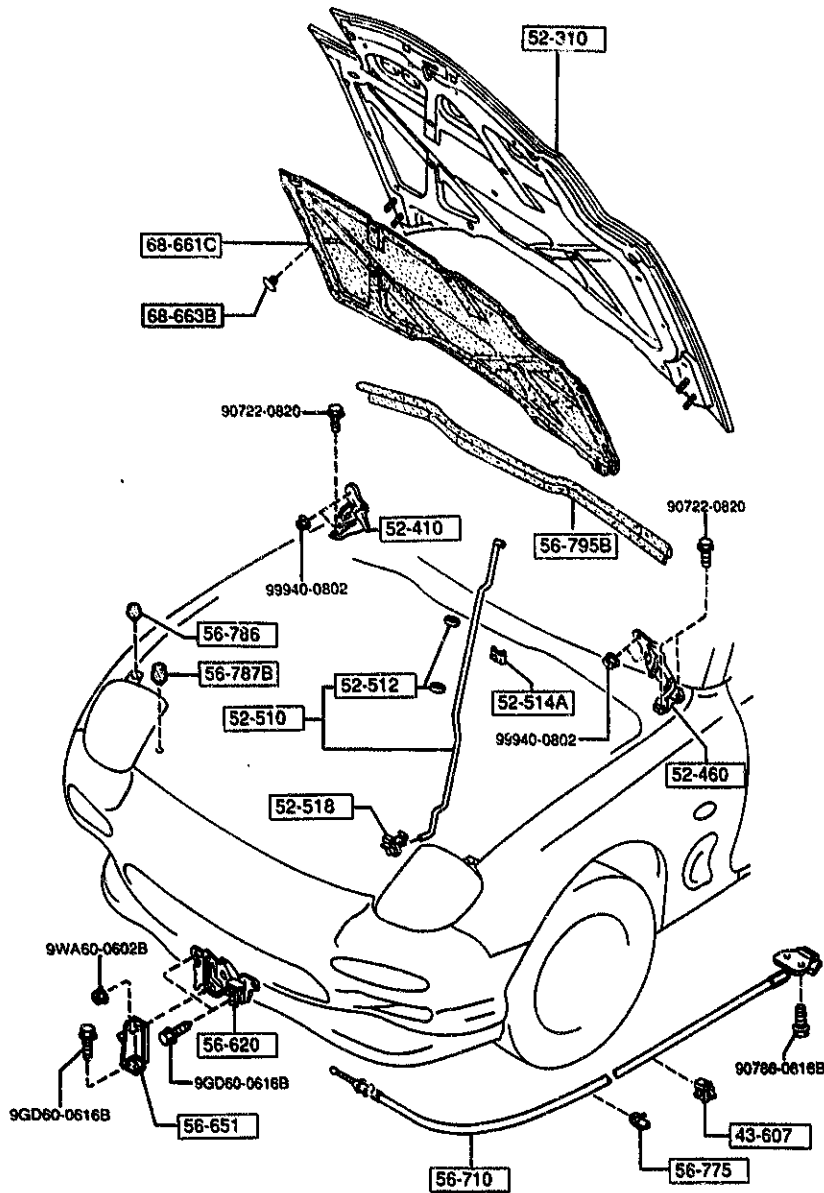
-200-

CAT. AUFA05-03

1995-03

5230 -1 BONNET

5230 BONNET

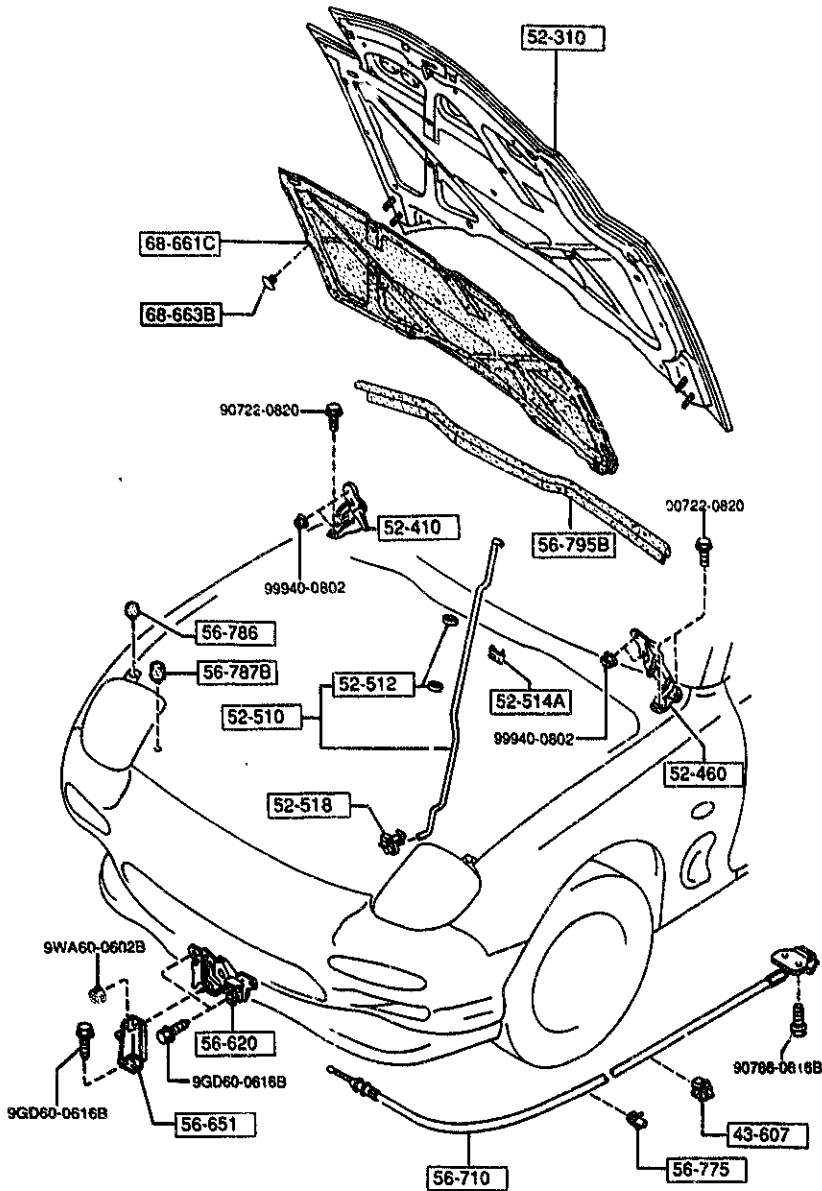


PART NO.	QTY	MODEL/RESTRICTION	MODEL/RESTRICTION	MODEL/RESTRICTION	FROM TO
43-607		CLIP,RR BRAKE PIPE			
0309-43-607	1				
52-310		BONNET			
FD01-52-310G	1				
52-410		HINGE(R), BONNET			
FD01-52-410B	1				
52-460		HINGE(L), BONNET			
FD01-52-420B	1				
52-510		STAY, BONNET			
FD01-56-650	1				
52-512		SPACER, BONNET STAY			
FB01-52-512	2				
52-514A		HOLDER, BONNET STAY-S			
FD01-56-642	1	HROUD			
52-518		HOLDER, BONNET STAY			
G144-52-518B	1				
56-620		LOCK, BONNET			
FD01-56-620B	1				
56-651		STAY, LOCK-BONNET			
FD01-56-67X	1				
56-710		WIRE, RELEASE-BONNET			
FD01-56-720C	1				
56-775		CLIP, WIRE-BONNET			
D001-56-731	1				
56-786		RUBBER(C), CUSHION-BONNET			
FB01-56-786A	2				
56-787B		RUBBER, CUSHION-BONNET			
FB01-56-787A	2	FRT			
-4401					
4401 FB333M-303310					

AUFA05

CAT. AUFA05-03

1995-03



PART NO.	QTY	MODEL/RESTRICTION	MODEL/RESTRICTION	MODEL/RESTRICTION	FROM-TO
CONT'D					
A (FB01-56-787B)					
FB01-56-787B	2				4401-
↑ 56-795B ↓		WEATHERSTRIP, BONNET-REAR			
FD01-56-760B	1				
↑ 68-661C ↓		INSULATOR, BONNET			
FD01-68-601B	1				-3901
AN(FD01-68-601C)					
FD01-68-601C	1				3901-
↑ 68-663B ↓		FASTENER, BONNET			
GA2A-56-694	13				
3901 FD333*-300438 4401 FD333*-303310					


AUFA05

CAT. AUFA05-03

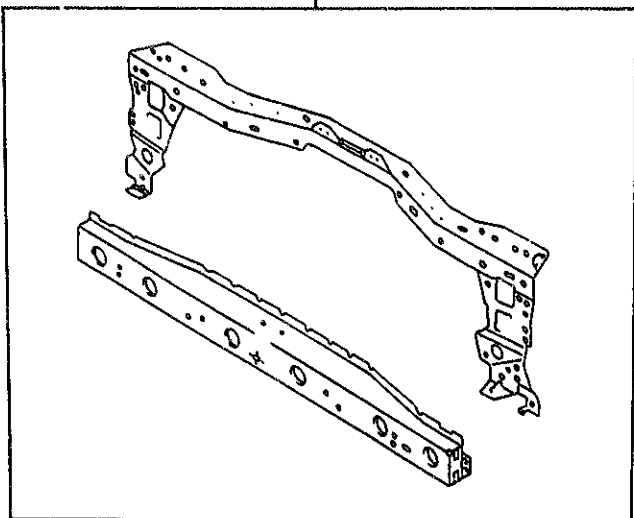
1995-03

5310 FRONT PANELS

5310 -1 * FRONT PANELS



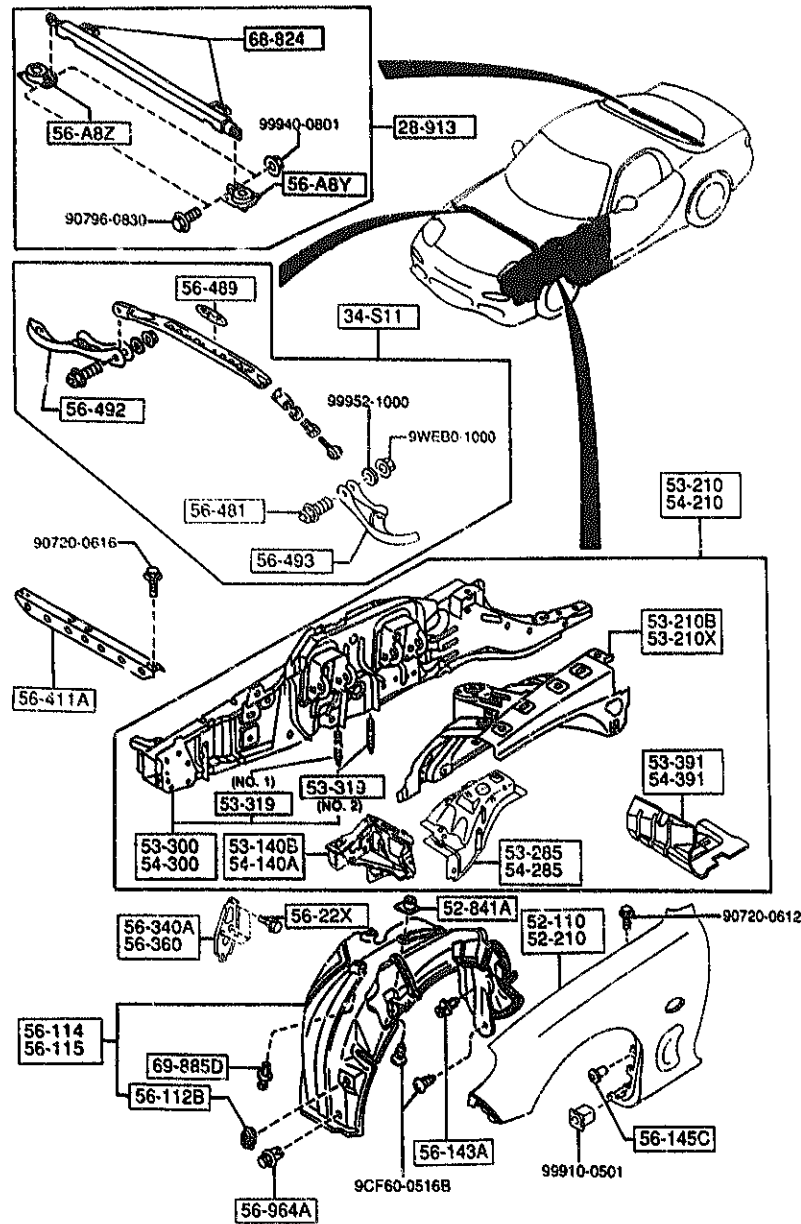
53-162



PART NO.	QTY	MODEL/RESTRICTION	MODEL/RESTRICTION	MODEL/RESTRICTION	FROM-TO
53-162 FDD1-53-150A	1	MEMBER,CROSS			

5320 -1 FENDER & WHEEL APRON PANELS

5320 FENDER & WHEEL APRON PANELS



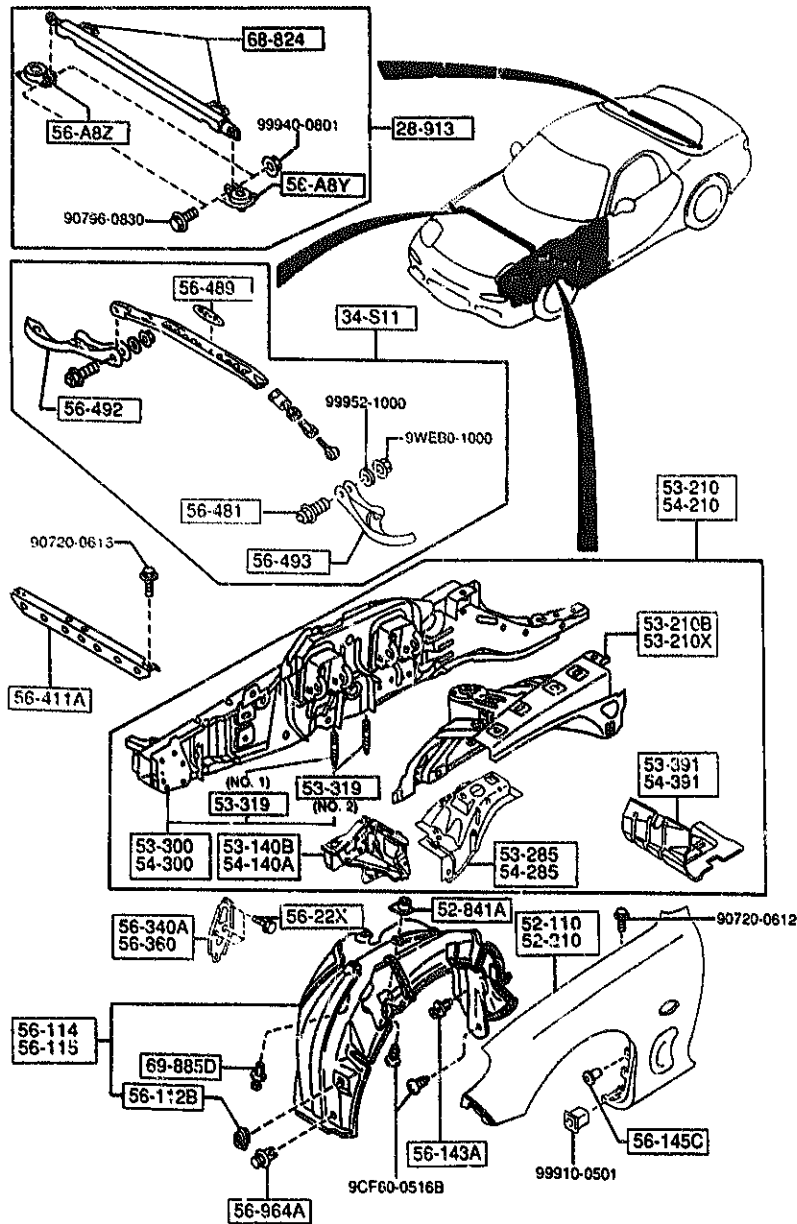
PART NO.	QTY	MODEL/RESTRICTION	MODEL/RESTRICTION	MODEL/RESTRICTION	FROM-TO
28-913		BAR, STRUT			
FD15-56-38Y	1				
34-S11		BAR, STRUT			
F111-56-48Z	1	(HARD SUSP)			
52-110		PANEL (R), FENDER-FRT.			
FD01-52-111D	1				
52-210		PANEL (L), FENDER-FRT.			
FD01-52-211D	1				
52-841A		NUT, CLIP			
B455-56-135	6				
53-140B		PANEL (R), SHROUD-SIDE			
FD01-53-12XJ	1				
53-210		PANEL (R), WHEEL APRON			
FD01-53-200A	1				
53-210B		PANEL (R), WHEEL APRON			
F901-53-210E	1				
53-210X		PANEL (L), WHEEL APRON			
FD01-54-210F	1				
53-285		REINF. (R), WHL. APRON			
FD01-53-270A	1				
53-300		FRAME (R), SIDE-FRONT			
FD01-53-300M	1				
53-319		BOLT, MOUNT-MEMBER			
FD01-53-317A	2	(ILLUST. NO. 1)			
FD01-53-318	2	(ILLUST. NO. 2)			
53-391		BOX (R), TORQUE			
FD01-53-391	1				

AUFA05

CAT. AUFA05-03

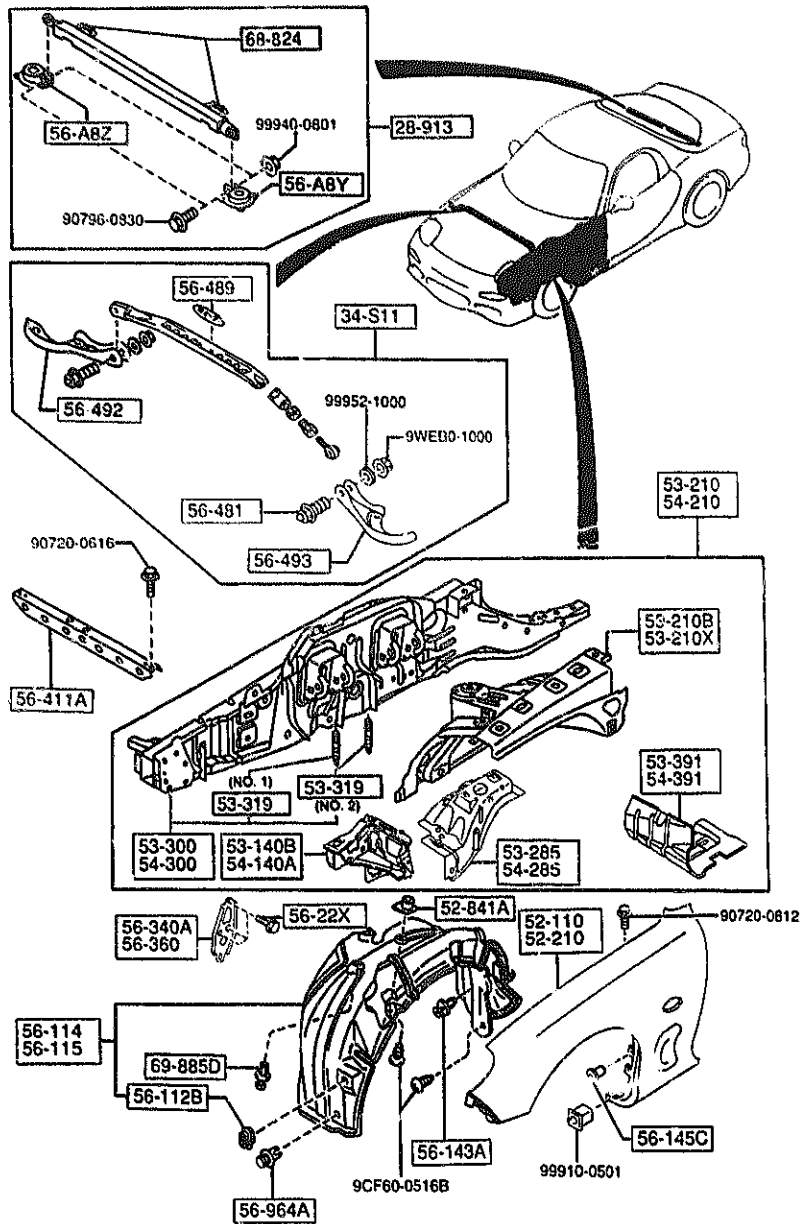
1995-03

5320 FENDER & WHEEL APRON PANELS



PART NO.	QTY	MODEL/RESTRICTION	MODEL/RESTRICTION	MODEL/RESTRICTION	FROM TO
54-140A		PANEL(L),SHROUD-SIDE			
FD01-54-12XJ	1				
54-210		PANEL(L),WHEEL APRON			
FD01-54-200A	1				
54-285		REINF.(L),WHL. APRON			
FD01-54-270A	1				
54-300		FRAME(L),SIDE-FRONT			
FD01-54-300N	1				
54-391		BOX(L),TORQUE			
FD01-54-391	1				
56-ABY		BRKT(L),STRUT BAR			
FD01-56-ABY	1				
56-ABZ		BRKT(R),STRUT BAR			
FD01-56-ABZ	1				
56-112B		PLUG,DRAIN			
B092-56-053	2				
56-114		GUARD(R),MUD			
FD01-56-130G	1				-3B02
FD01-56-130H	1				3B02-
56-115		GUARD(L),MUD			
FD01-56-140G	1				-3B02
FD01-56-140H	1				3B02-
56-143A		RIVET,MUD GUARD			
B455-56-143	2				
56-145C		CLIP,MUD GUARD			
B455-56-145	2				
56-22X		BOLT,TIE DOWN HOOK-FRONT			
FB01-56-22X	6				
3B02 FD333X-301137					

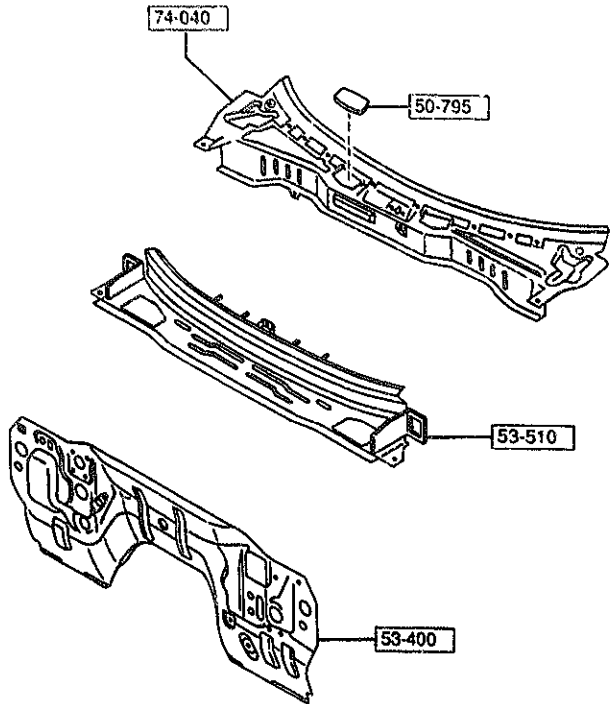
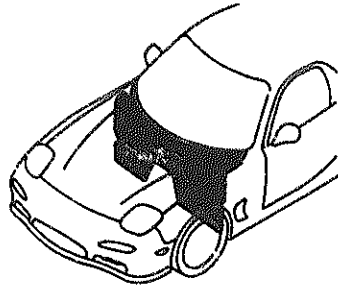
5320 FENDER & WHEEL APRON PANELS



PART NO.	QTY	MODEL/RESTRICTION	MODEL/RESTRICTION	MODEL/RESTRICTION	FROM-TO
56-340A		HOOK(R),TIE DOWN-FRO NT			
FD01-56-221	1				
56-360		HOOK(L),TIE DOWN-FRO NT			
FD01-56-231	1				
56-411A		MEMBER,CROSS			
FD01-56-290A	1				
56-481		BOLT,STRUT BAR			
FD03-56-491	2 (HARD SUSP)				
56-489		PLATE,LOGO-STRUT BAR			
FD03-56-489	1 (HARD SUSP)				
56-492		PLATE(R),STRUT BAR			
FD11-56-482	1 (HARD SUSP)				
56-493		PLATE(L),STRUT BAR			
FD03-56-483A	1 (HARD SUSP)				
56-964A		RIVET,SEAL PLATE-SHR OD			
FB01-56-964	6				
68-824		HINGE			
FD01-68-305	2				
69-885D		FASTENER			
NA01-56-145	16				

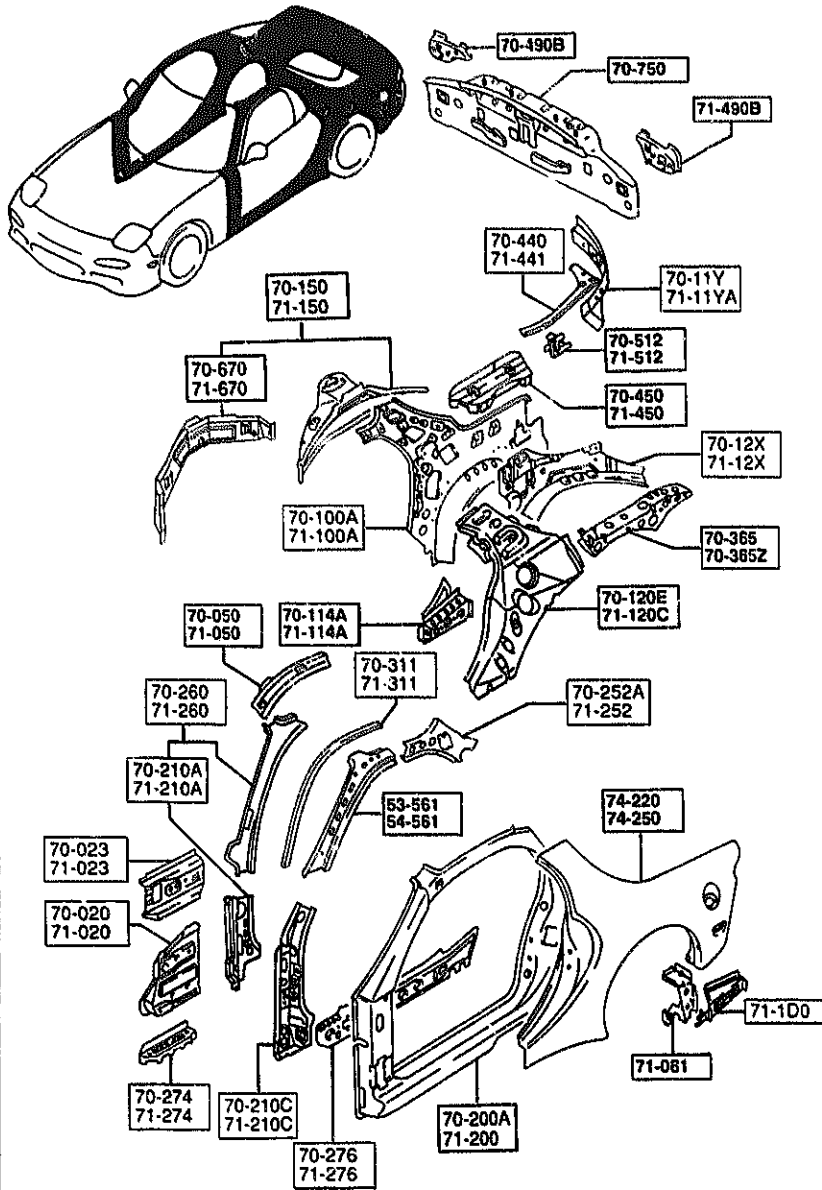
5330 -1 * DASH & COWL PANELS

5330 DASH & COWL PANELS

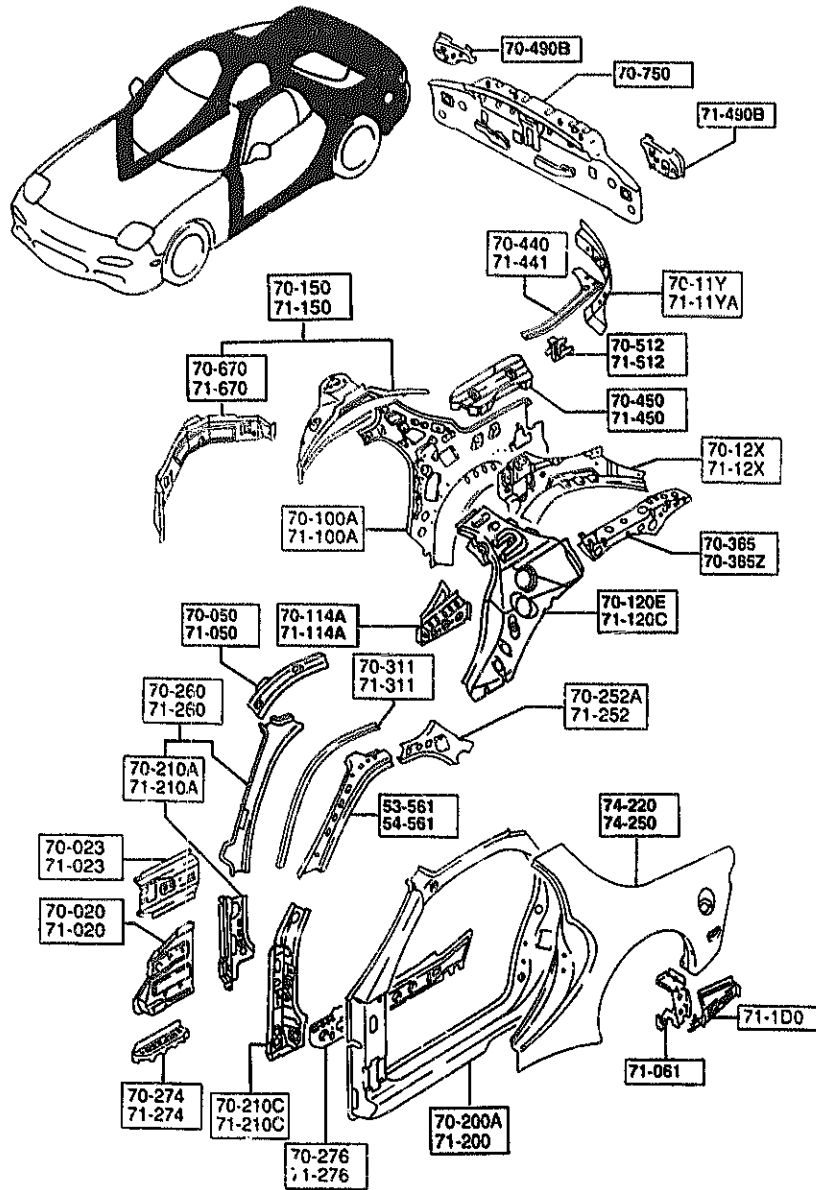


PART NO.	QTY	MODEL/RESTRICTION	MODEL/RESTRICTION	MODEL/RESTRICTION	FROM-TO
50-795 FD01-56-351	1	BAFFLE,COWL			
53-400 FD01-54-400E	1	PANEL,DASH-LOWER (W/O SUN-RF) (STEEL SUN-RF)			
FD04-54-400E	1	(GLASS SUN-RF)			
53-510 FD15-53-510	1	PANEL,DASH-UPPER			
74-040 FD01-70-610A	1	PANEL,COWL			

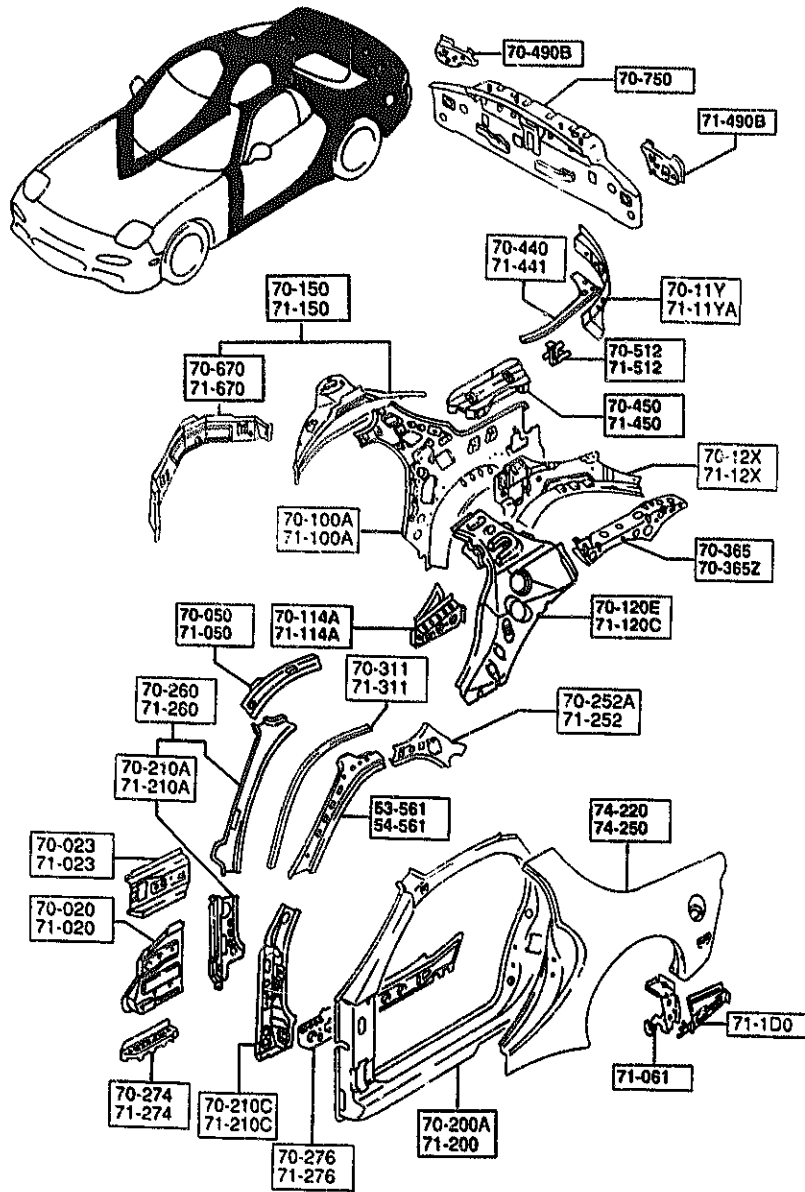
5340 SIDE PANELS



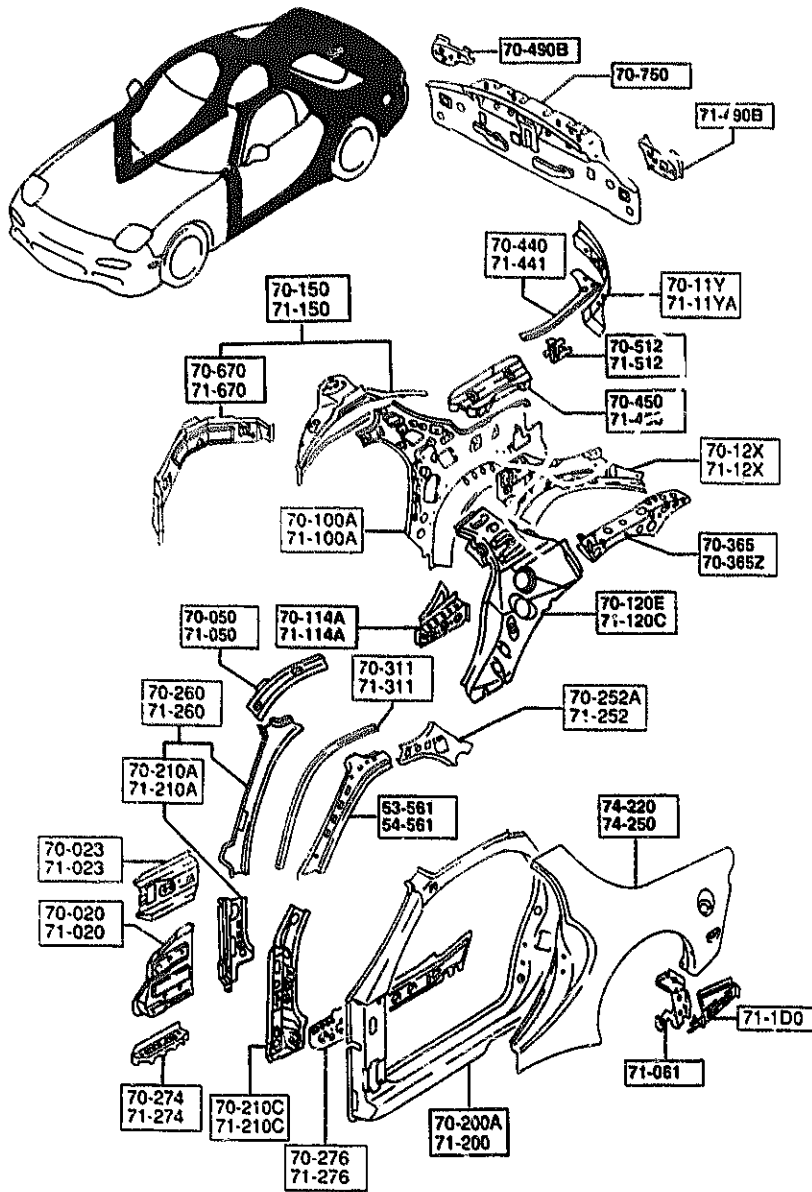
PART NO.	QTY	MODEL/RESTRICTION	MODEL/RESTRICTION	MODEL/RESTRICTION	FROM-TO
53-561 FD01-70-242B	1	REINF.(R),F. PILLAR INNER			
54-561 FD01-71-242B	1	REINF.(L),F. PILLAR INNER			
70-020 FD01-70-020B	1	PANEL(R),COWL SIDE			
70-023 FD01-70-651A	1	REINF.(R),COWL SIDE			
70-050 FD01-70-050	1	RAIL(R),ROOF-INNER			
70-100A FD01-70-110A	1	PANEL(R),REAR PILLAR			
70-11V FD01-70-11V	1	PILLAR'C'(R),REAR-IN NER			
70-114A FD15-70-11Z	1	JUNCTION(R),CORNER-Q /PANE			
70-12X FD01-70-12XA	1	REINF.(R),SUSPENSION HSG			
70-120E FD01-70-120B	1	REINF.(R),REAR PILLA R IN.			
70-150 FD01-70-150D	1	PANEL(R),WHEEL HOUSE			
70-200A FDY1-70-200	1	FRAME(R),SIDE-OUTER			
70-210A FD01-70-230A	1	PILLAR(R),HINGE			
70-210C FD01-70-030D	1	REINF.(R),HINGE			



PART NO.	QTY	MODEL/RESTRICTION	MODEL/RESTRICTION	MODEL/RESTRICTION	FROM-TO
70-252A	1	REINF.(R),ROOF RAIL			
FD01-70-252A					
70-260	1	PILLAR(R),FRT.-INNER			
FDY1-70-24X		(W/O SUN-RF)			
FDY4-70-24X		(STEEL SUN-RF)			
		(GLASS SUN-RF)			
70-274	1	GUSSET(R),SIDE SILL			
FD01-70-274A		OUTER			
70-276	1	REINF.(R),SIDE SILL			
FD01-70-272B					
70-311	1	RAIL(R),RAIN			
FD01-70-311A					
70-365	1	REINF.(R),BELT LINE-			
FD01-70-130A		C.PIL			
70-365Z	1	REINF.(L),BELT LINE-			
FD01-71-131A		C.PIL			
70-440	1	PLATE(R),CORNER			
FD01-70-440B					
70-450	1	PANEL(R),FLOOR SIDE			
FD01-70-1X1					
70-490B	1	BRACKET(R),LAMP			
FD01-70-490B					
70-512	1	BRACKET(R),TRIM-QTR			
FD01-70-119		PANEL			
70-670	1	PLATE(R),CLOSING-QTR			
FD01-70-15XC		PANEL			
70-750	1	PANEL,REAR END			
FD01-70-750C					



PART NO.	QTY	MODEL/RESTRICTION	MODEL/RESTRICTION	MODEL/RESTRICTION	FROM TO
71-020 FD01-71-020B	1	PANEL(L),COWL SIDE			
71-023 FD01-71-651A	1	REINF.(L),COWL SIDE			
71-050 FD01-71-050	1	RAIL(L),ROOF-INNER			
71-061 FD01-71-180A	1	GUSSET(L),RR PILLAR			
71-100 FD01-71-100	1	REINF.(L),FLOOR SIDE			
71-100A FDY1-71-110A	1	PANEL(L),REAR PILLAR			
71-11YA FD01-71-11Y	1	PILLAR'C'(L),REAR-IN NER			
71-114A FD15-71-11Z	1	JUNCTION(L),CORNER-Q /PANE			
71-12X FD01-71-12XB	1	REINF.(L),SUSPENSION HSG			
71-120C FD01-71-120B	1	REINF.(L),REAR PILLA R IN.			
71-150 FD01-71-150E	1	PANEL(L),WHEEL HOUSE			
71-200 FDY1-71-200	1	FRAME(L),SIDE-OUTER			
71-210A FD01-71-230A	1	PILLAR(L),HINGE			
71-210C FD01-71-030D	1	REINF.(L),HINGE			

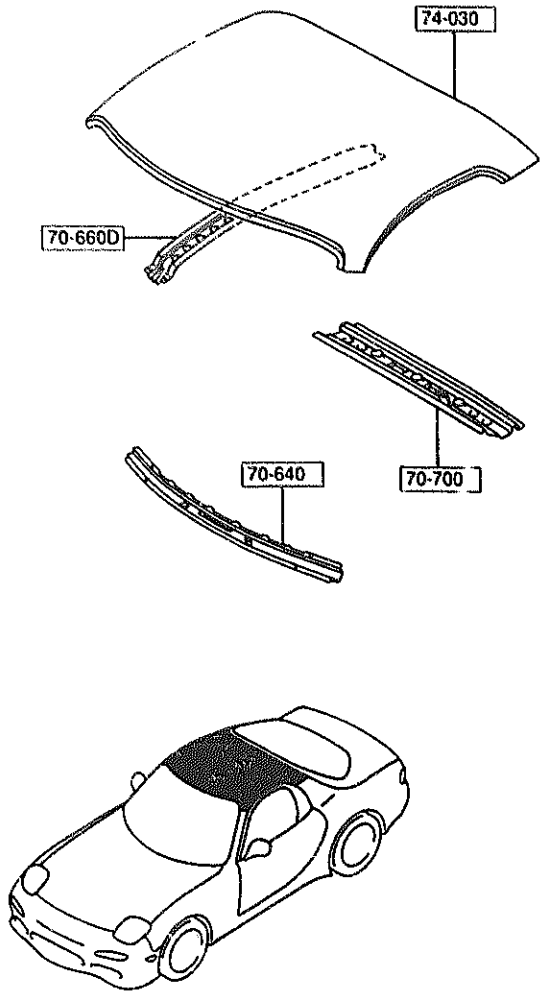


PART NO.	QTY	MODEL/RESTRICTION	MODEL/RESTRICTION	MODEL/RESTRICTION	FROM-TO
71-252		REINF.(L),ROOF RAIL			
FD01-71-252A	1				
71-260		PILLAR(L),FRT.-INNER			
FDY1-71-24X	1	(W/O SUN-RF)			
FDV4-71-24X	1	(STEEL SUN-RF) (GLASS SUN-RF)			
71-274		GUSSET(L),SIDE SILL OUTER			
FD01-71-274A	1				
71-276		REINF.(L),SIDE SILL			
FD01-71-272B	1				
71-311		RAIL(L),RAIN			
FD01-71-311A	1				
71-441		PLATE(L),CORNER			
FD01-71-440R	1				
71-450		PANEL(L),FLOOR SIDE			
FD01-71-1X1	1				
71-490B		BRACKET(L),LAMP			
FD01-71-490B	1				
71-512		BRACKET(L),TRIM-QTR PANEL			
FD01-71-119	1				
71-670		PLATE(L),CLOSING-QTR PANEL			
FD01-71-15XD	1				
74-220		PANEL(R),FENDER-REAR			
FDY1-70-400B	1				
74-250		PANEL(L),FENDER-REAR			
FDY1-71-400B	1				

5360

ROOF PANELS
(W/O SUN ROOF)

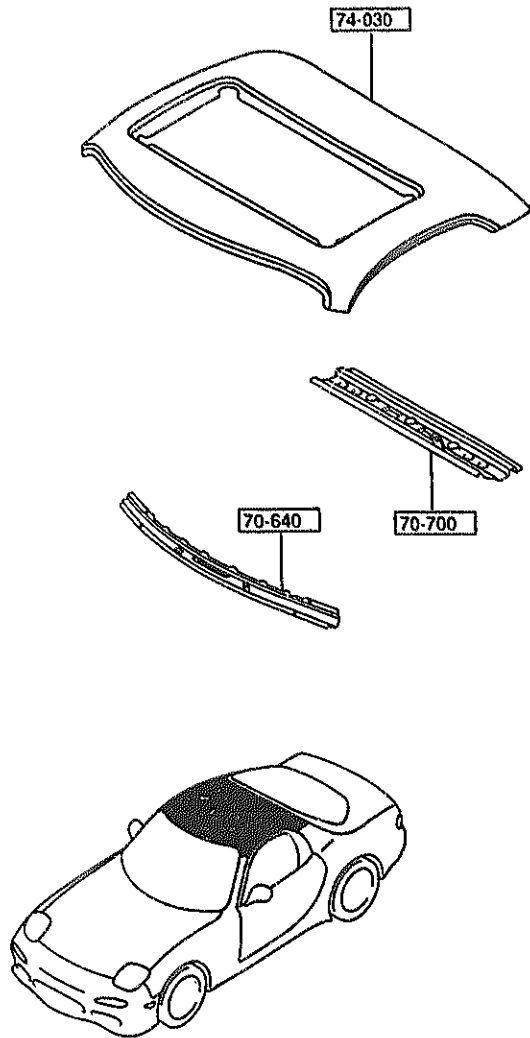
5360 -1 * ROOF PANELS
(W/O SUN ROOF)



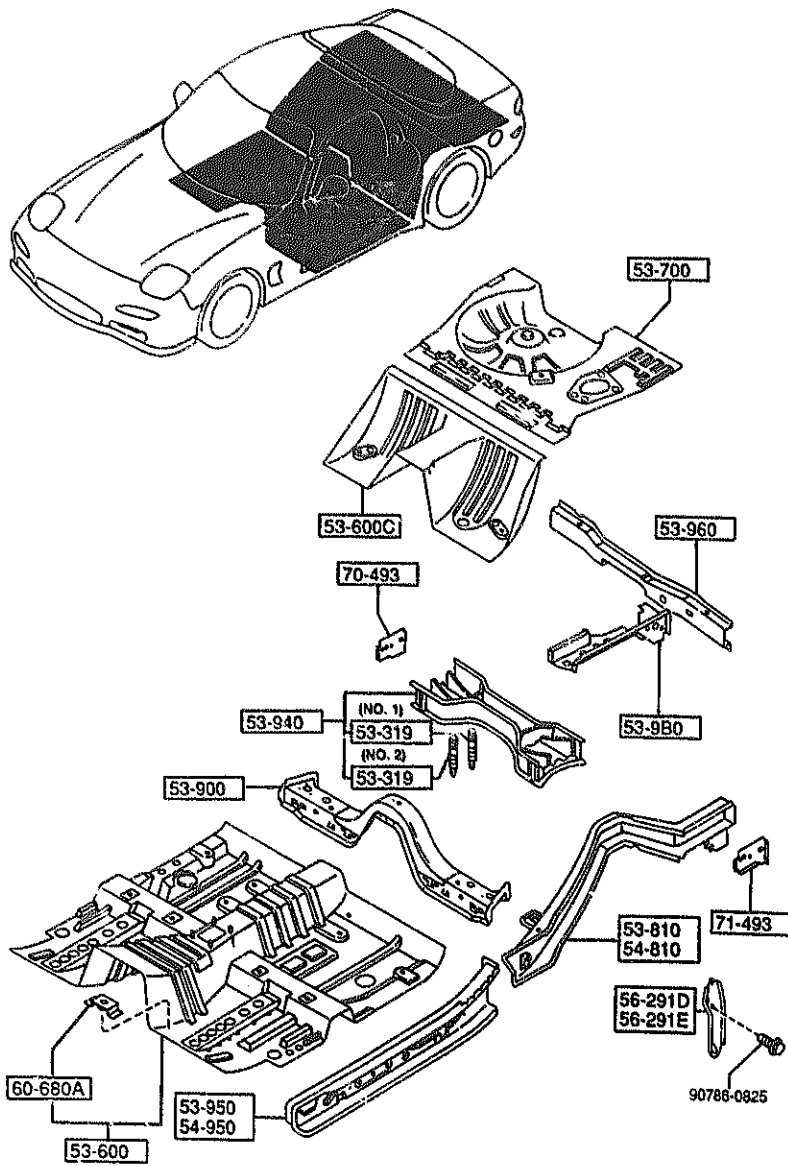
PART NO.	QTY	MODEL/RESTRICTION	MODEL/RESTRICTION	MODEL/RESTRICTION	FROM-TO
70-640		HEADER,FRONT			
F001-70-640	1				
70-660D		REINF.,ROOF			
F001-70-661	1				
70-700		HEADER,REAR			
F001-70-700B	1				
74-030		PANEL,ROOF			
F001-70-601A	1				

5360 A ROOF PANELS
(SUN ROOF)

5360 A-1 * ROOF PANELS
(SUN ROOF)



PART NO.	QTY	MODEL/RESTRICTION	MODEL/RESTRICTION	MODEL/RESTRICTION	FROM-TO
70-640		HEADER, FRONT			
FD01-70-640	1				
70-700		HEADER, REAR			
FD01-70-700B	1				
74-030		PANEL, ROOF			
FD04-70-600B	1				



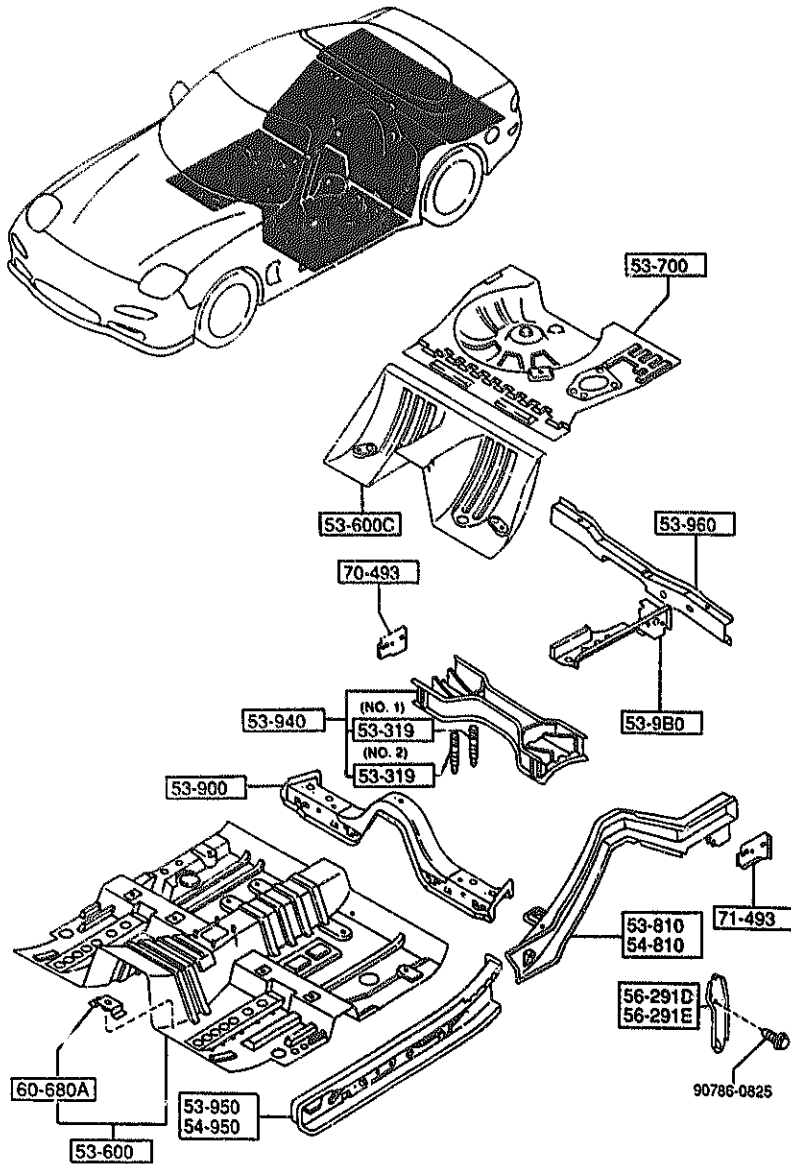
PART NO.	QTY	MODEL/RESTRICTION	MODEL/RESTRICTION	MODEL/RESTRICTION	FROM-TO
53-319		BOLT, MOUNT-MEMBER			
FD01-53-317A	2	(ILLUST. NO.1)			
FD01-53-318	2	(ILLUST. NO.2)			
53-600		PAN, FLOOR-FRONT			
FDY1-53-600A	1				
53-600C		PAN, FLOOR-CENTER			
FDY1-53-720	1				
53-700		PAN, FLOOR-REAR			
FDY1-53-710	1				
53-810		FRAME(R), REAR SIDE			
FD01-53-810E AN(FD01-53-810F)	1				-3A20
FD01-53-810F	1				3A20-
53-980		FRAME, CENTER-REAR SIDE			
FD01-53-980A	1				
53-900		MEMBER NO.3, CROSS			
FD01-53-910A AN(FD01-53-910B)	1				-3C01
FD01-53-910B	1				3C01-
53-940		MEMBER NO.4, CROSS			
FD01-53-930C	1				
53-950		PANEL(R), SIDE SILL			
FD01-53-950B	1				
53-960		MEMBER NO.5, CROSS			
FD01-53-940A	1				
54-810		FRAME(L), REAR SIDE			
FD01-54-810F AN(FD01-54-810G)	1				-3A20
FD01-54-810G AN(FD01-54-810H)	1				3A20-3B02
FD01-54-810H	1				3B02-
3A20 FD333*-301093 3B02 FD333*-301117 3C01 FD333*-301464					

AUFA05

CAT. AUFA05-03

1995-03

5370 FLOOR PANELS



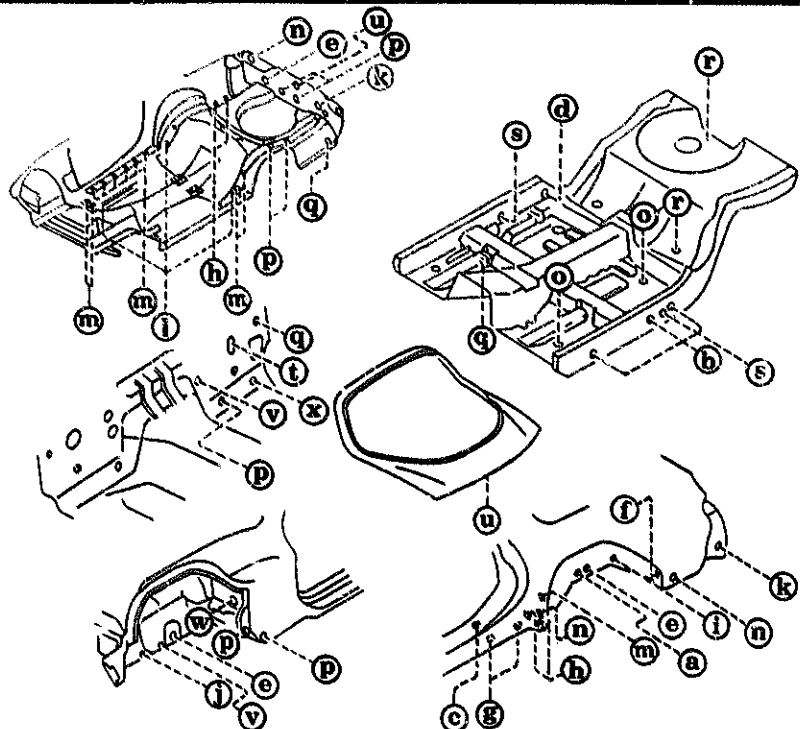
PART NO.	QTY	MODEL/RESTRICTION	MODEL/RESTRICTION	MODEL/RESTRICTION	FORM-10
54-950		PANEL(L),SIDE SEAL			
FD01-54-950A	1				
56-291D		HOOK(R),TIE DOWN			
FD01-56-251B	1				
56-291E		HOOK(L),TIE DOWN			
FD01-56-252B	1				
60-680A		BRACKET,FLOOR			
0305-53-160	2				
70-493		PLATE(R),CLOSING-R.F. ENDER			
FD01-53-781B	1				
71-493		PLATE(L),CLOSING-R.F. ENDER			
FD01-54-781B	1				

AUFA05

CAT. AUFA05-83

1995-03

5380 FLOOR ATTACHMENTS (HOLE COVERS)



- | | | |
|------------------|------------------|------------------|
| a 43-095 | i 56-051B | q 56-242 |
| b 45-961B | j 56-052 | r 56-971 |
| c 50-753A | k 56-052A | s 58-868E |
| d 51-051C | l 56-054 | t 61-238 |
| e 51-274H | m 56-056 | u 62-869A |
| f 51-831B | n 56-112B | v 66-9A1 |
| g 51-9A1 | o 56-231A | w 67-056A |
| h 51-9A2 | p 56-241B | x 56-241 |

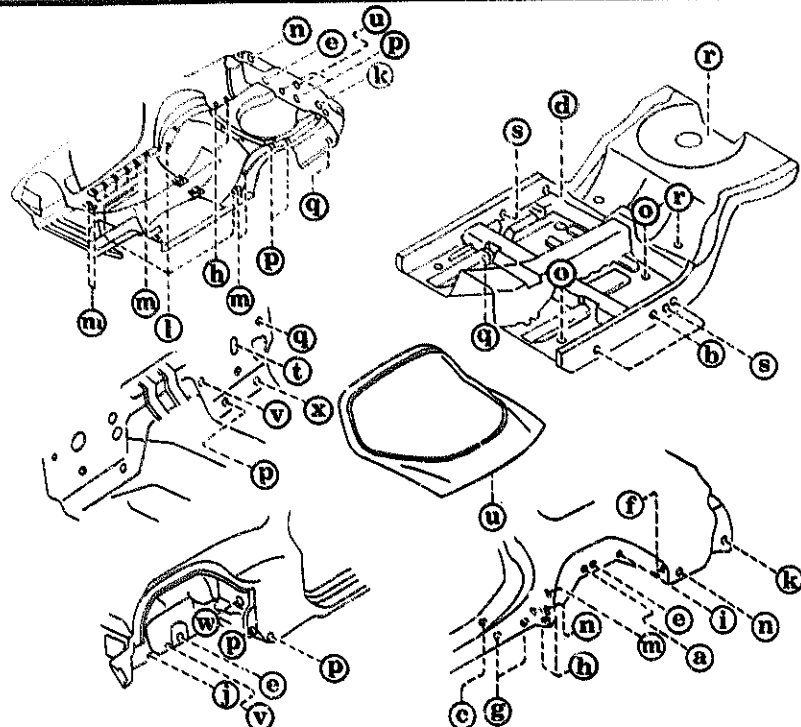
5380 -1 FLOOR ATTACHMENTS (HOLE COVERS)

PART NO.	QTY	MODEL/RESTRICTION	MODEL/RESTRICTION	MODEL/RESTRICTION	FROM-TO
43-095		GROMMET			
H001-43-095	2				
45-961B		CAP			
H002-45-961	3				
50-753A		FASTENER			
FD01-50-753	2				
51-051C		PLUG,HOLE			
BR70-51-264	1				
51-274H		GROMMET			
BF67-51-261	6				
51-831B		PLUG,HOLE-FLAP			
DA14-51-831	2				
51-9A1		PLUG*A*,BLIND-S.SPOILER			
FB03-51-9A1	4				
51-9A2		PLUG*B*,BLIND-S.SPOILER			
FB03-51-9A2	8				
56-051B		COVER,HOLE			
GA5R-56-051	2				
56-052		PLUG,DRAIN			
B092-56-052	2	D=12MM			
56-052A		PLUG,HOLE-F.SIDE FRAME			
H260-56-052	3				
56-054		PLUG,HOLE			
FD01-56-051	4				
56-056		COVER,HOLE			
GA5R-56-052	22				
56-112B		PLUG,DRAIN			

AUFA05

CAT. AUFA05-03

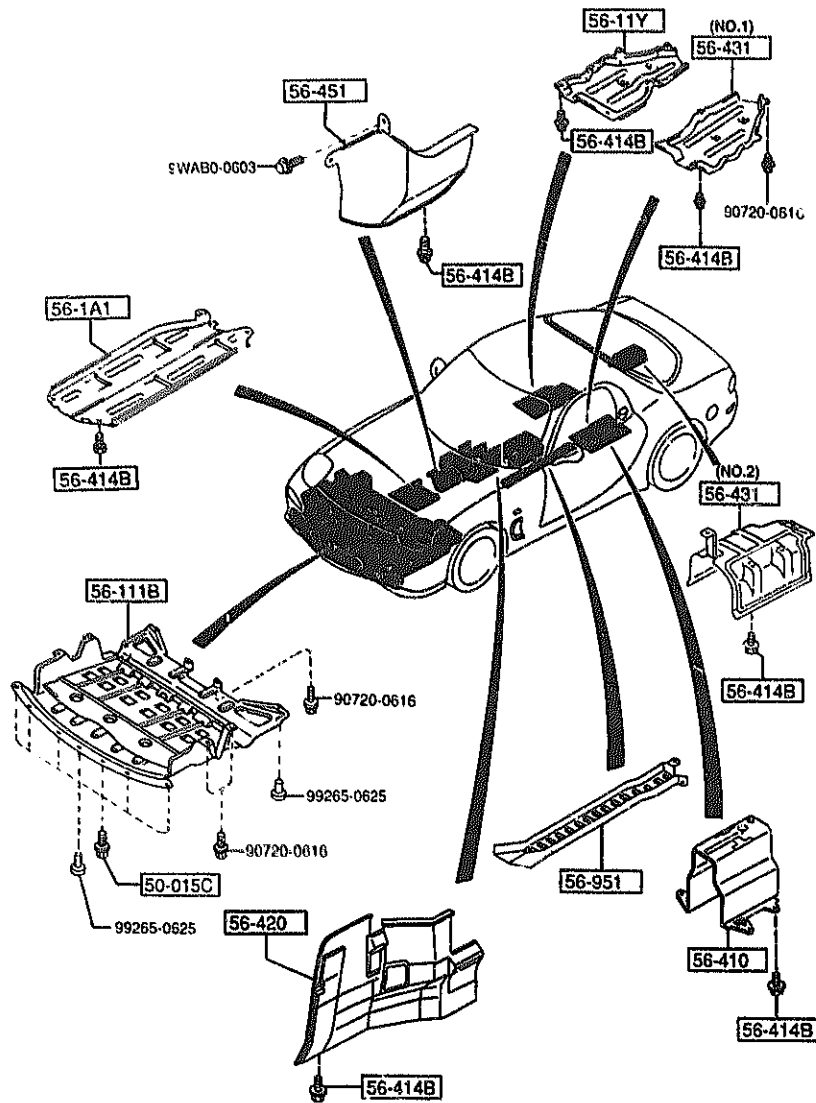
1995-03



- | | | |
|------------------|------------------|------------------|
| a 43-095 | i 56-051B | q 56-242 |
| b 45-961B | j 56-052 | r 56-971 |
| c 50-753A | k 56-052A | s 58-868E |
| d 51-051C | l 56-054 | t 61-238 |
| e 51-274H | m 56-056 | u 62-869A |
| f 51-831B | n 56-112B | v 66-9A1 |
| g 51-9A1 | o 56-231A | w 67-056A |
| h 51-9A2 | p 56-241B | x 56-241 |

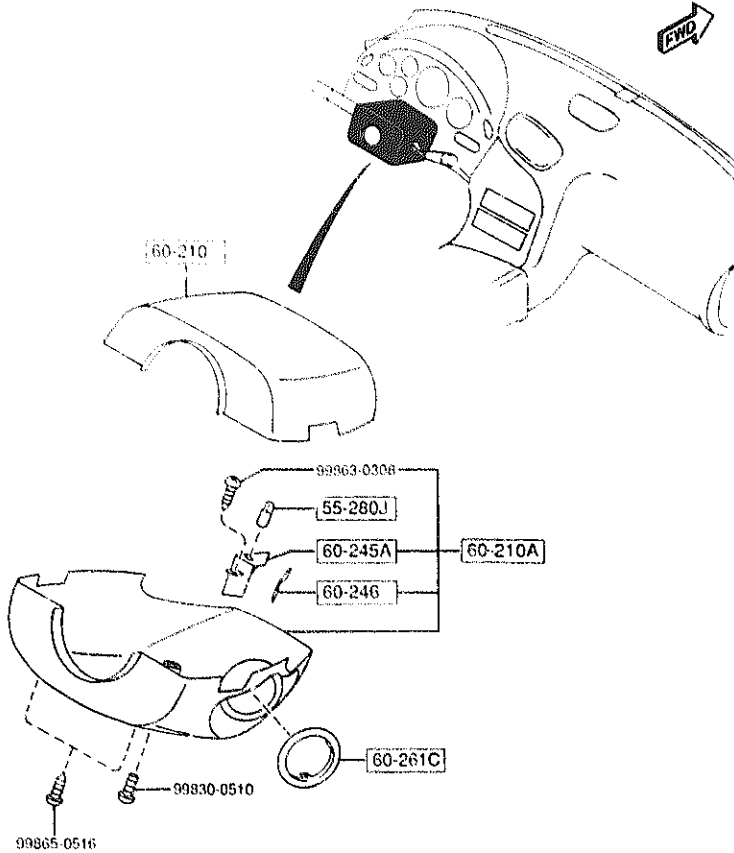
PART NO.	QTY	MODEL/RESTRICTION	MODEL/RESTRICTION	MODEL/RESTRICTION	FROM-TO
CONT'D FB01-56-057	6				
56-231A		COVER, SERVICE HOLE			
8173-56-053	4				
56-241		PLUG, DRAIN			
0118-56-241	2	(W/O AIR CON.)			
56-241B		PLUG			
8001-56-051	10				
56-242		PLUG, DRAIN			
0118-56-242B	6				
56-971		COVER, HOLE			
0866-56-971	3				
58-868E		PLUG, SERVICE COVER			
0559-58-868	2				
61-238		GROMMET, REAR FLOOR			
H260-61-238	1				
62-869A		PLUG, DRAIN-LIFT GATE UP.			
B216-62-869	2				
66-9A1		COVER, HOLE-ANTENNA			
KA01-66-9A1	2	(W/O SUN-RF) (STEEL SUN-RF)			
KA01-66-9A1	3	(GLASS SUN-RF)			
67-056A		COVER, HOLE			
FD01-67-HD1	1				

5390 FLOOR ATTACHMENTS



PART NO.	QTY	MODEL/RESTRICTION	MODEL/RESTRICTION	MODEL/RESTRICTION	FROM-TO
50-015C		BOLT			
BR70-50-022	6				
56-1A1		COVER, T/MISSION			
FD01-56-1A1C	1	(MT)			
56-11Y		COVER, UNDER-REAR			
FD01-56-113A	1				
56-111B		COVER, UNDER-FRONT			
FD01-56-100B	1				
56-410		INSULATOR, HEAT-FRONT			
FD01-56-430C	1				
56-414B		BOLT, INSULATOR, FRT H			
FB01-56-414	24	EAT (AT)			
FB01-56-414	29	(MT)			
56-420		INSULATOR, FRONT			
FD01-56-420C	1				
56-431		INSULATOR, HEAT			
FD01-56-114A	1	(ILLUST. NO. 1)			
FD01-56-450	1	(ILLUST. NO. 2)			
56-451		INSULATOR			
FD01-56-411	1				
56-951		PROTECTOR			
FD01-56-181	1				

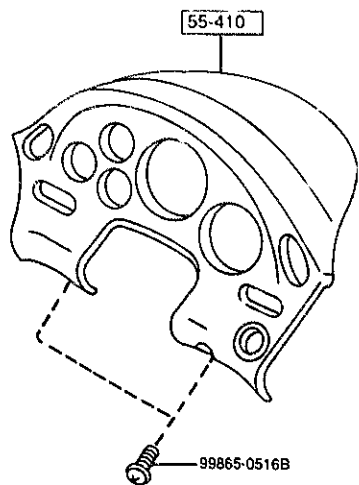
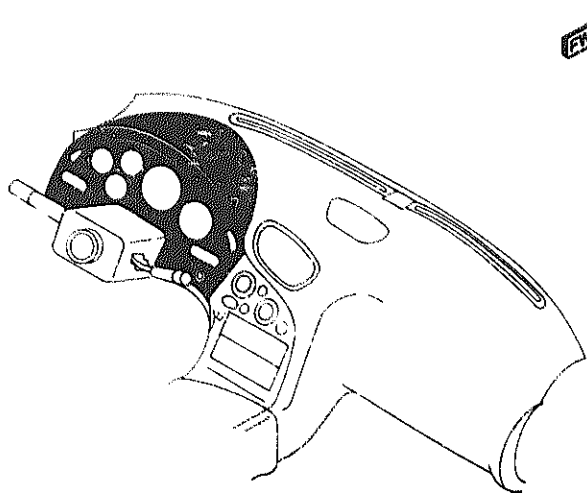
5500 DASHBOARD EQUIPMENTS



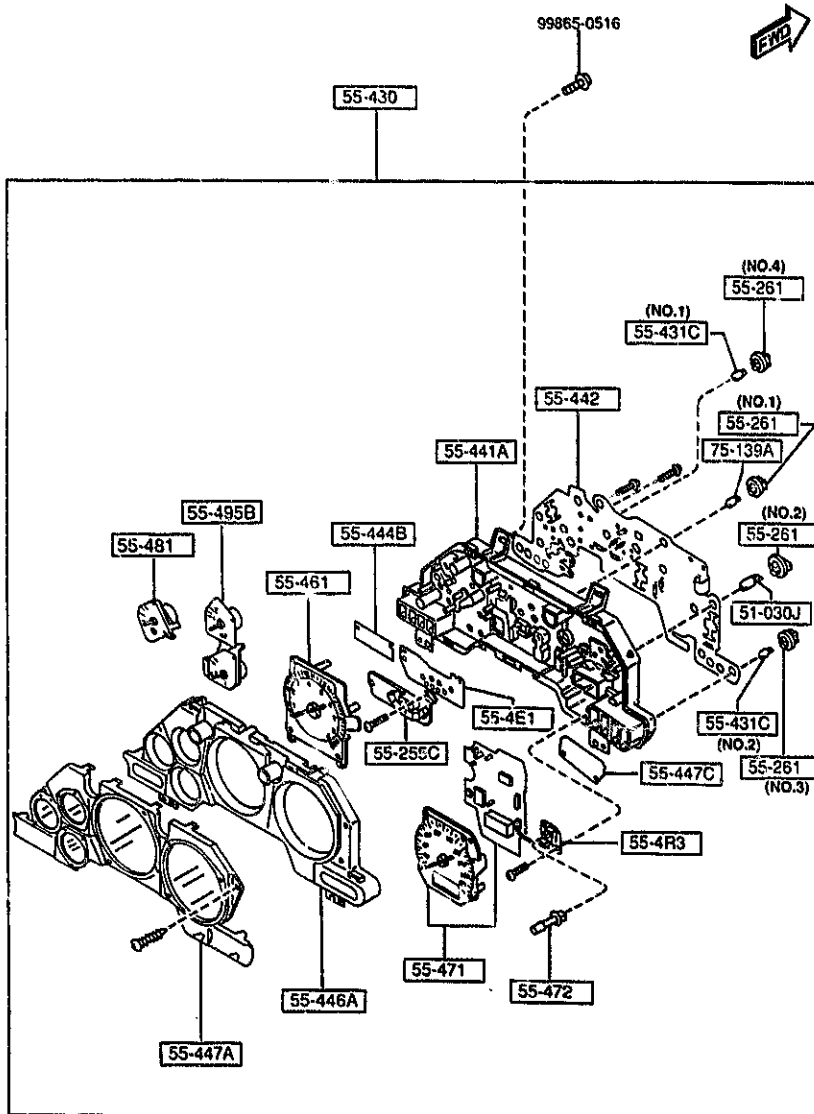
PART NO.	QTY	MODEL/RESTRICTION	MODEL/RESTRICTION	MODEL/RESTRICTION	FROM TO
55-280J		BULB			
B456-60-223	1				
60-210		COVER,COLUMN-UPPER			
FD01-60-221C	1				
00	INT-	FE5 FE6 FE7 BLACK			
60-210A		COVER,COLUMN-LOWER			
FD01-60-230D	1				
00	INT-	FE5 FE6 FE7 BLACK			
60-245A		CASE,LAMP			
FD01-60-245A	1				
60-246		LENS,COLUMN COVER			
FD01-60-246	1				
60-261C		RING SET-KEY CYLINDER			
LA01-60-261	1				

5520 -1 * METER HOOD

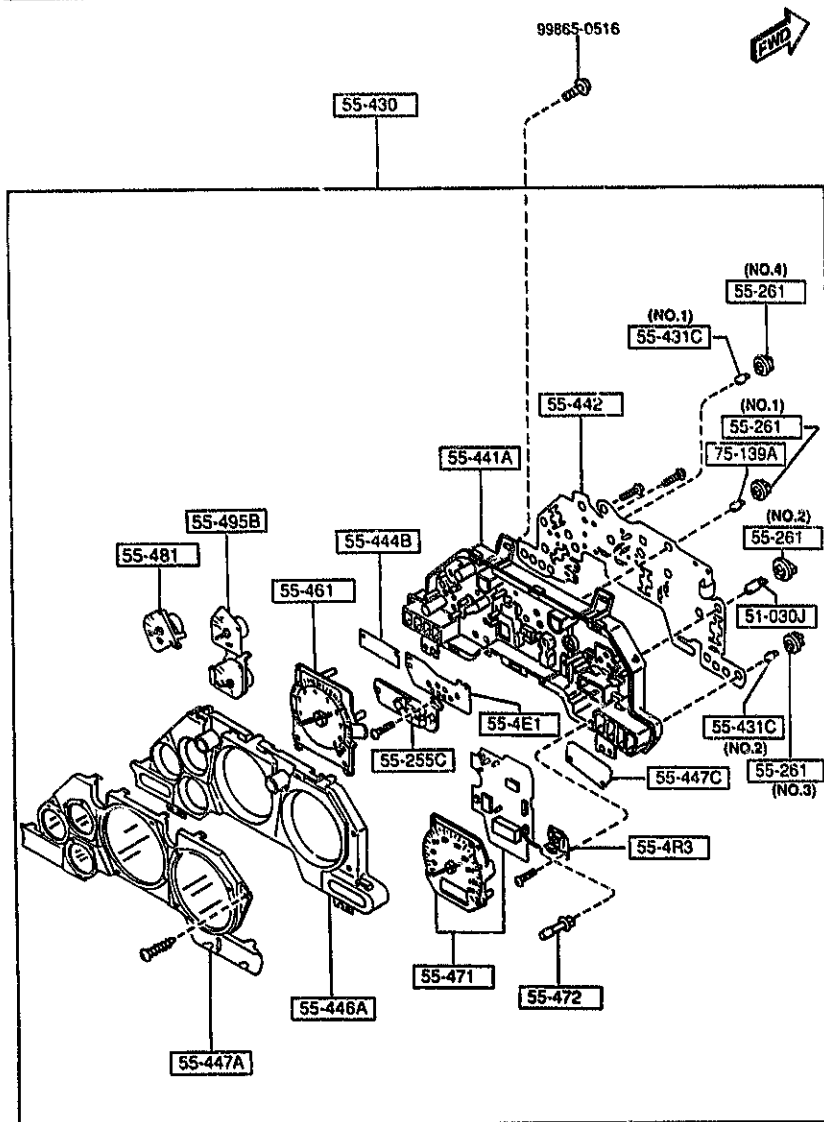
5520 METER HOOD



PART NO.	QTY	MODEL/RESTRICTION	MODEL/RESTRICTION	MODEL/RESTRICTION	FROM-TO
55-410		HOOD, METER			
FD15-55-420	1				

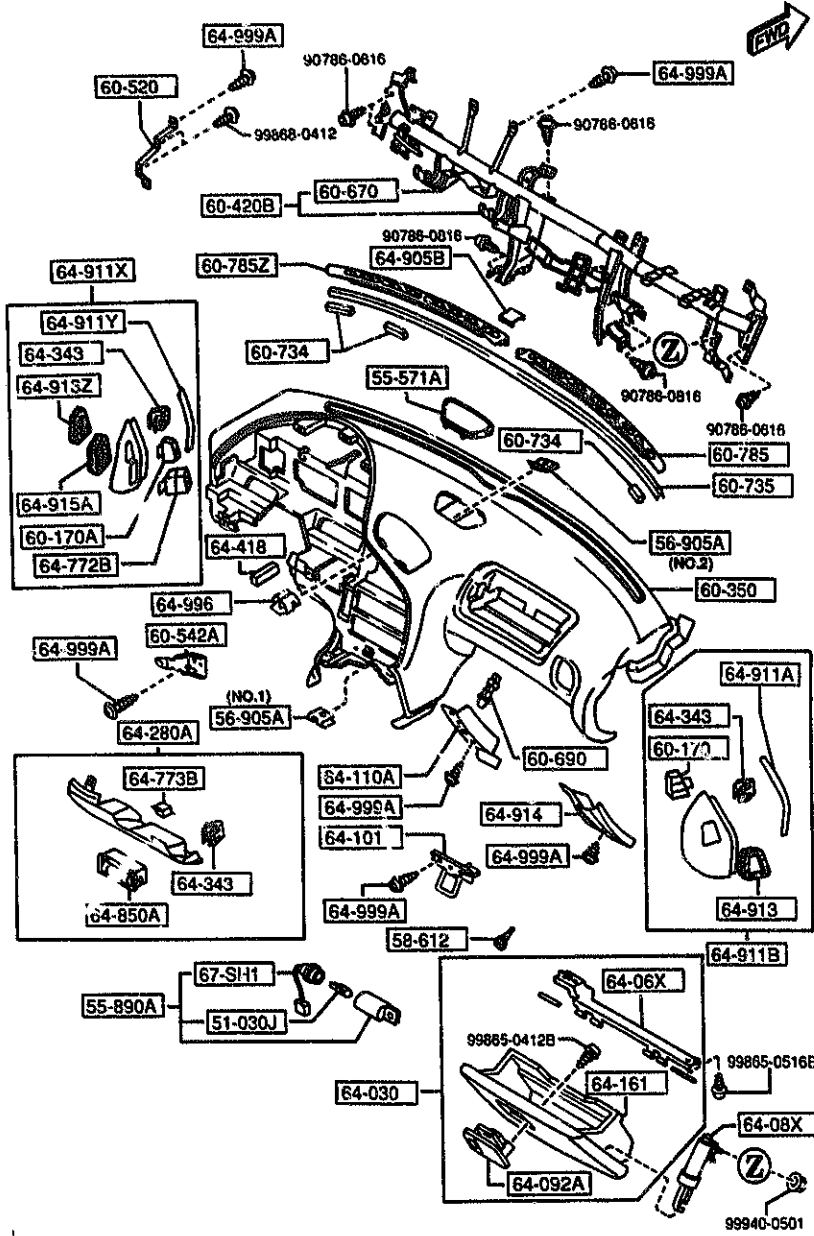


PART NO.	QTY	MODEL/RESTRICTION	MODEL/RESTRICTION	MODEL/RESTRICTION	FROM-TO
51-030J		BULB			
99701-6030	4	12V 3.4W			
55-255C		CASE, WARNING UNIT			
FD01-55-4W1	1	((MT))>(NOR. SUSP)			
FD02-55-4W1	1	(AT)			
55-261		SOCKET			
B456-55-261	6	12V 3W (ILLUST. NO.1)			
FD01-55-261	4	(ILLUST. NO.2)			
FD02-55-261	7	(ILLUST. NO.3)			
FD03-55-261	2	(ILLUST. NO.4)			
55-4E1		INDICATOR, ECONOMY-METER			
FD02-55-4E1	1	(AT)			
55-4R3		SWITCH			
FD01-55-487	1				
55-430		METER SET			
FD15-55-430C	1	((MT))>(NOR. SUSP)			
FD16-55-430C	1	((MT))>(HARD SUSP)			
FD17-55-430C	1	(AT)			
55-431C		BULB*B', WARNING UNIT			
FD01-55-431	2	14V/2W (ILLUST. NO.1)			
FD02-55-431	7	14V/1.4W (ILLUST. NO.2)			
55-441A		CASE, METER			
FD01-55-441	1				
55-442		PLATE NO.1, PRINT			
FD01-55-442	1	((MT))>(NOR. SUSP)			
FD02-55-442	1	(AT)			
FD03-55-442	1	((MT))>(HARD SUSP)			



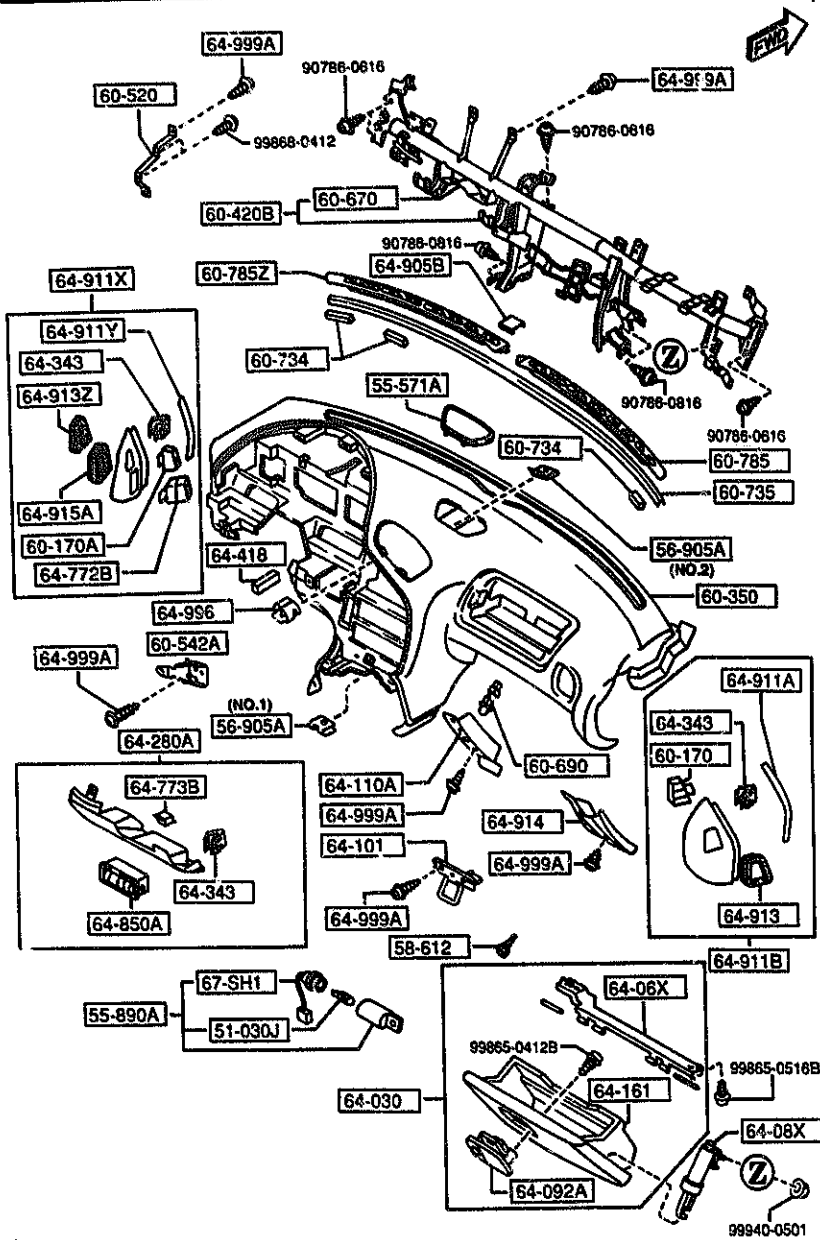
PART NO.	QTY	MODEL/RESTRICTION	MODEL/RESTRICTION	MODEL/RESTRICTION	FROM-TO
55-444B		LENS, WARNING			
FD01-55-444	1				
55-446A		PLATE, WINDOW			
FD01-55-446	1				
55-447A		GLASS, FRONT-WARNING UNIT			
FD01-55-447A	1				
55-447C		LENS, WARNING			
FD01-55-445	1				
55-461		TACHOMETER			
FD15-55-461A	1	((MT))>((NOR. SUSP))			
FD16-55-461A	1	((MT))>((HARD SUSP))			
FD17-55-461A	1	(AT)			
55-471		SPEEDOMETER			
FD15-55-471	1	(MT)			
FD17-55-471	1	(AT)			
55-472		KNOB, TRIPMETER			
FD01-55-473	1				
55-481		METER, FUEL			
FD01-55-481	1				
55-495B		METER, TEMP. -OIL			
FD01-55-491	1				
75-139A		BULB			
B456-55-431	6	12V 3W			

5560 DASHBOARD & RELATED PARTS



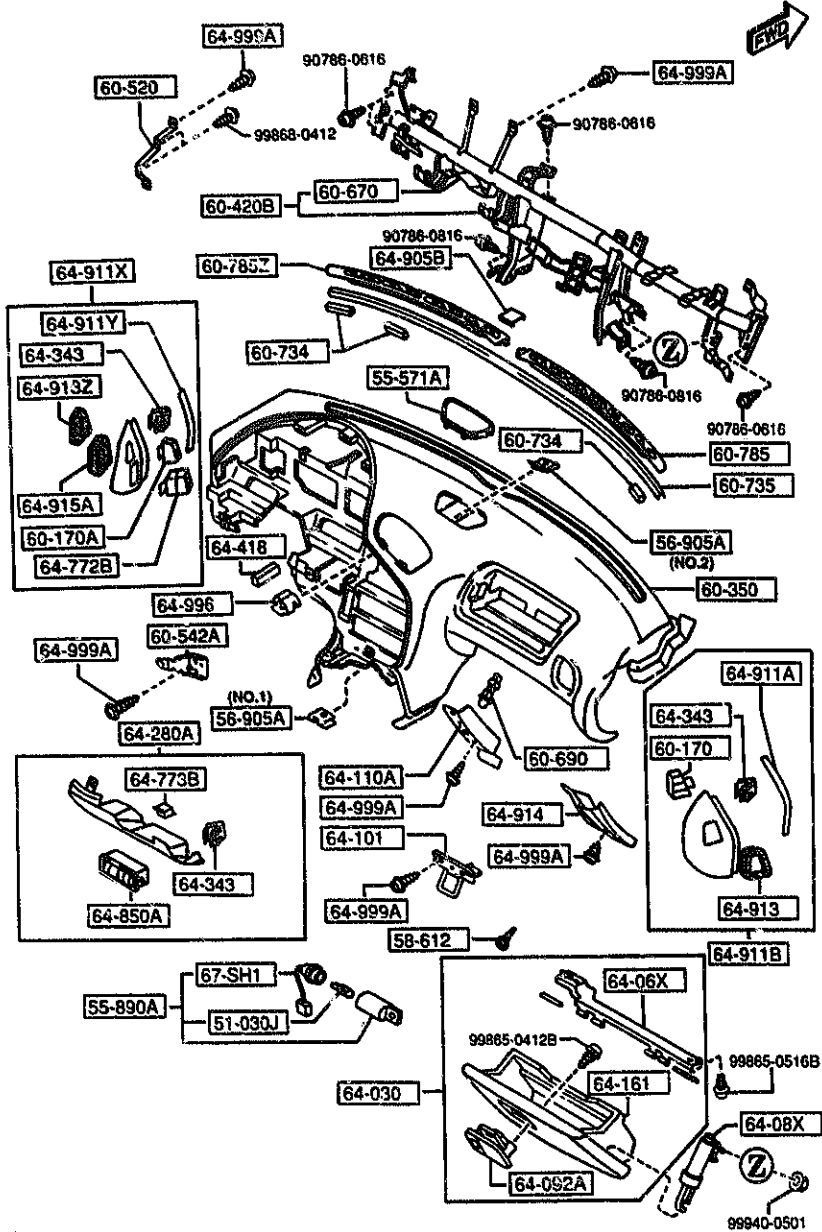
PART NO	QTY	MODEL/RESTRICTION	MODEL/RESTRICTION	MODEL/RESTRICTION	FROM-TO
51-030J		BULB			
3625-75-139	1	12V 1.4W, FOR WARNING			
55-571A		GRILLE, SPEAKER			
FD01-55-530A	1				
00	INT-	FE5 FE6 FE7 BLACK			
55-898A		LAMP, GLOVE BOX			
FD15-64-170A	1				
56-905A		NUT, SPRING			
B092-60-408	8	(ILLUST. NO.1)			
E016-60-408	3	(ILLUST. NO.2)			
58-612		CUSHION, RUBBER			
B092-64-046	2				
60-170		NOZZLE(R), SIDE-DEMIS TER			
FD01-60-182	1				
60-170A		NOZZLE(L), SIDE-DEMIS TER			
FD01-60-192	1				
60-350		PAD, CRASH			-3A06
FD15-60-350C	1				
02	INT-	FE5 FE6 FE7 BLACK			3A06-
FD15-60-350D	1				
02	INT-	FE5 FE6 FE7 BLACK			
60-420B		MEMBER, CRASH PAD			-3A06
FD15-60-420E A (FD15-60-420G)	1				
FD15-60-420G	1				3A06-
60-520		BRACKET, CENTER			
FD01-60-534	1				
60-542A		BRACKET, CENTER PANEL			
FD01-60-582	1				
3A06 FD333X-3D0939					

5560 DASHBOARD & RELATED PARTS

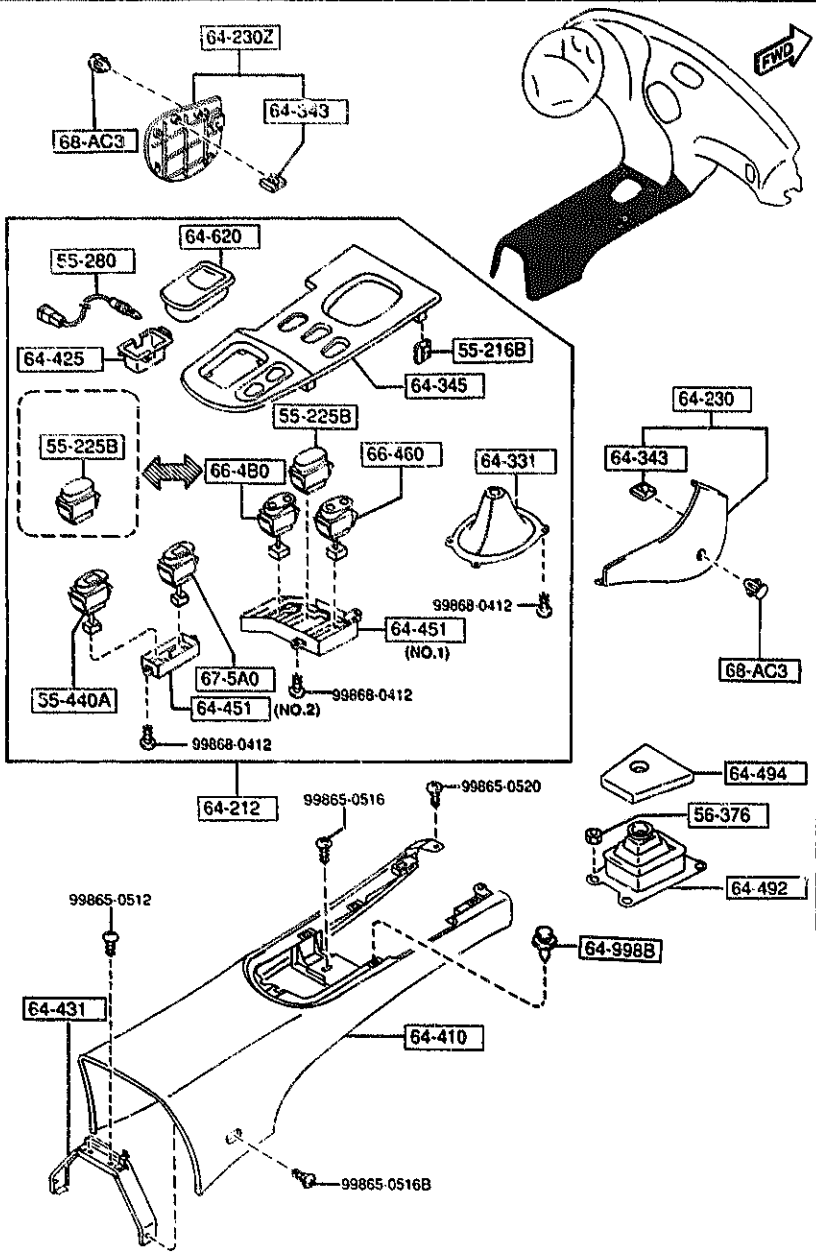


PART NO.	QTY	MODEL/RESTRICTION	MODEL/RESTRICTION	MODEL/RESTRICTION	FROM-TO
60-670		BRACKET, STEERING			
FD01-60-670	1				
60-690		SWITCH, GLOVE TRAY			
J002-66-540A	1				
60-734		PAD NO. 1, GARNISH-UPPER			
FD01-60-734A	3				
60-735		PAD NO. 2, GARNISH-UPPER			
FD01-60-735	1				
60-785		GRILLE(R), DEF. NOZZLE			
FD01-60-780	1				
02	INT-	FE5 FE6 FE7 BLACK			
60-785Z		GRILLE(L), DEF. NOZZLE			
FD01-60-790	1				
02	INT-	FE5 FE6 FE7 BLACK			
64-030		BOX, GLOVE			-3908
FD15-64-030D	1				
02	INT-	FE5 FE6 FE7 BLACK			
FD15-64-030E	1				3908-
02	INT-	FE5 FE6 FE7 BLACK			
64-06X		HINGE, GLOVE LID			
FD15-64-071A	1				
64-08X		DAMPER, GLOVE BOX			
FD15-64-08XA (FD15-44-08XB)	1				-3C14
FD15-64-08XB	1				3C14-
64-092A		LOCK, GLOVE LID			
BC1D-64-090	1				-3908
02	INT-	FE5 FE6 FE7 BLACK			
BC5E-64-090	1				3908-4520
00	INT-	FE5 FE6 FE7 BLACK			
3908 FD333*-300473 3C14 FD333*-301599 4520 FD333*-303548					

5560 DASHBOARD & RELATED PARTS



PART NO.	QTY	MODEL/RESTRICTION	MODEL/RESTRICTION	MODEL/RESTRICTION	FROM-TO
CONT'D					
BC5E-64-090A	1				4520-
00	INT-	FE5 FE6 FE7 BLACK			
64-101		STRIKER			
FD15-64-10XC	1				
64-110A		COVER(R),GLOVE			
FD15-64-117A	1				
64-161		BOX,GLOVE			
FD15-64-161C	1				
64-280A		PANEL,LOWER			
FD01-64-280C	1				
02	INT-	FE5 FE6 FE7 BLACK			
64-343		SPRING			
H240-64-343	7				
64-418		PAD			
FD01-60-737	1				
64-772B		DUCT NO.2(L)			
FD01-64-842	1				
64-773B		SPRING			
B455-64-773	2				
64-850A		LOUVER,LAP-LOWER PAN EL			
FB01-64-850	1				
02	INT-	FE5 FE6 FE7 BLACK			
64-905B		COVER,HOLE-(C)			
FD01-64-905	1				
02	INT-	FE5 FE6 FE7 BLACK			
64-911A		COVER(R),SIDE			
FD01-64-971	1				
02	INT-	FE5 FE6 FE7 BLACK			
4520 FD333*-303548					



PART NO.	QTY	MODEL/RESTRICTION	MODEL/RESTRICTION	MODEL/RESTRICTION	FROM-TO
55-216B		SPRING,CENTER PANEL			
B092-55-257	5				
55-225B		COVER,HOLE			
FD01-55-225A	2				
00	INT-	FE5 FE6 FE7 BLACK			
55-280		BULB & SOCKET			
FD01-55-280	1				
55-440A		WARNING,HEAT			
FD01-67-5H0C	1				
56-376		NUT,SELF LOCK			
B001-56-376	4 (MT)				
64-212		PANEL,CONSOLE			
FD15-64-470	1	((MT)>>(W/O SUN-RF)) ((MT)>>(STEEL SUN-RF))			
00	INT-	FE5 FE6 FE7 BLACK FE5 FE6 FE7 BLACK			
FD17-64-470	1	((AT)>>(W/O SUN-RF))			
00	INT-	FE5 FE6 FE7 BLACK			
FD18-64-470	1	((MT)>>(GLASS SUN-RF))			
00	INT-	FE5 FE6 FE7 BLACK			
FD19-64-470	1	((AT)>>(GLASS SUN-RF))			
00	INT-	FE5 FE6 FE7 BLACK			
64-230		WALL(R),SIDE			
FD15-64-220A	1				
02	INT-	FE5 FE6 FE7 BLACK			
64-230Z		WALL(L),SIDE			
FD01-64-240A	1				
02	INT-	FE5 FE6 FE7 BLACK			
64-331		BOOT,CHANGE			
FD01-64-330C	1	(MT)			

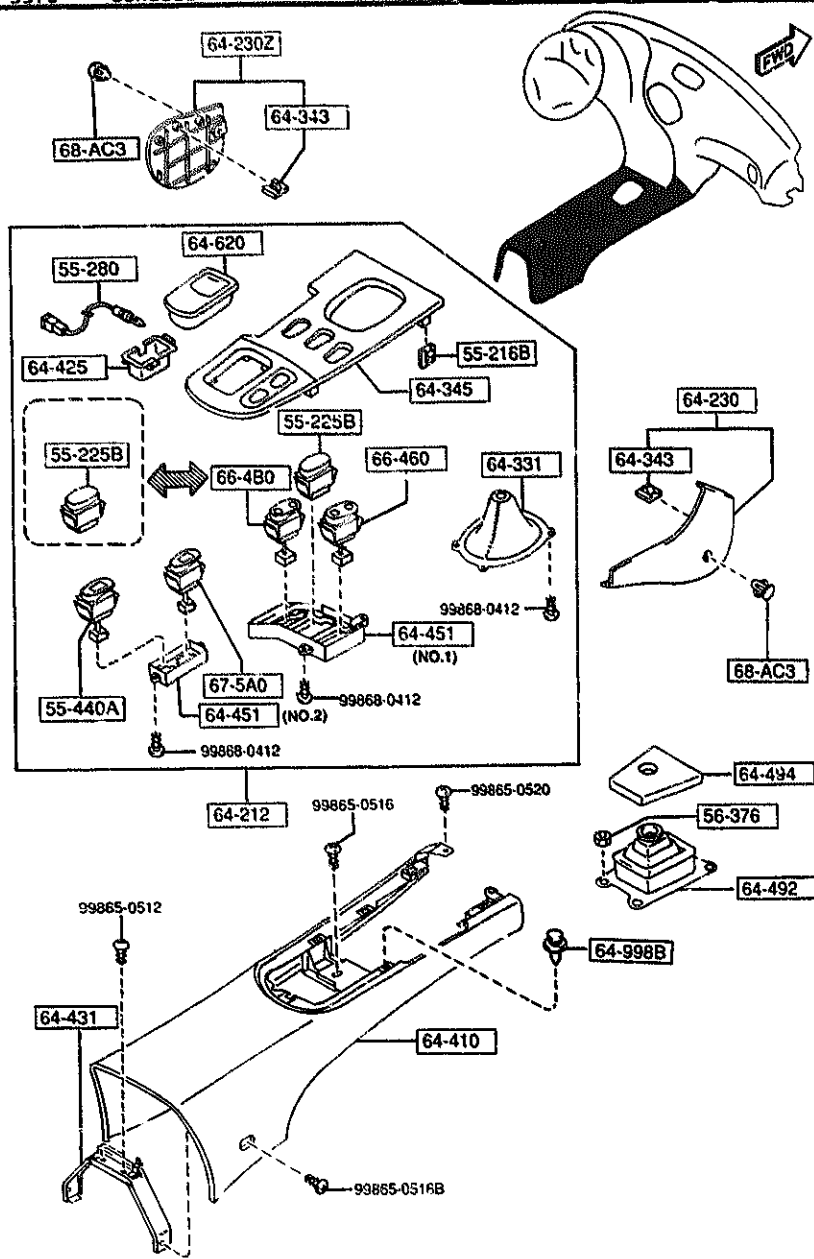
AUFA05

CAT. AUFA05-03

1995-03

2-K15

5570 CONSOLE



5570 -2 CONSOLE

PART NO.	QTY	MODEL/RESTRICTION	MODEL/RESTRICTION	MODEL/RESTRICTION	FROM-TO
CONT'D					
00	INT-	FE5 FE6 FE7 BLACK			
64-343		SPRING			
H260-64-343	3				
64-345		PANEL, SWITCH			
FD15-64-471	1 (MT)				
FD17-64-471	1 (AT)				
64-410		CONSOLE, REAR			
FD01-64-420E	1				
02	INT-	FE5 FE6 FE7 BLACK			
64-42F		CASE, LAMP			
FD01-64-42FA	1				
64-431		BRACKET, RR. CONSOLE-N 0.1			
FD15-64-43XA	1				
64-451		PANEL, SWITCH			
FD01-66-468	1 (ILLUST. NO.1)				
FD02-66-468	1 (ILLUST. NO.2)				
64-492		INSULATOR, BOOT			
FD01-64-490 A (FD01-64-490A)	1				-3817
FD01-64-490A	1 (MT)				3817-
64-494		PAD, CHANGE BOOT			
FB01-64-495	1 (MT)				
64-620		TRAY, ASH			
FD01-64-610A	1				
00	INT-	FE5 FE6 FE7 BLACK			
64-998B		CLIP			
FD01-64-998	1				-3A01
66-480		SWITCH, FOG-FRONT			
FD01-66-480A	1 (GLASS SUN-RF)				
3817 FD333*-300847					
3A01 FD333*-300888					

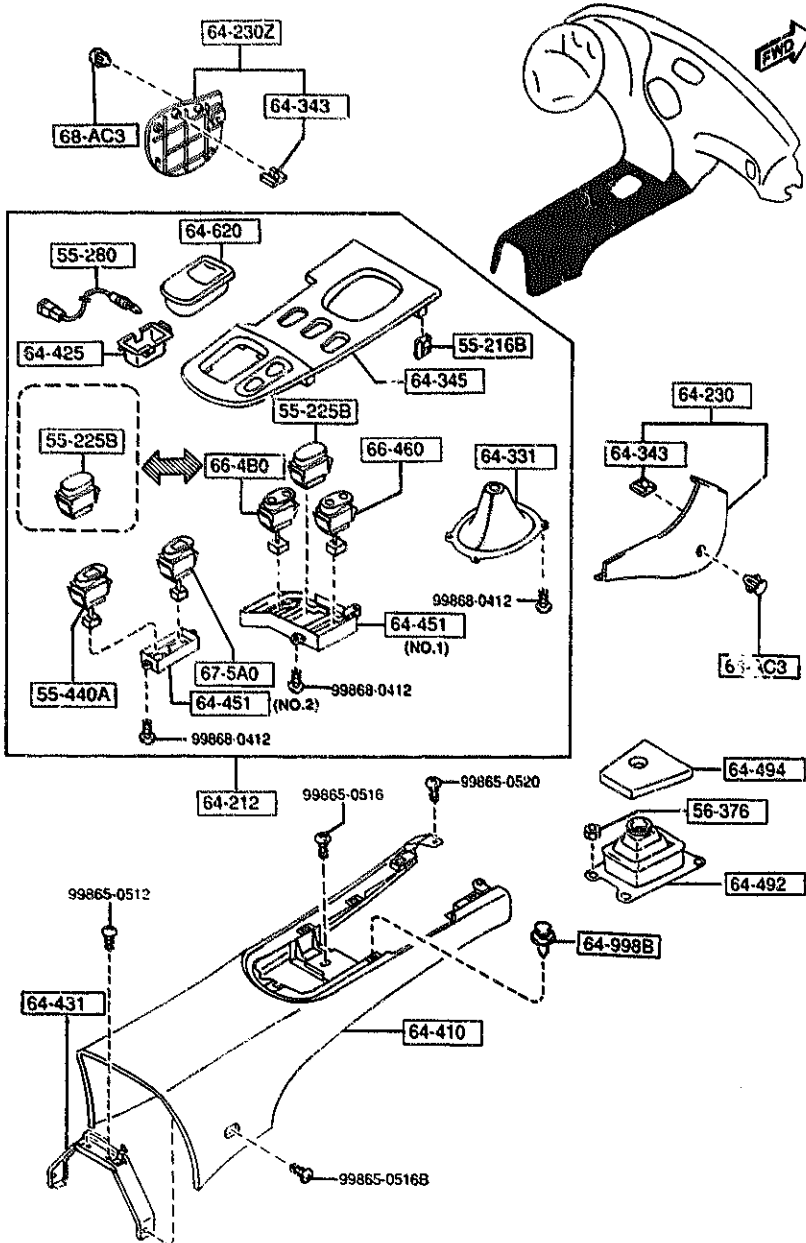
AUFA05

CAT. AUFA05-03

1995-03

5570 CONSOLE

5570 -3 * CONSOLE

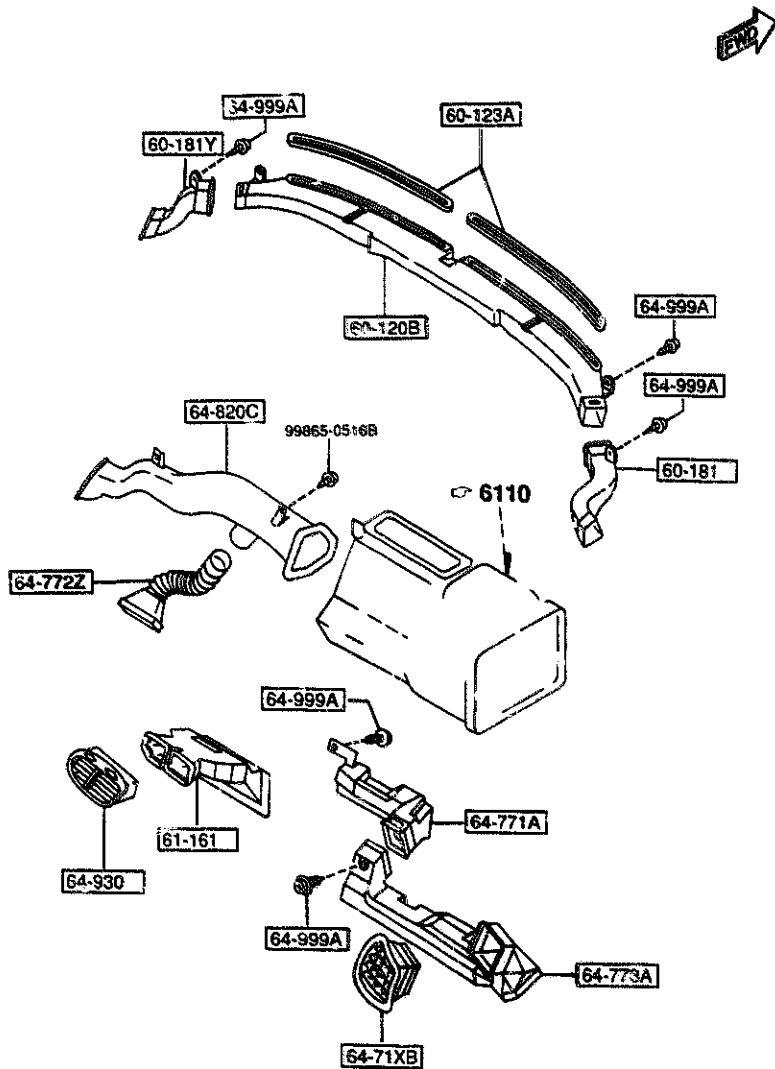


PART NO.	QTY	MODEL/RESTRICTION	MODEL/RFSTRICTION	MODEL/RESTRICTION	FROM-TO
66-460		SWITCH,RR. DEF.			
FD01-66-460A	1				
67-5A0		DISPLAY, SECURITY-ALARM			
FD01-67-5A0C	1				
68-AC3		FASTENER			
B467-68-AC3	2				
02	INT-	FE5 FE6 FE7 BLACK			


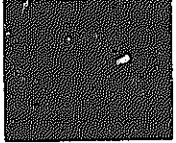

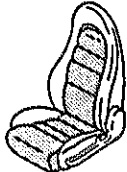
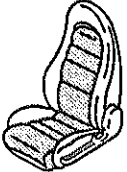

AUFA05

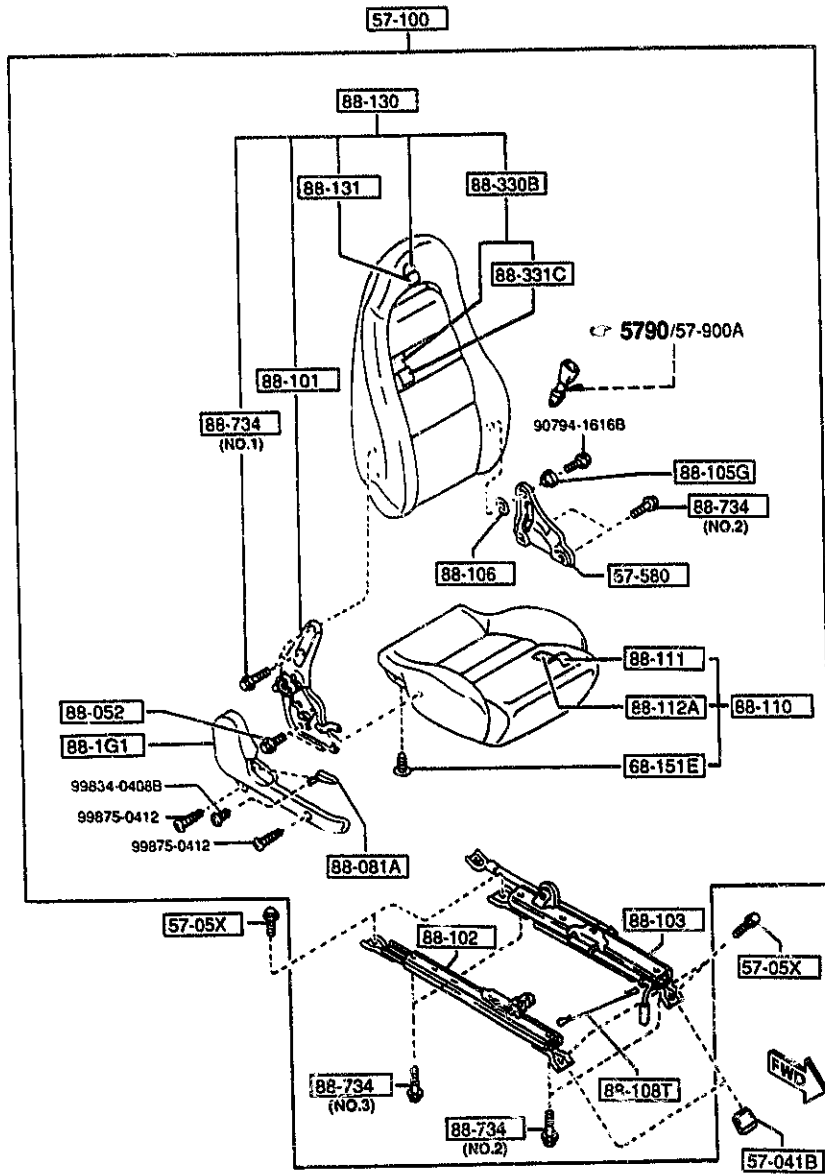
CAT. AUFA05-03

1995-03

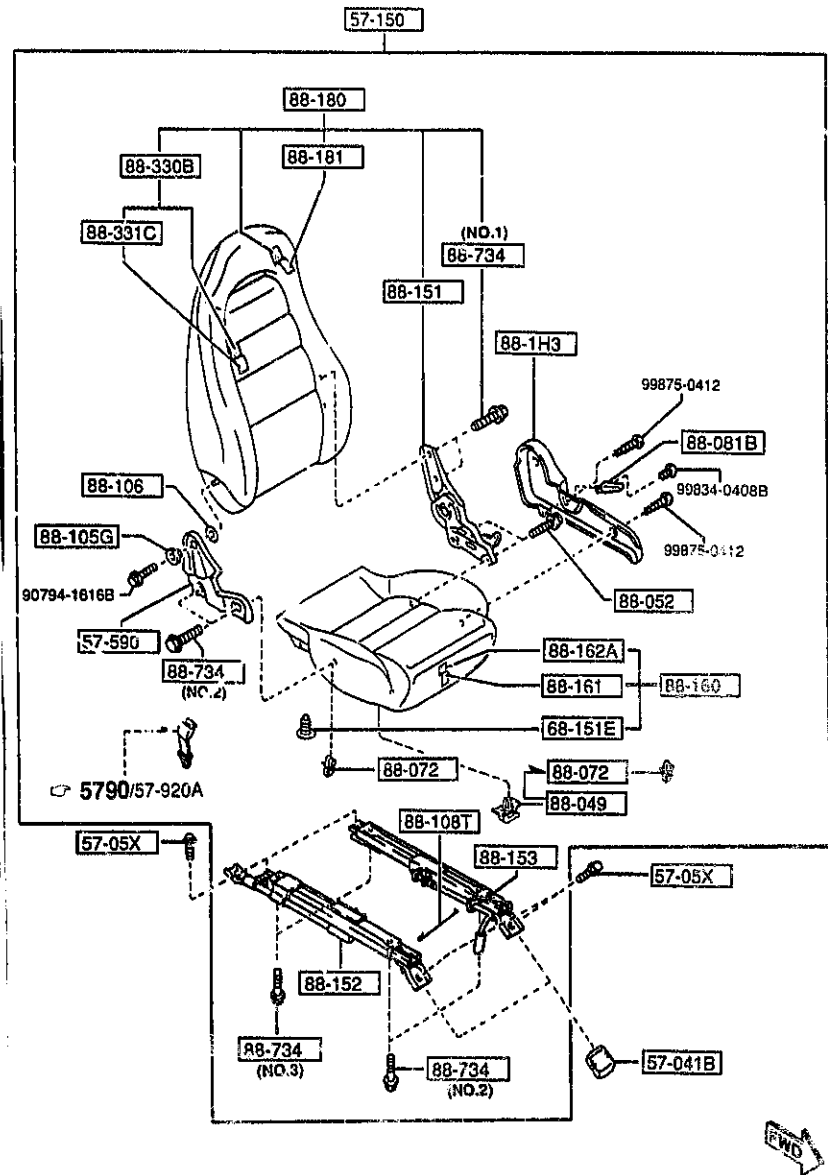


PART NO.	QTY	MODEL/RESTRICTION	MODEL/RESTRICTION	MODEL/RESTRICTION	FPM-13
60-120B		NOZZLE, DEFROSTER			
FD01-60-120	1				
60-123A		TAPE, SOFT-DEF. NOZZLE			
FD01-60-123	2				
60-181		HOSE, SIDE-DEMISTER			
FD01-60-181	1				
60-181Y		DUCT(L), SIDE DEMIST.			
FD01-60-191	1				
61-161		DUCT, CENTER			
FD01-61-160B	1				
64-71XB		LOUVER(R), VENT. GRILLE			
FD15-64-81XA	1				
02	INT-	FE5 FE6 FE7 BLACK			
61-771A		DUCT NO.1(R)			
FD15-64-741	1				
64-772Z		DUCT(L), LAP			
FD01-64-772B	1				
64-773A		DUCT NO.3(R)			
FD15-64-743B	1				
64-820C		DUCT(L), VENTILATOR			
FD01-64-84XA	1				
64-930		GRILLE(C), VENTILATOR			
FD01-64-930A	1				
02	INT-	FE5 FE6 FE7 BLACK			
64-999A		SCREW, TAPPING			
W201-64-999	6				

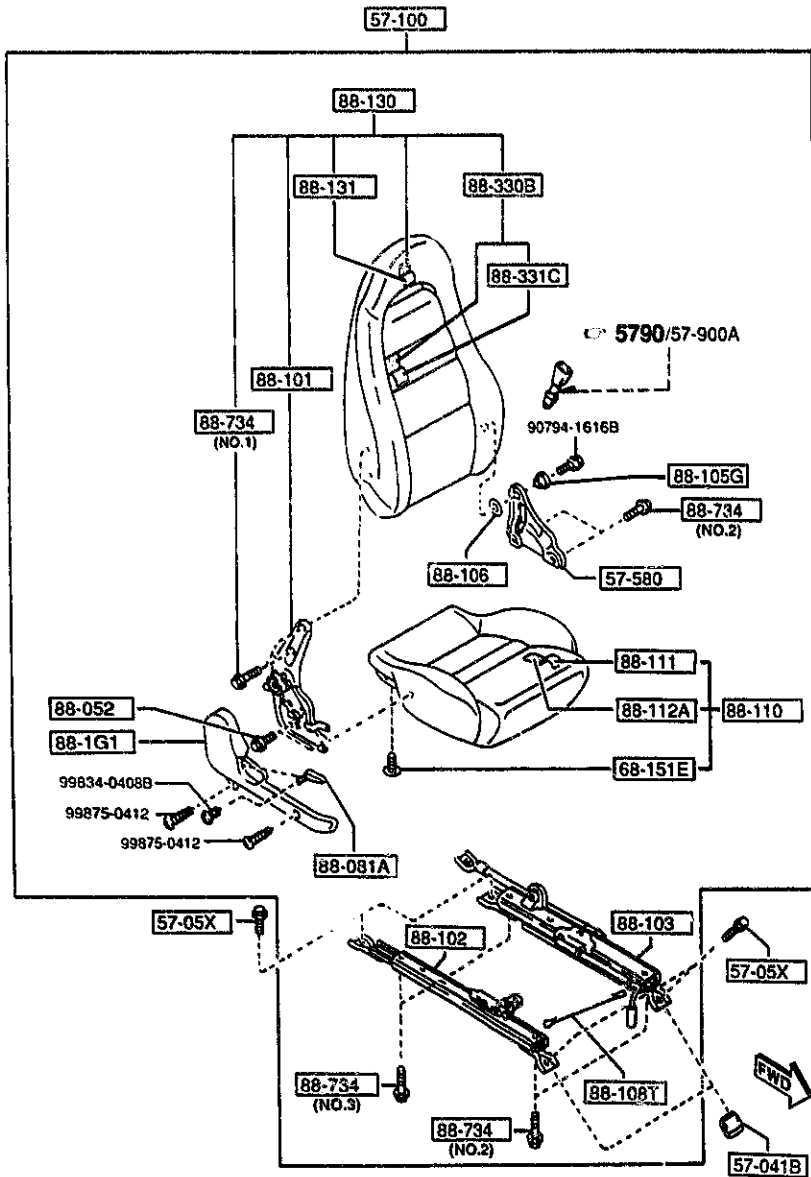
SPECIFICATIONS	GRADE	BASE	R2	BASE-OPT-RKG, TOURING
	SEAT TYPES	STA TYPE	STC TYPE	STD TYPE
SEAT TRIM	CLOTH "A"			
				



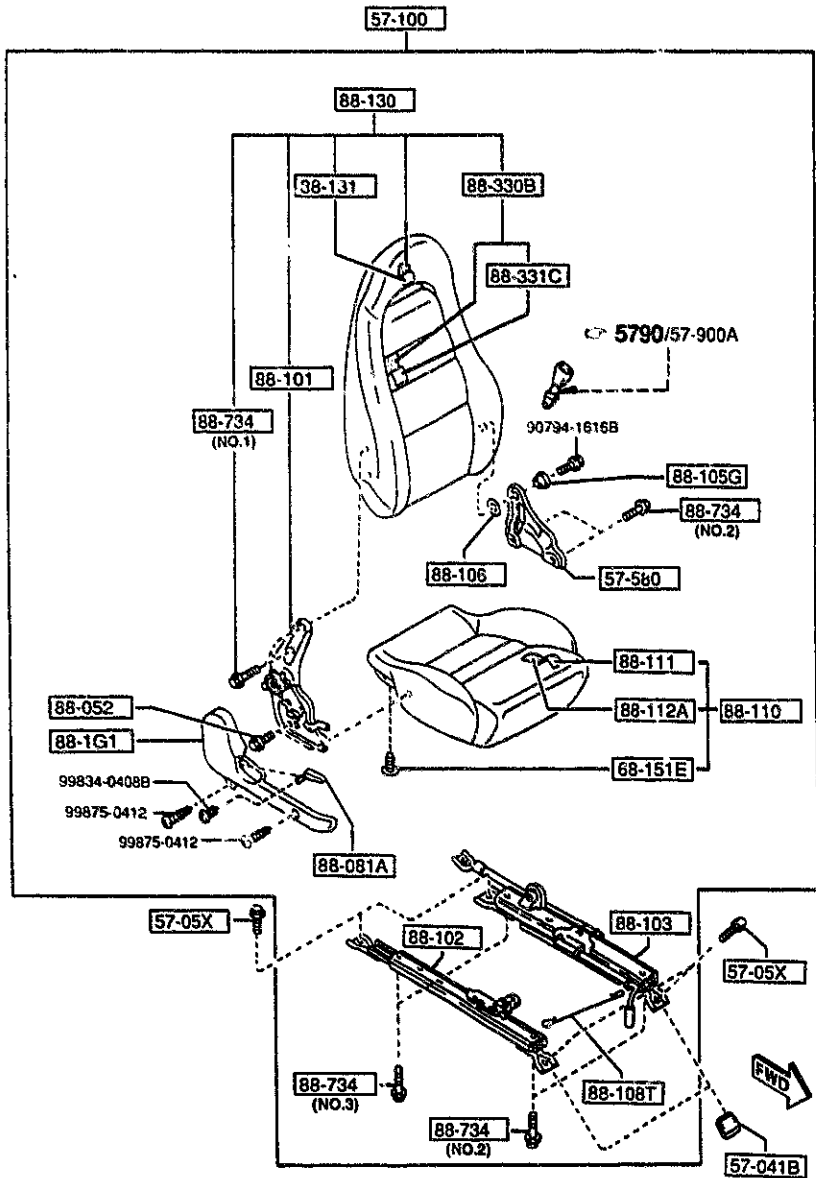
AUFA05



AUFA05

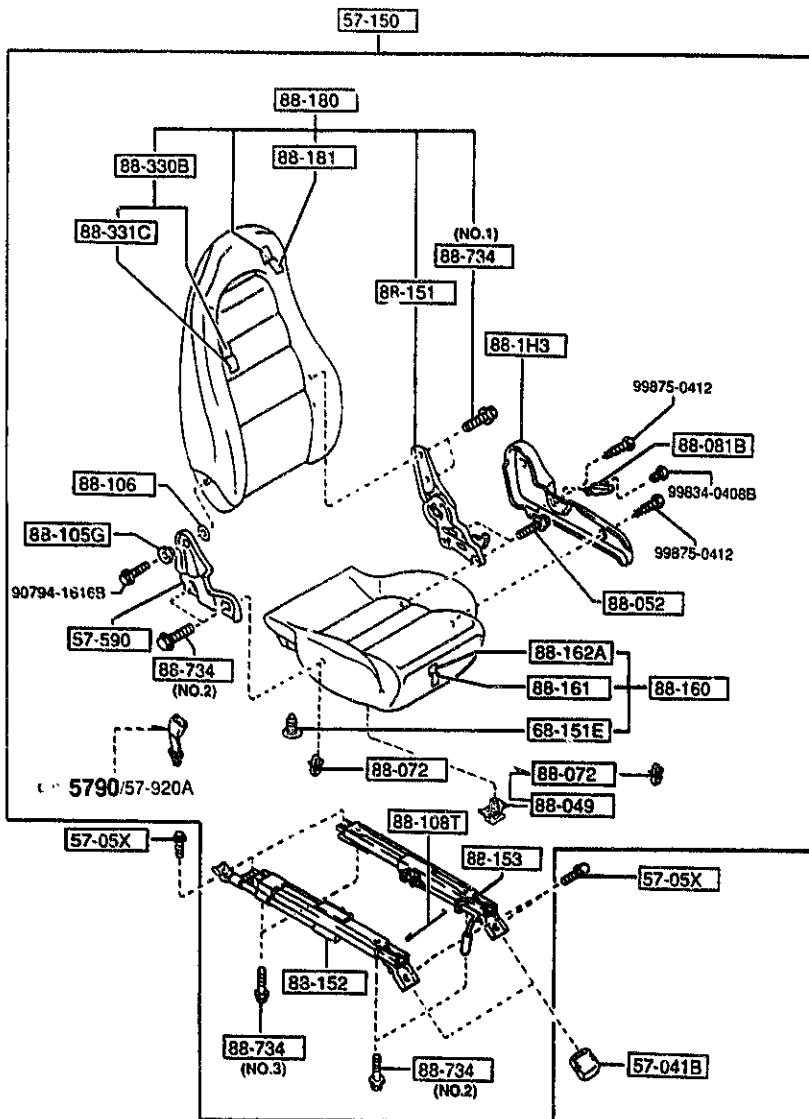


PART NO.	QTY	MODEL/RESTRICTION	MODEL/RESTRICTION	MODEL/RESTRICTION	FROM-TO
57-041B		COVER NO.1,ADJ-FRT			
J001-57-041	4				
02	INT-	FE5 BLACK			
17	INT-	FE7 RED			
33	INT-	FE6 TAN			
57-05X		BOLT, LINK			
8455-57-05XA	8				
57-100		SEAT(R),FRONT			
FD15-57-100	1	BASE, (STA TYPE)			
02	INT-	FE5 BLACK			
FD18-57-100	1	BASE-OPT-PKG, TOURIN G, (STD TYPE)			
02	INT-	FE5 BLACK			-3818
17	INT-	FE7 RED			3818-
18	INT-	FE7 RED			-3818
33	INT-	FE6 TAN			3818-
34	INT-	FE6 TAN			
FD19-57-100	1	R2, (STC TYPE)			
02	INT-	FE5 BLACK			
57-150		SEAT(L),FRONT			
FD01-57-150C	1	BASE, (STA TYPE)			
02	INT-	FE5 BLACK			
FD03-57-150C	1	R2, (STC TYPE)			
02	INT-	FE5 BLACK			-3C01
FD05-57-150C	1	BASE-OPT-PKG, TOURIN G, (STD TYPE)			
02	INT-	FE5 BLACK			-3818
17	INT-	FE7 RED			3818-
18	INT-	FE7 RED			-3818
33	INT-	FE6 TAN			3818-
34	INT-	FE6 TAN			
3818 FD323*-300084					
3C01 FD333*-301464					

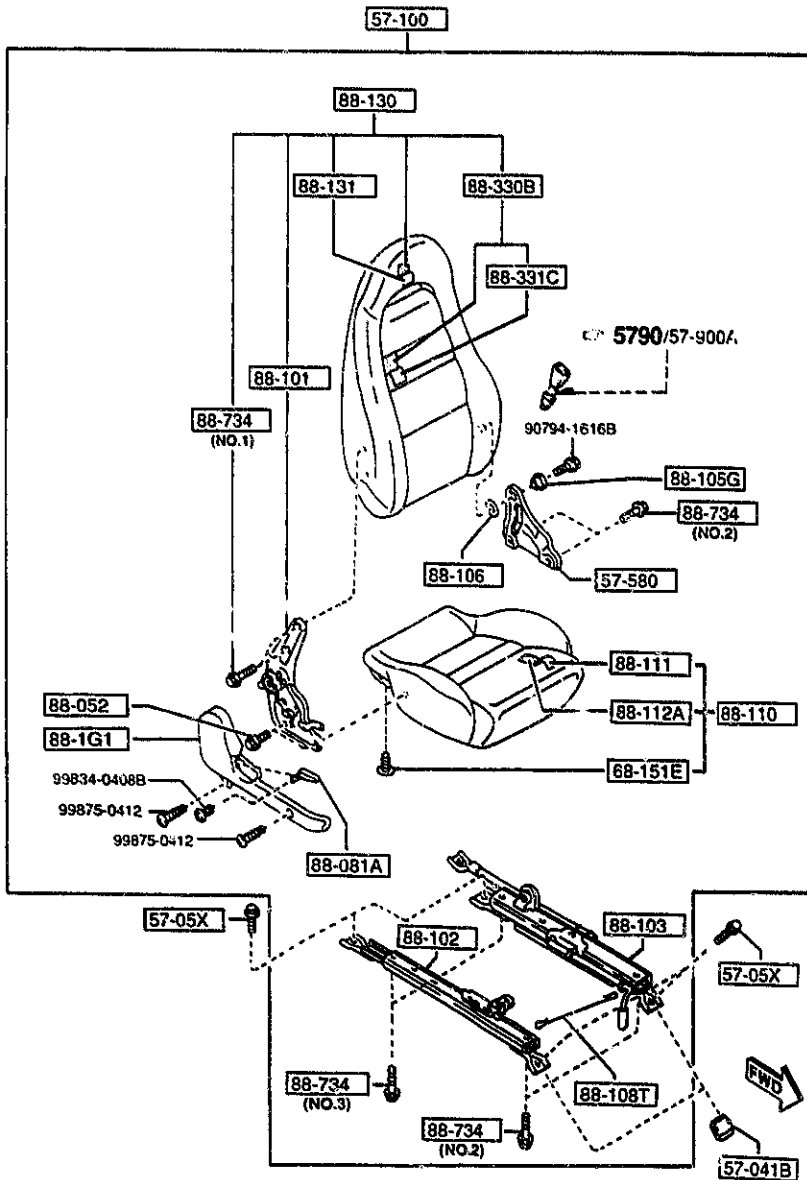


PART NO	QTY	MODEL/RESTRICTION	MODEL/RESTRICTION	MODEL/RESTRICTION	FRONT-YG
88-101		COVER NO.1, SIDE-F. SEAT			
FD01-88-101	1				
02	INT-	FE5 BLACK			
17	INT-	FE7 RED			
33	INT-	FE6 TAN			
88-1H3		COVER NO.4, SIDE-F. SEAT			
FD01-88-1H3	1				
02	INT-	FE5 BLACK			
17	INT-	FE7 RED			
33	INT-	FE6 TAN			
88-101		KNUCKLE(R), RECLINING			
FD01-88-101	1				
88-102		ADJUSTER, NO.1			
FD01-88-102	1				
88-103		ADJUSTER, NO.2			
FD11-88-103	1				
88-105G		BUSH, HINGE			
FD01-88-005	2				
88-106		WASHER			
FD01-88-006	2				
88-108T		WIRE, RELEASE			
FD01-88-106	2				
88-110		CUSHION(R), FRT SEAT			
FD15-88-110	1	BASE, (STA TYPE)			
02	INT-	FE5 BLACK			
FD18-88-110	1	BASE-OPT-PKG, TOURING (STD TYPE)			
02	INT-	FE5 BLACK			
17	INT-	FE7 RED			
18	INT-	FE7 RED			
3818 FD333*-300084					

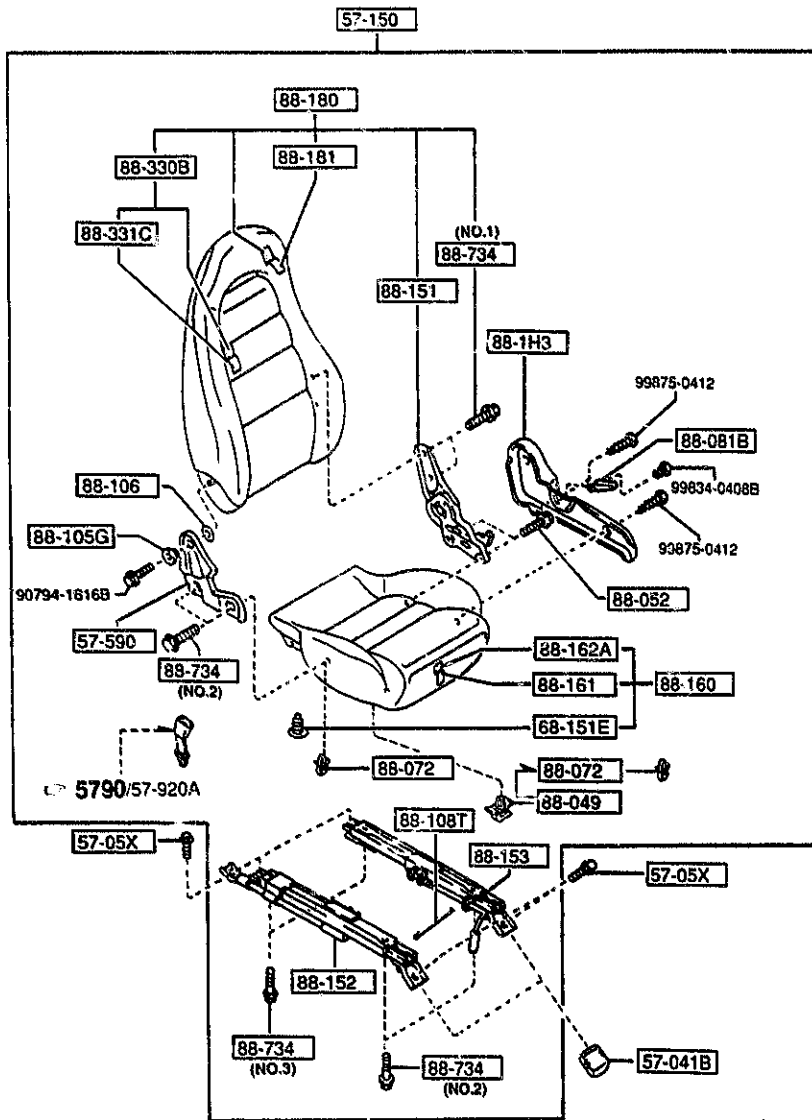
-3818
3818-



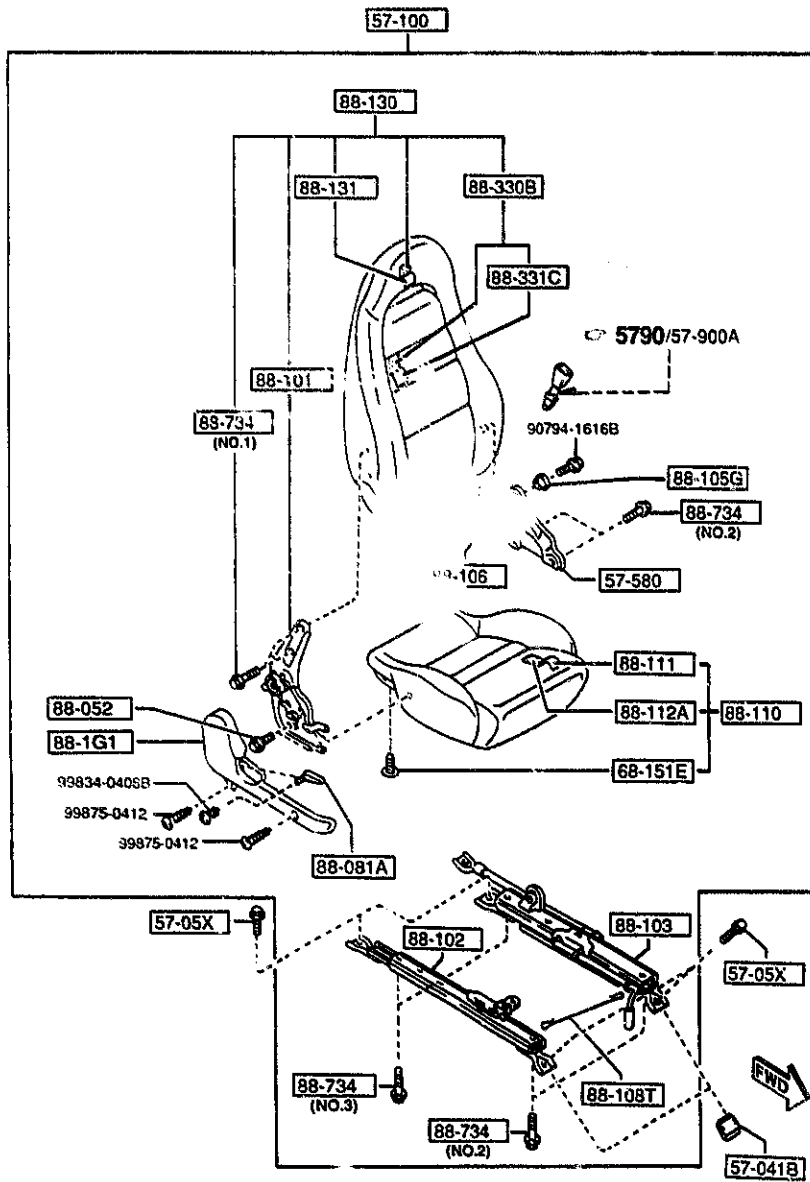
PART NO.	QTY	MODEL/RESTRICTION	MODEL/RESTRICTION	MODEL/RESTRICTION	FROM-TO
CONT'D					
33	INT-	FE6 TAN			-3818
34	INT-	FE6 TAN			3818-
F110-88-110	1	R2, (STC TYPE)			
02	INT-	FE5 BLACK			
88-111		TRIM(R),SEAT CUSHION			
FD03-88-111	1	R2, (STC TYPE)			
02	INT-	FE5 BLACK			
FD15-88-111	1	BASE, (STA TYPE)			-4201
02	INT-	FE5 BLACK			
FD18-88-111	1	BASE-OPT-PKG, TOURIN G, (STD TYPE)			-4261
02	INT-	FE5 BLACK			
17	INT-	FE7 RED			-3818
18	INT-	FE7 RED			3818-
33	INT-	FE6 TAN			-3818
34	INT-	FE6 TAN			3818-
FD01-88-111	1	BASE, (STA TYPE)			4201-
02		BLACK			
FD05-88-111	1	BASE-OPT-PKG, TOURIN G, (STD TYPE)			4201-
02	INT-	FE5 BLACK			
88-112A		PAD(N),CUSHION-FRT			
FD15-88-112	1				
88-130		BACK(R),FRONT SEAT			
FD15-88-130	1	BASE, (STA TYPE)			
02	INT-	FE5 BLACK			
FD18-88-130	1	BASE-OPT-PKG, TOURIN G, (STD TYPE)			
02	INT-	FE5 BLACK			
17	INT-	FE7 RED			-3818
		3818 FD333*-300084			
		4201 FD333*-302262			



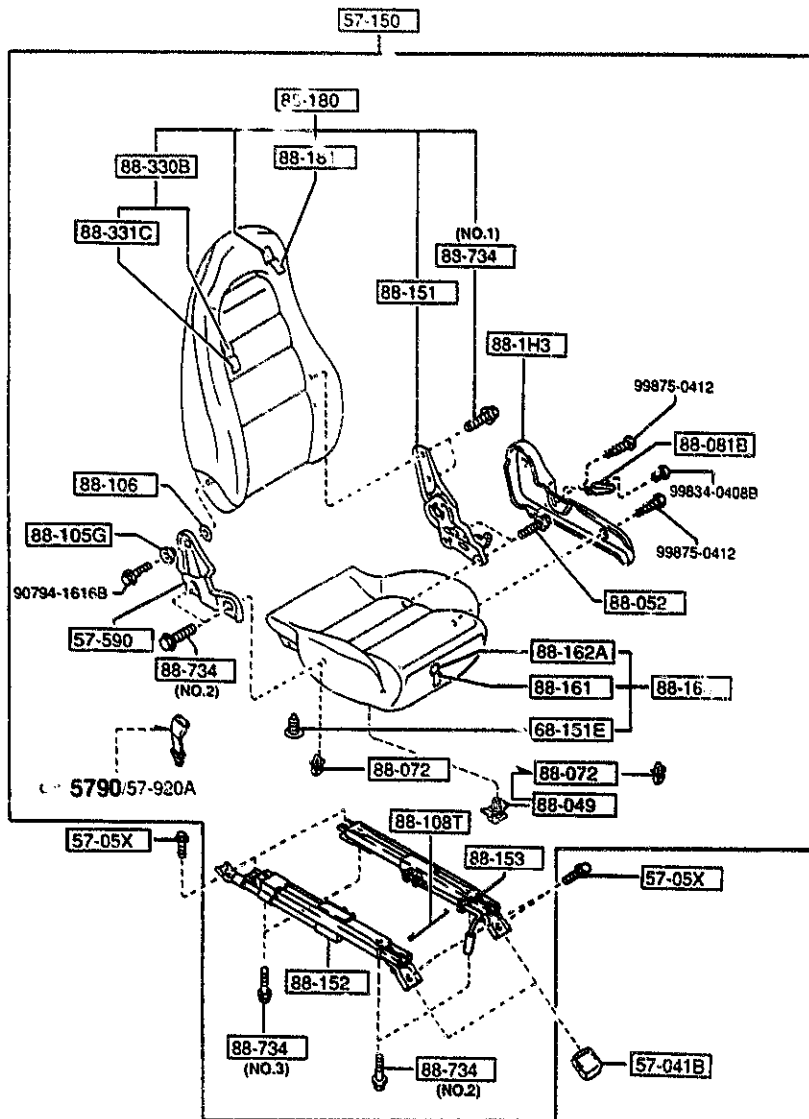
PART NO.	QTY	MODEL/RESTRICTION	MODEL/RESTRICTION	MODEL/RESTRICTION	FROM-TO
CUNT'D					
18	INT-	FE7 RED			3818-
33	INT-	FE6 TAN			-3818
34	INT-	FE6 TAN			3818-
FD19-88-130	1	R2, (STC TYPE)			
02	INT-	FES BLACK			
88-131		TRIM(R), SEAT BACK			
FD15-88-131	1	BASE, (STA TYPE)			
02	INT-	FES BLACK			
FD18-88-131	1	BASE-OPT-PKG, TOURIN (STD TYPE)			
02	INT-	FES BLACK			
17	INT-	FE7 RED			-3818
18	INT-	FE7 RED			3818-
33	INT-	FE6 TAN			-3818
34	INT-	FE6 TAN			3818-
FD19-88-131	1	R2, (STC TYPE)			
02	INT-	FES BLACK			
88-151		KNUCKLE(L), RECLINING			
FD01-88-155	1				
88-152		ADJUSTER NO.3			
FD01-88-152	1				
88-153		ADJUSTER NO.4			
FD01-88-153	1				
88-160		CUSHION(L), FRT SEAT			
FD01-88-160	1	BASE, (STA TYPE)			
02	INT-	FES BLACK			
FD03-88-160	1	R2, (STC TYPE)			
02	INT-	FES BLACK			
FD05-88-160	1	BASE-OPT-PKG, TOURIN			
3818 FD333*-30084					



PART NO.	QTY	MODEL/RESTRICTION	MODEL/RESTRICTION	MODEL/RESTRICTION	FROM TO
CONT'D					
		G, (STD TYPE)			
02	INT-	FE5 BLACK			
17	INT-	FE7 RED			-3818
18	INT-	FE7 RED			3818-
33	INT-	FE6 TAN			-3818
34	INT-	FE6 TAN			3818-
		88-161 TRIM(L),SEAT CUSHION			
FD01-88-161	1	BASE, (STA TYPE)			
02	INT-	FE5 BLACK			
FD03-88-161	1	R2, (STC TYPE)			
02	INT-	FE5 BLACK			
FD05-88-161	1	BASE-OPT-PKG, TOURIN G, (STD TYPE)			
02	INT-	FE5 BLACK			
17	INT-	FE7 RED			-3818
18	INT-	FE7 RED			3818-
33	INT-	FE6 TAN			-3818
34	INT-	FE6 TAN			3818-
		88-162A PAD(L),CUSHION-FRT			
FD01-88-162	1				
		88-180 BACK(L),FRONT SEAT			
FD01-88-180	1	BASE, (STA TYPE)			
02	INT-	FE5 BLACK			
FD03-88-180	1	R2, (STC TYPE)			
02	INT-	FE5 BLACK			
FD05-88-180	1	BASE-OPT-PKG, TOURIN G, (STD TYPE)			
02	INT-	FE5 BLACK			
17	INT-	FE7 RED			-3818
18	INT-	FE7 RED			3818-
3818 FD333*-300084					

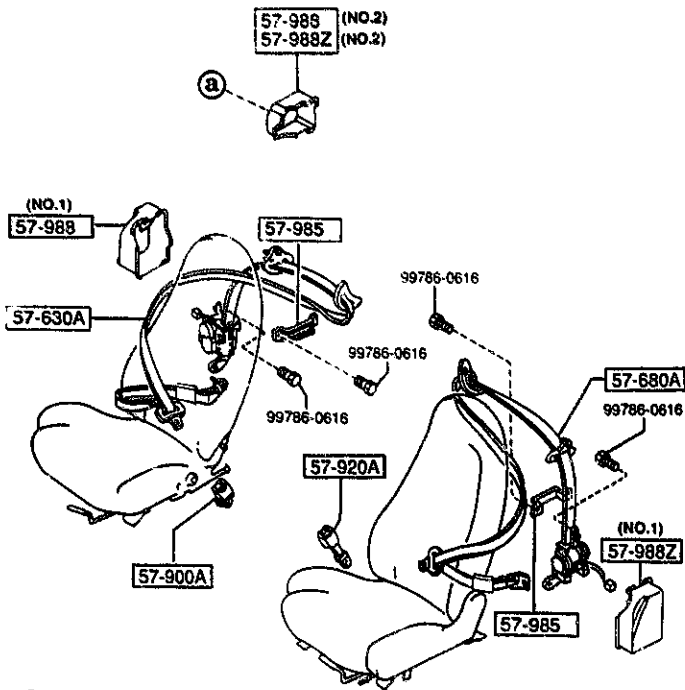
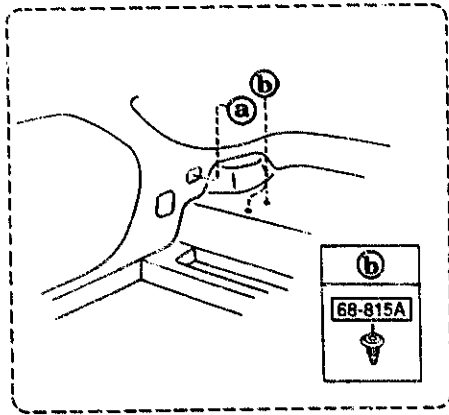


PART NO.	QTY	MODEL/RESTRICTION	MODEL/RESTRICTION	MODEL/RESTRICTION	FRM-10
CONT'D					
33	INT-	FE6 TAN			-3818
34	INT-	FE6 TAN			3818-
		↑ 88-181 ↓	TRIM(L), SEAT BACK		
FD01-88-181	1	BASE, (STA TYPE)			
02	INT-	FE5 BLACK			
FD03-88-181	1	R2, (STC TYPE)			
02	INT-	FE5 BLACK			
FD05-88-181	1	BASE-OPT-PKG, TOURING, (STD TYPE)			
02	INT-	FE5 BLACK			
17	INT-	FE7 RED			-3818
18	INT-	FE7 RED			3818-
33	INT-	FE6 TAN			-3818
34	INT-	FE6 TAN			3818-
		↑ 88-330B ↓	BACK(C), FRT SEAT		
FD01-88-6D0	2	BASE, (STA TYPE)			
02	INT-	FE5 BLACK			
FD03-88-6D0	2	R2, (STC TYPE)			
02	INT-	FE5 BLACK			
FD05-88-6D0	2	BASE-OPT-PKG, TOURING, (STD TYPE)			
02	INT-	FE5 BLACK			
17	INT-	FE7 RED			-3818
18	INT-	FE7 RED			3818-
33	INT-	FE6 TAN			-3818
34	INT-	FE6 TAN			3818-
		↑ 88-331C ↓	TRIM(C), FRT BACK		
FD01-88-6D2	2	BASE, (STA TYPE)			
02	INT-	FE5 BLACK			
FD03-88-6D2	2	R2, (STC TYPE)			
3818 FD333*-300084					



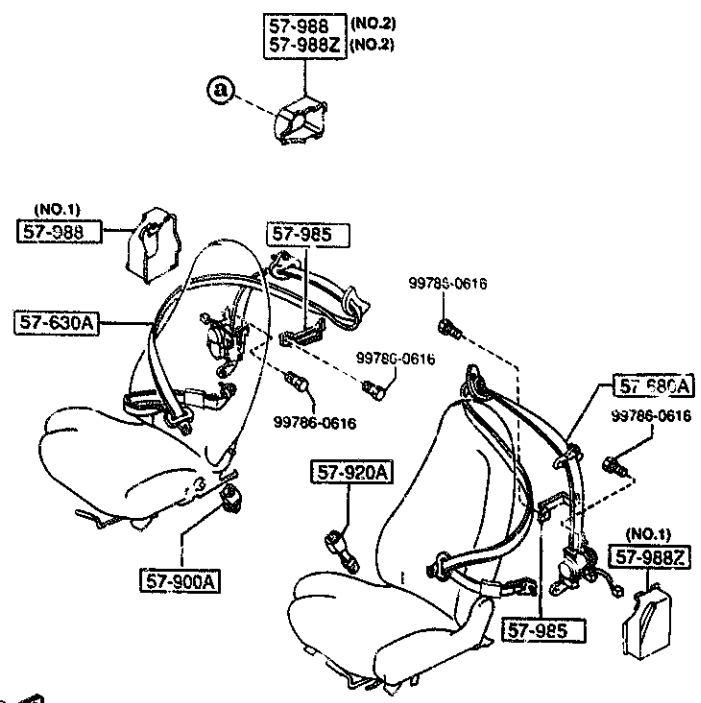
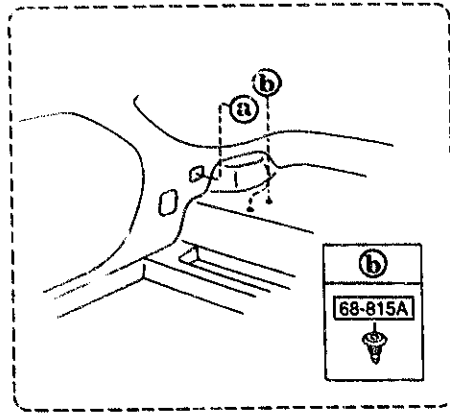
PART NO.	QTY	MODEL/RESTRICTION	MODEL/RESTRICTION	MODEL/RESTRICTION	FROM TO
CONT'D					
02	INT-	FES BLACK			
FD05-88-6D2	2	BASE-OPT-PKG, TOURIN G (STD TYPE)			
02	INT-	FES BLACK			
17	INT-	FE7 RED			-3818
18	INT-	FE7 RED			3818-
33	INT-	FE6 TAN			-3818
34	INT-	FE6 TAN			3818-
88-734		BOLT			
B456-88-815	4	(ILLUST. NO.1)			
B260-88-818	8	(ILLUST. NO.2)			
EA01-88-818	4	(ILLUST. NO.3)			
3818 FD333*-300084					





PART NO.	QTY	MODEL/RESTRICTION	MODEL/RESTRICTION	MODEL/RESTRICTION	FROM-TO
57-630A		BELT'B'(R),FRT SEAT			
FD15-57-630D	1				-3801
00	INT-	FE5 FE6 FE7 BLACK			
FD15-57-630E	1				3801-3824
00	INT-	FE5 FE6 FE7 BLACK			
FD15-57-630F	1				3824-
00	INT-	FE5 FE6 FE7 BLACK			
57-680A		BELT'B'(L),FRT SEAT			
FD15-57-690D	1				-3801
00	INT-	FE5 FE6 FE7 BLACK			
FD15-57-690E	1				3801-3824
00	INT-	FE5 FE6 FE7 BLACK			
FD15-57-690F	1				3824-
00	INT-	FE5 FE6 FE7 BLACK			
57-900A		BELT'A'(R),FRT SEAT			
F001-57-620B	1				
00	INT-	FE7 BLACK			
02	INT-	FE5 FE6 FE7 BLACK			
57-920A		BELT'A'(L),FRT SEAT			
F001-57-680D	1				
00	INT-	FE7 BLACK			
02	INT-	FE5 FE6 FE7 BLACK			
57-985		PLATE SET,SEAT BELT			
FD01-57-985A	2				
57-988		COVER(R),RETRACTOR			
FD01-57-988	1	(ILLUST. NO.1)			
F100-57-988	1	(ILLUST. NO.2)			
57-988Z		COVER(L),RETRACTOR			
FD01-57-989	1	(ILLUST. NO.1)			
F100-57-989	1	(ILLUST. NO.2)			
3801 FD333*-301117					
3824 FD333*-301417					



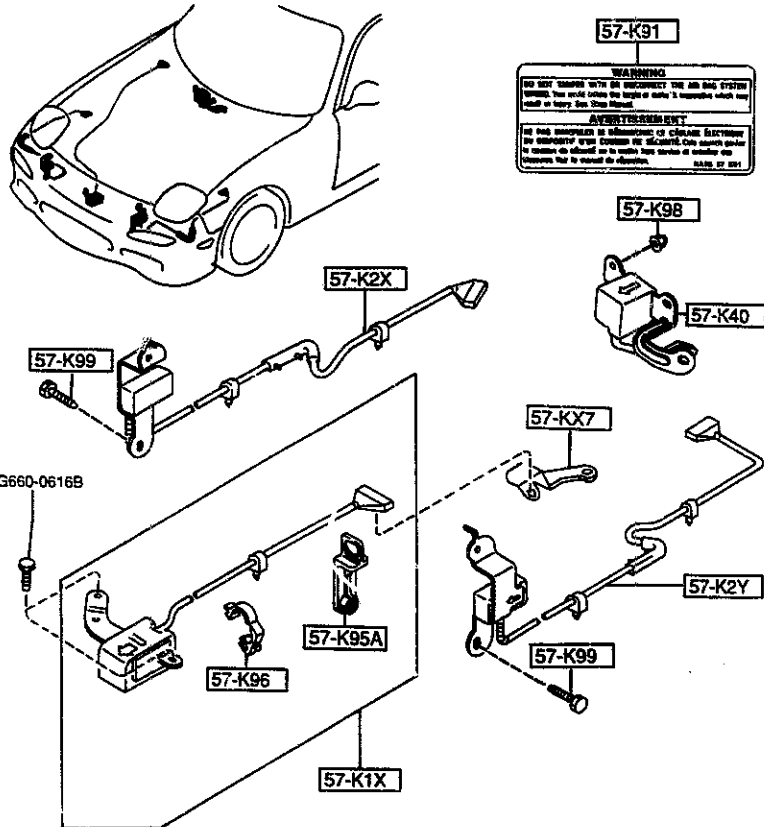
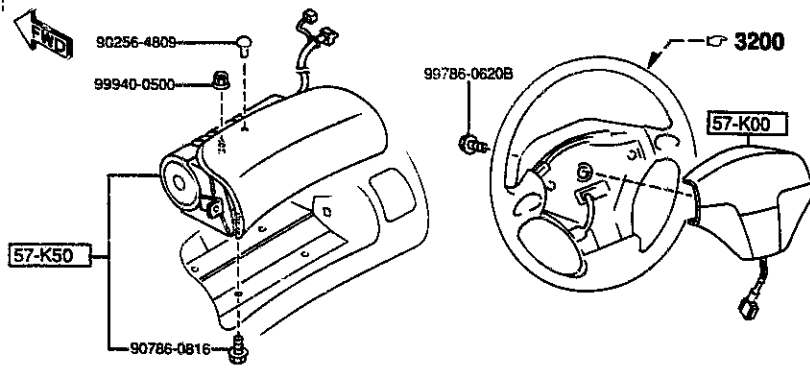


PART NO.	QTY	MODEL/RESTRICTION	MODEL/RESTRICTION	MODEL/RESTRICTION	FROM-TO
68-815A		TACKER			
1011-68-815	4				



5795 -1 * AIR BAG

5795 AIR BAG



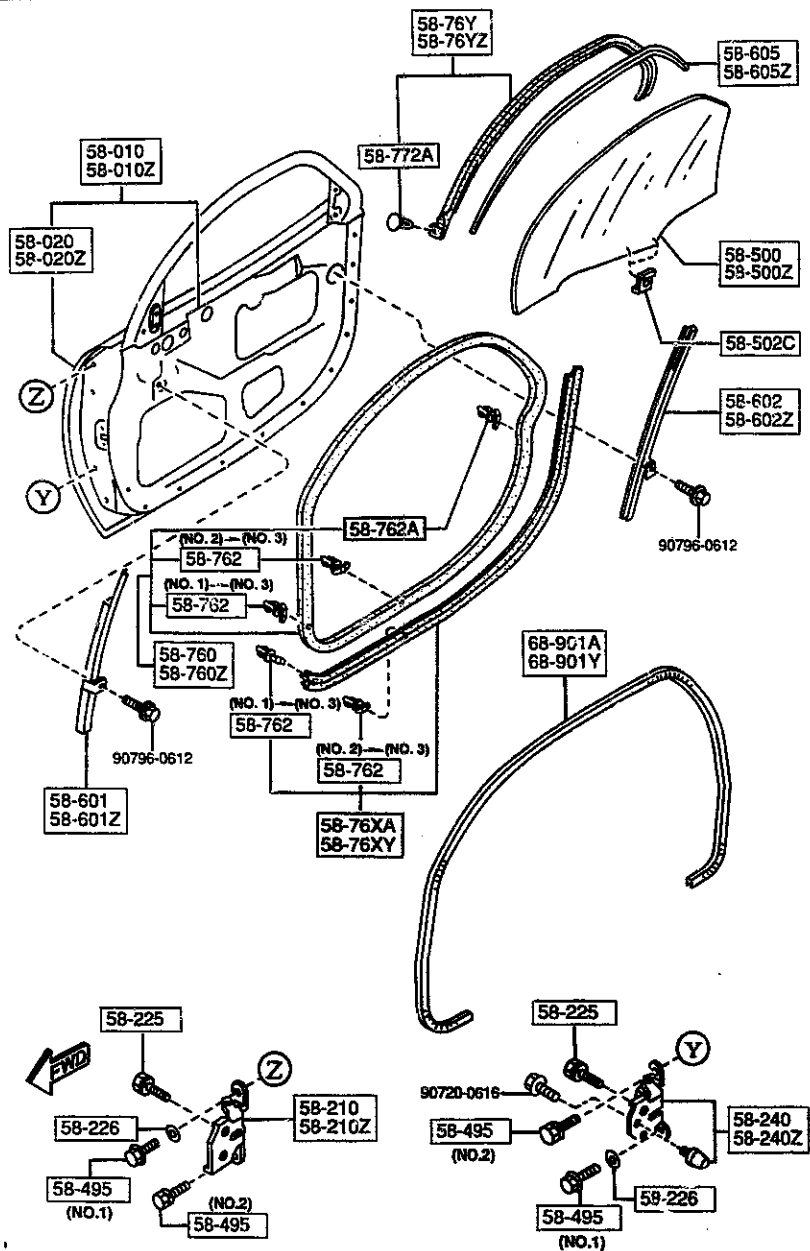
PART NO.	QTY	MODEL/RESTRICTION	MODEL/RESTRICTION	MODEL/RESTRICTION	FROM-TO
57-KX7		BRACKET,AIR BAG			
FDD1-57-KX7	1				
57-K00		MODULE,AIR BAG			
FD15-57-K00	1				
57-K1X		SENSOR,AIR BAG			
FD01-57-K1XD	1				
57-K2X		SENSOR(R),AIR BAG			
FD15-57-K2X	1				
57-K2Y		SENSOR(L),AIR BAG			
FD01-57-K2YC	1				
57-K40		SENSOR,AIR BAG-INNER			
FD01-57-K40A	1				
57-K50		MODULE,AIR BAG PASSENGER			
FD15-57-K7X	1				
57-K91		LABEL 'A',CAUTION-A/B			
KA7B-57-K91	1				
57-K95A		CLIP,AIR BAG			
FD01-57-K95	1				
57-K96		CLIP			
FD01-57-K96	1				
57-K98		NUT			
FC66-57-K98	2				
57-K99		SCREW,TAPPING			
FC66-57-K99	6				

AUFA05

CAT. AUFA05-03

1995-03

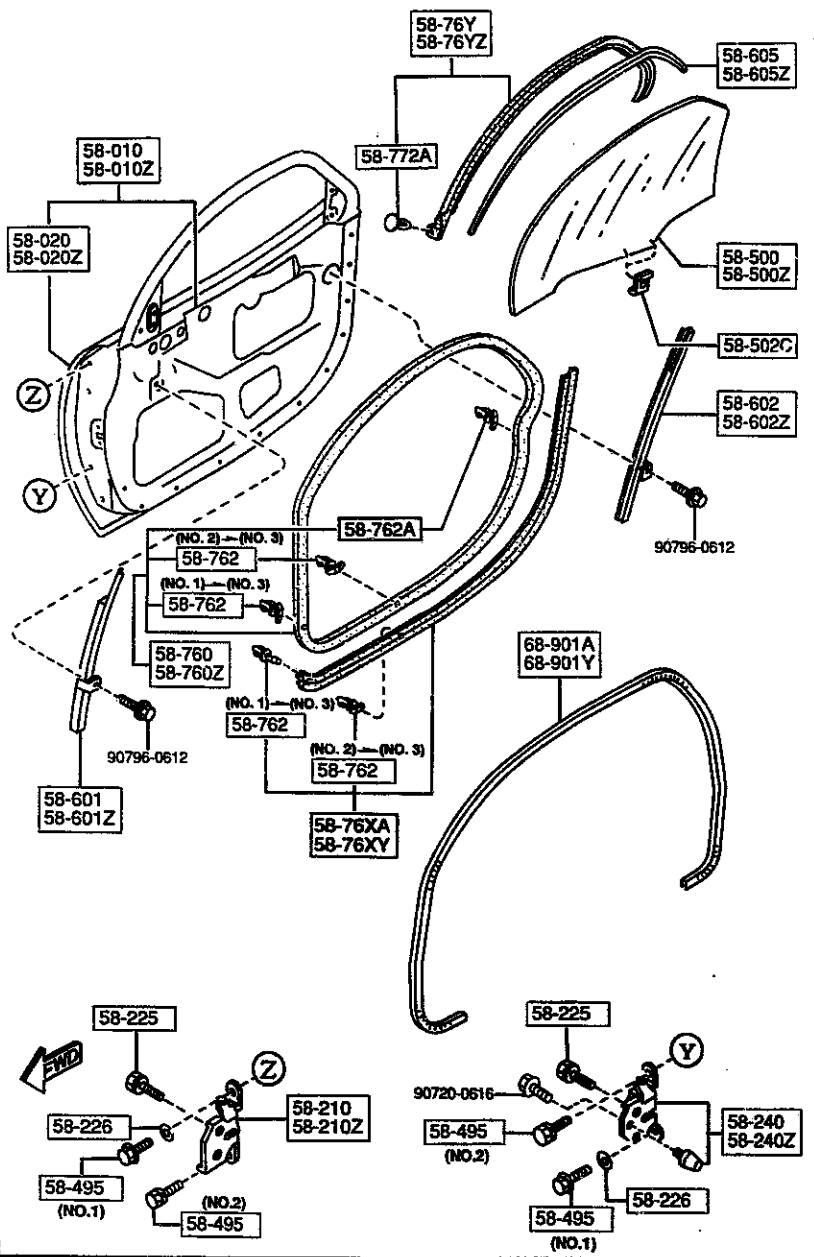
5800 FRONT DOORS



PART NO.	QTY	MODEL/RESTRICTION	MODEL/RESTRICTION	MODEL/RESTRICTION	FRONT
58-010	1	BODY(R), FRONT DOOR			-3902
FD15-58-020B A (FD15-58-020C)	1				3902-
FD15-58-020C	1				
58-010Z	1	BODY(L), FRONT DOOR			-3902
FD15-59-020B A (FD15-59-020C)	1				3902-
FD15-59-020C	1				
58-020	1	PANEL(R), OUT.-FRT DOOR			
FD01-58-030B	1				
58-020Z	1	PANEL(L), OUT.-FRT DOOR			
FD01-59-030B	1				
58-210	1	HINGE(R), DOOR-UPPER			
FD01-58-210A	1				
58-210Z	1	HINGE(L), DOOR-UPPER			
FD01-59-210A	1				
58-225	8	BOLT, SETTING-HINGE LOWER			
BA55-58-225					
58-226	4	WASHER, SETTING			
6J21-58-226					
58-240	1	HINGE(R), DOOR-LOWER			
FD01-58-240B	1				
58-240Z	1	HINGE(L), DOOR-LOWER			
FD01-59-240B	1				
58-495	4	BOLT, SET			
BA54-58-225	4	(ILLUST. NO.1)			
5085-58-225	4	(ILLUST. NO.2)			
58-500	1	GLASS(R), DOOR-FRT			-3B12
FD15-58-511 AN(FD15-58-511A)	1				
3902 FD333*-300440 3B12 FD333*-301294					

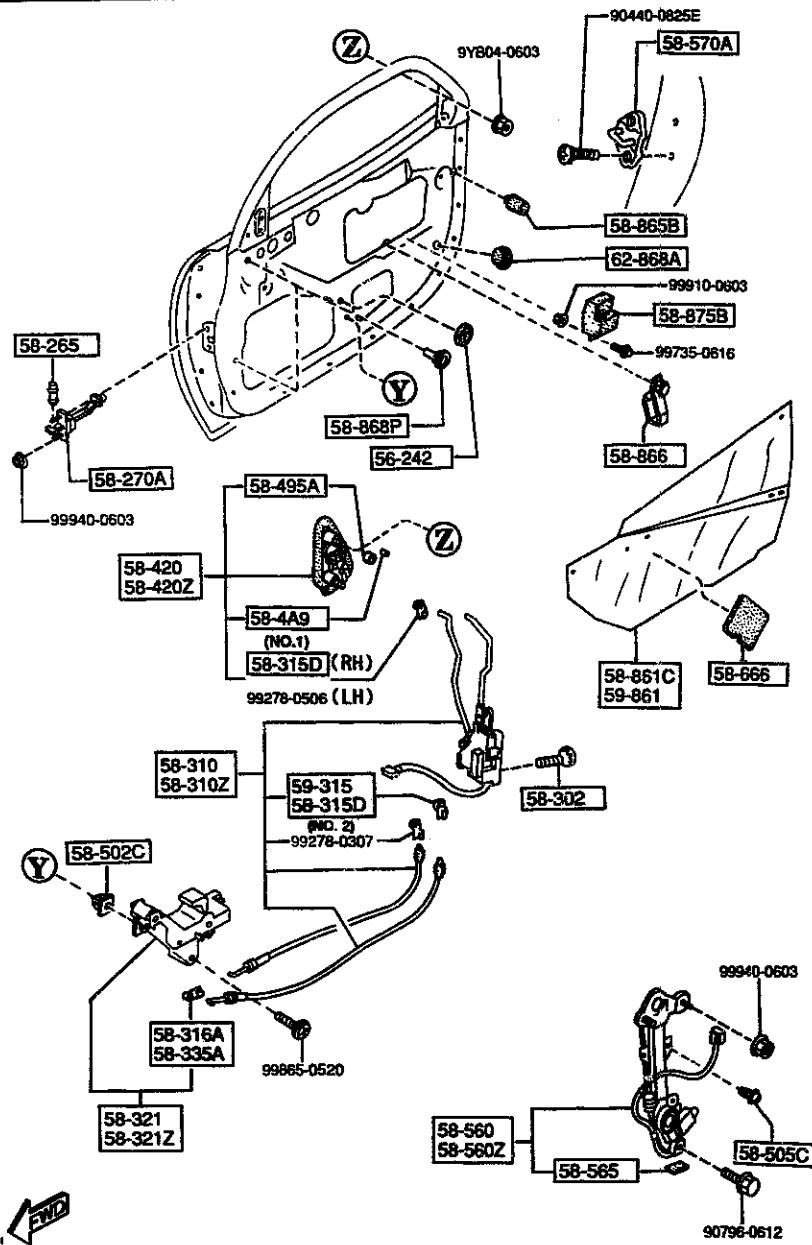
5800 FRONT DOORS

5800 -3 * FRONT DOORS



PART NO.	QTY	MODEL/RESTRICTION	MODEL/RESTRICTION	MODEL/RESTRICTION	FROM-TO
58-76Y 58-76Z		WTHSTP(L), GLASS-F. DO OR			-3A20
FD01-59-76YC AN(FD01-59-76YD)	1				3A20-3C13
FD01-59-76VD AN(FD01-59-76YE)	1				3C13-4310
FD01-59-76YE AN(FD01-59-76YF)	1				4310-
*FD01-59-76YF	1				
58-760		WEATHERSTRIP(R), DOOR			
FD01-58-760D	1				
58-760Z		WEATHERSTRIP(L), DOOR			
FD01-59-760D	1				
58-762		FASTENER			
GA2A-58-762	14	(ILLUST. NO.1)			-3A01
603I-58-762	40	(ILLUST. NO.2)			-3A01
BC1D-58-762	52	(ILLUST. NO.3)			3A01-
58-762A		FASTENER			
FD01-58-762	4				
58-772A		FASTENER			
1011-58-772	2				
68-901A		WELT(R), SEAMING			
FD01-68-911A	1				
02	INT-	FE5 FE6 FE7 BLACK			
68-901Y		WELT(L), SEAMING			
FD01-68-912A	1				
02	INT-	FE5 FE6 FE7 BLACK			
3A01 FD333*-300888 3A20 FD333*-301093 3C13 FD333*-301585 4310 FD333*-302928					

5830 FRONT DOOR MECHANISMS



PART NO.	QTY	MODEL/RESTRICTION	MODEL/RESTRICTION	MODEL/RESTRICTION	FROM-TO
56-242		PLUG, DRAIN			
0118-56-242B	2				
58-265		PIN, CHECKER			
BC1D-58-265	2				
58-270A		CHECKER, DOOR			
FD01-58-270B	2				
58-302		SCREW, TAPPING-DOOR LOCK			
GA5R-58-302A	6				
58-310		LOCK(R), DOOR			
FD15-58-310	1				
58-310Z		LOCK(L), DOOR			
FD15-59-310	1				
58-315D		CLIP (R)			
FD01-58-315	1 (ILLUST. NO.1)				
6050-58-315	1 (ILLUST. NO.2) (FOR LEFT)				
58-316A		CLIP			
B001-59-335	2 (FOR RIGHT)				
58-321		HANDLE(R), INNER			
FD01-58-330C	1				
00	INT-	FE5 FE6 FE7 BLACK			
58-321Z		HANDLE(L), INNER			
FD01-59-330C	1				
00	INT-	FE5 FE6 FE7 BLACK			
58-335A		CLIP			
*FR01-58-335	2				
58-4A9		PLUG, OUTER HANDLE			
H030-58-4A9	1				

AUFA05

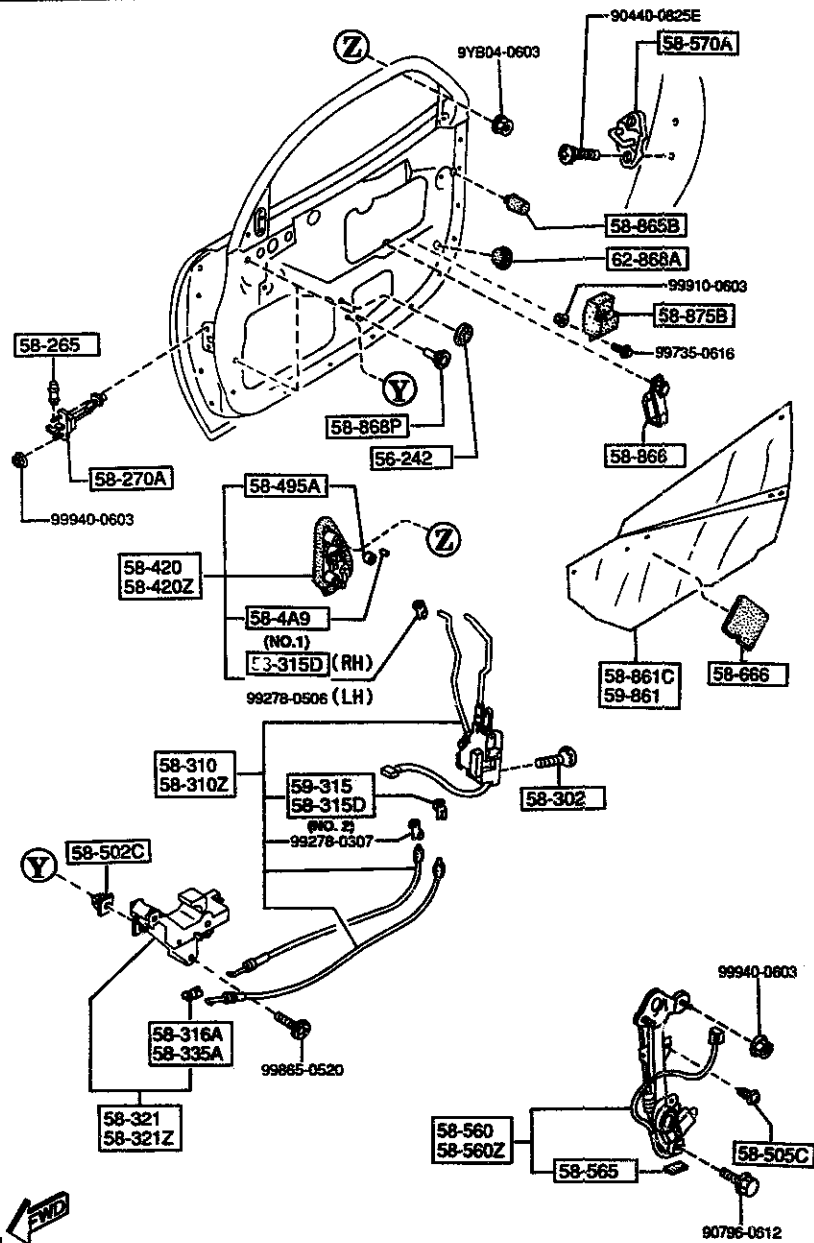
-239-

CAT. AUFA05-03

1995-03

5830 -2 FRONT DOOR MECHANISMS

5830 FRONT DOOR MECHANISMS

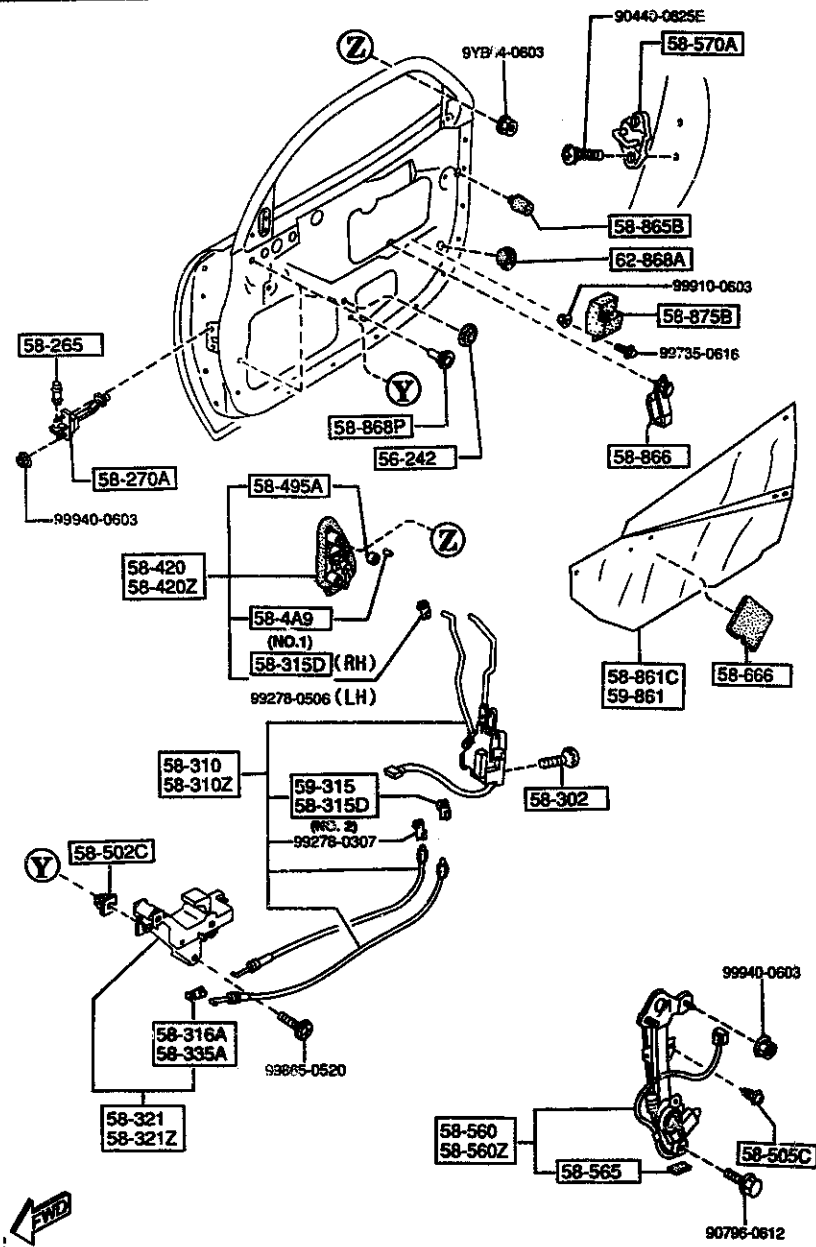


PART NO.	QTY	MODEL/RESTRICTION	MODEL/RESTRICTION	MODEL/RESTRICTION	FROM TO
58-420		HANDLE(R), OUT.			
FD15-58-410B A (FD15-58-410C)	1				-4110
FD15-58-410C	1				4110-
58-420Z		HANDLE(L), OUT.			
FD15-59-410B A (FD15-59-410C)	1				-4110
FD15-59-410C	1				4110-
58-495A		RETAINER, LOCK CYL.			
J001-58-495	2				
58-502C		GROMMET, SCREW			
FD01-58-332	10				
58-505C		SCREW, WINDOW REGULAT OR			
B092-58-505	4				
58-560		REGULATOR(R), WINDOW			
FD15-58-560B	1				
58-560Z		REGULATOR(L), WINDOW			
FD15-59-560B	1				
58-565		RUBBER, STOPPER			
6A7C-58-565	2				
58-570A		STRIKER			
FD01-58-361	2				
58-666		SHEET			
B092-58-862	5				
58-861C		SCREEN(R), FRONT DOOR			
FD15-58-861	1				
58-865B		CUSHION, RUBBER			
8067-58-873	2				
58-866		CLIP			
4110 FB333*-301814					

← FWD
AUFA05

5830 -3 * FRONT DOOR MECHANISMS

5830 FRONT DOOR MECHANISMS



PART NO.	QTY	MODEL/RESTRICTION	MODEL/RESTRICTION	MODEL/RESTRICTION	FROM-TO
CONT'D 8038-58-866	4				
58-868P		COVER, HOLE-DOOR BODY			
FD01-58-868	4				
58-875B		PAD			
FD15-58-875B A (FD15-58-875D)	2				-3B02
FD15-58-875D A (FD15-58-875E)	2				3B02-4107
FD15-58-875E	2				4107-
59-315		CLIP			
6030-59-315	1	(FOR RIGHT)			
59-861		SCREEN(L), FRONT DOOR			
FD15-59-861	1				
62-868A		COVER, HOLE-LIFT GATE			
8499-62-868	2				
3B02 FD333*-301137					
4107 FD333*-301775					

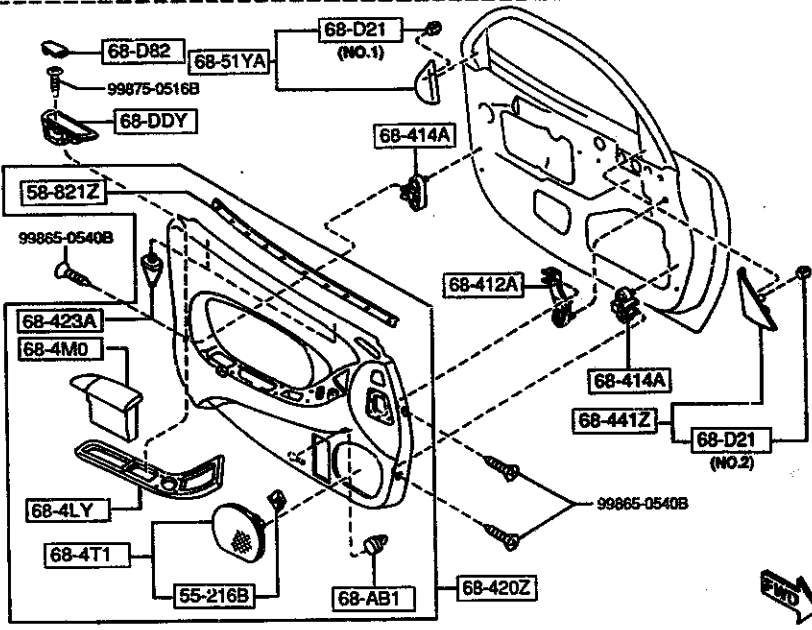
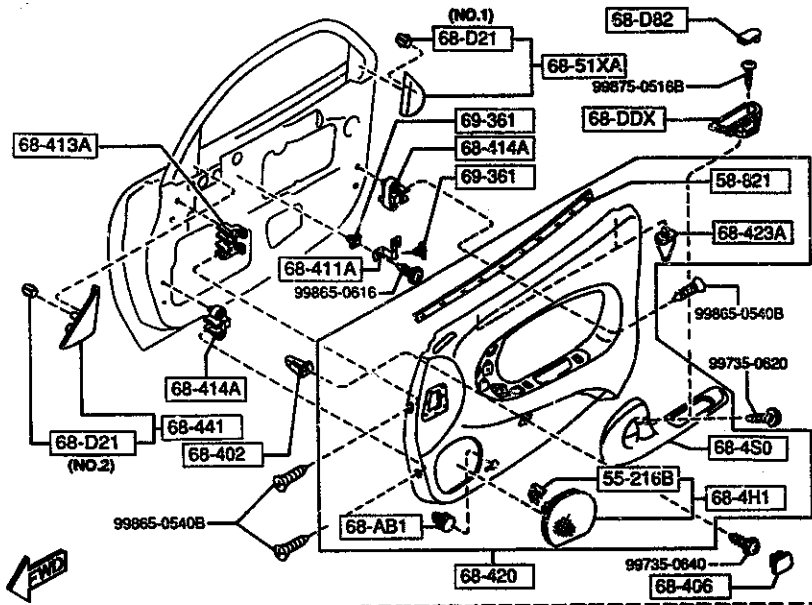
AUFA05

-258-

CAT. AUFA05-03

1995-03

5840 FRONT DOOR TRIMS & RELATED PARTS



PART NO.	QTY	MODEL/RESTRICTION	MODEL/RESTRICTION	MODEL/RESTRICTION	FROM-TO
55-216B		SPRING,CENTER PANEL			
B092-55-257	4				
58-821		WEATHERSTRIP(R),INN.			
FD01-58-821	1				
58-821Z		WEATHERSTRIP(L),INN.			
FD01-59-821	1				
48-AB1		FASTENER			
G350-48-AB1	6				
68-DDX		PANEL(R),RECESS			
FD01-68-DDXE	1				
00	INT-	FE5 FE6 FE7 BLACK			
68-DDY		PANEL(L),RECESS			
FD01-68-DDYE	1				
00	INT-	FE5 FE6 FE7 BLACK			
68-D21		CLIP,TRIM			
FD01-68-D21	4	(ILLUST. NO.1)			
LA10-68-D21	2	(ILLUST. NO.2)			
68-D82		CAP,ASSIST-DOOR TRIM			
FD01-68-D82A	2				
00	INT-	FE5 FE6 FE7 BLACK			
68-4H1		GRILLE(R),SPEAKER			
FD01-68-4H0A A (FD01-68-4H0B)	1				-3901
02	INT-	FE5 FE6 FE7 BLACK			
FD01-68-4H0B	1				3901-
02	INT-	FE5 FE6 FE7 BLACK			
68-4LY		PANEL(L),SWITCH			
FD15-68-4LY	1				
00	INT-	FE6 FE7 FE5 BLACK			
3901 FD333*-300438					

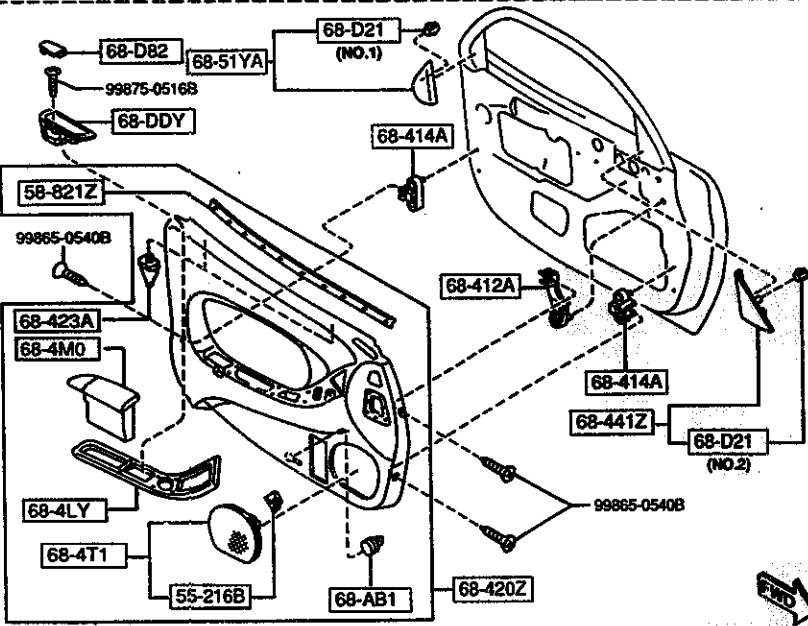
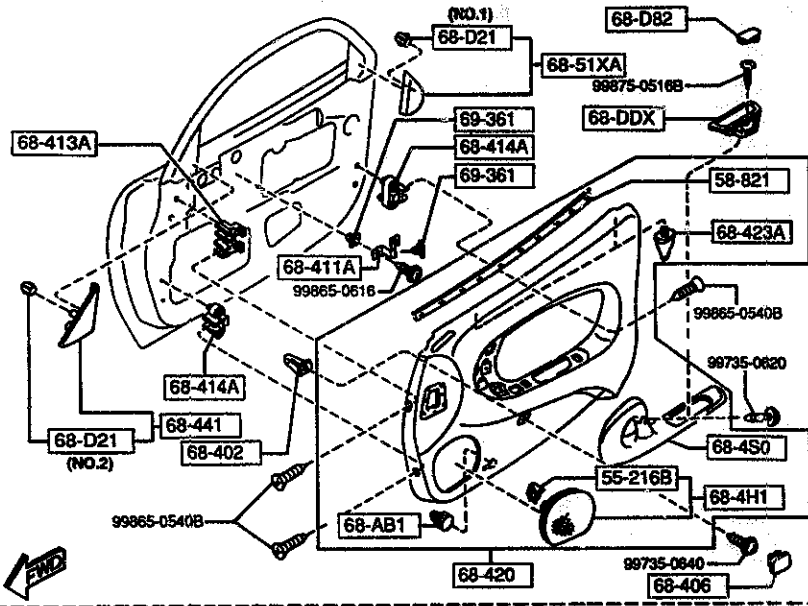
AUFA05

CAT. AUFA05-03

1995-03

5840 -2 FRONT DOOR TRIMS & RELATED PARTS

5840 FRONT DOOR TRIMS & RELATED PARTS



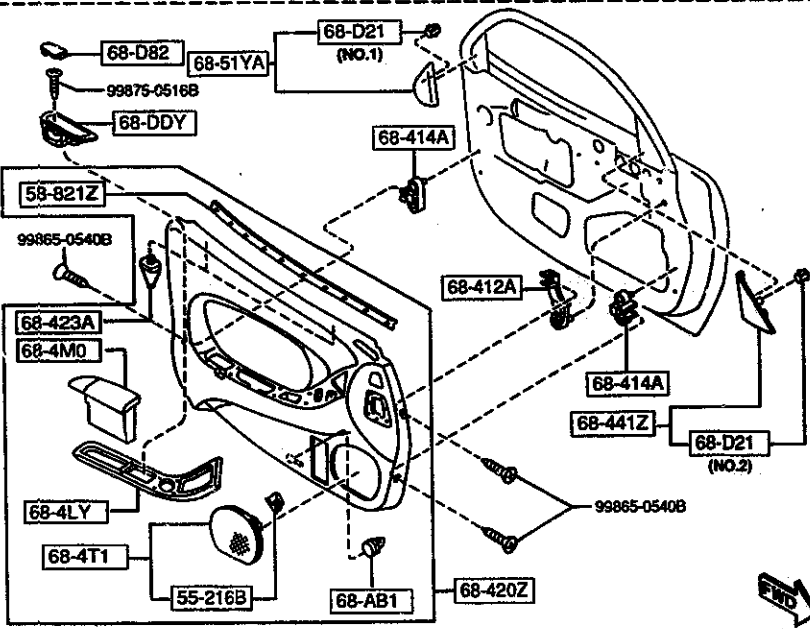
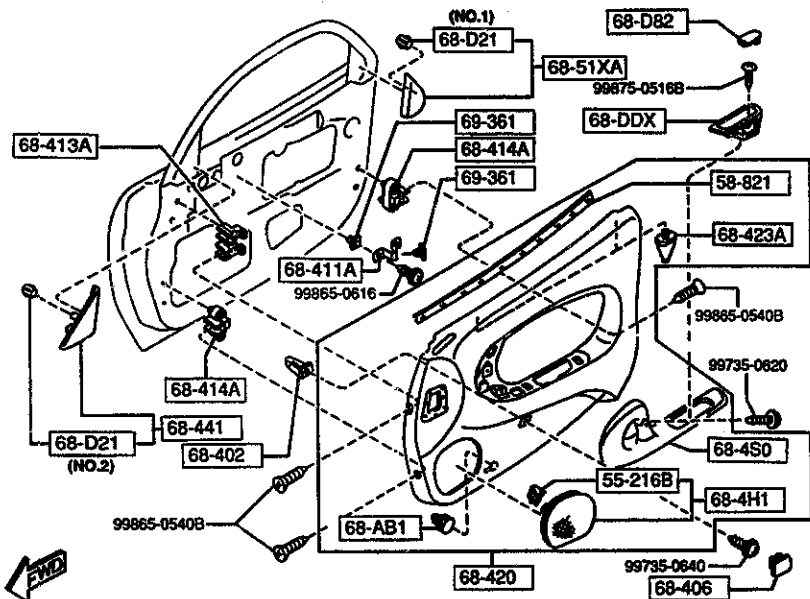
PART NO.	QTY	MODEL/RESTRICTION	MODEL/RESTRICTION	MODEL/RESTRICTION	FROM-TO
68-4M0		LID(L), ARM REST-TRIM			
FD15-68-4M0	1				-3901
00	INT-	FE5 FE6 FE7 BLACK			3901-3C03
FD15-68-4M0A	1				3C03-
00	INT-	FE5 FE6 FE7 BLACK			
FD15-68-4M0B	1				
00	INT-	FE5 FE6 FE7 BLACK			
68-4S0		GRIP, FRT ASSIST			
FD15-69-44X	1				
00	INT-	FE5 FE6 FE7 BLACK			
68-4T1		GRILLE(L), SPEAKER			
FD01-68-4M0 A (FD01-68-4M0B)	1				-3901
02	INT-	FE5 FE6 FE7 BLACK			3901-
FD01-68-4M0B	1				
02	INT-	FE5 FE6 FE7 BLACK			
68-402		GROMMET, SCREW			
H380-68-402	2				
68-406		CAP, DOOR TRIM			
FD01-68-406	1				
02	INT-	FE5 FE6 FE7 BLACK			
68-411A		BRACKET, TRIM			
FD01-68-411	1				
68-412A		BRACKET, TRIM			
FD01-68-412A	1				
68-413A		BRACKET, TRIM			
FD01-68-413A A (FD01-68-413B)	1				-3C10
FD01-68-413B	1				3C10-
68-414A		BRACKET, TRIM			
FD01-68-414A	4				
3901 FD333*-300438 3C03 FD333*-301492 3C10 FD333*-301568					

AUFA05

CAT. AUFA05-03

1995-03

5840 FRONT DOOR TRIMS & RELATED PARTS



5840 -3 FRONT DOOR TRIMS & RELATED PARTS

PART NO.	QTY	MODEL/RESTRICTION	MODEL/RESTRICTION	MODEL/RESTRICTION	FROM-TO
68-420		TRIM(R), DOOR			
FD15-68-420E A (FD15-68-420G)	1				-3901
02	INT-	FE5 FE6 FE7 BLACK			
FD15-68-420G	1				3901-4207
02	INT-	FE5 FE6 FE7 BLACK			
FD15-68-420H	1				4207-4404
02	INT-	FE5 FE6 FE7 BLACK			
*FD15-68-420J	1				4404-
* 02	INT-	FE5 FE6 FE7 BLACK			
68-420Z		TRIM(L), DOOR			
FD15-68-450E A (FD15-68-450G)	1				-3901
02	INT-	FE5 FE6 FE7 BLACK			
FD15-68-450G	1				3901-3C03
02	INT-	FE5 FE6 FE7 BLACK			
FD15-68-450H	1				3C03-4404
02	INT-	FE5 FE6 FE7 BLACK			
*FD15-68-450J	1				4404-
* 02	INT-	FE5 FE6 FE7 BLACK			
68-423A		PIN, LOCATOR			
FD01-68-423 AN(FD01-68-423A)	4				-4404
*FD01-68-423A	4				4404-
68-441		GARNISH(R), DOOR			
FD01-68-DJXC	1				
68-441Z		GARNISH(L), DOOR			
FD01-68-DJYC	1				
68-51XA		GARNISH(R), SAIL-INN.			
FD01-68-51XD	1				
68-51YA		GARNISH(L), SAIL-INN.			
FD01-68-51YD	1				
3901 FD333*-300438 3C03 FD333*-301492 4207 FD333*-302357 4404 FD333*-303323					

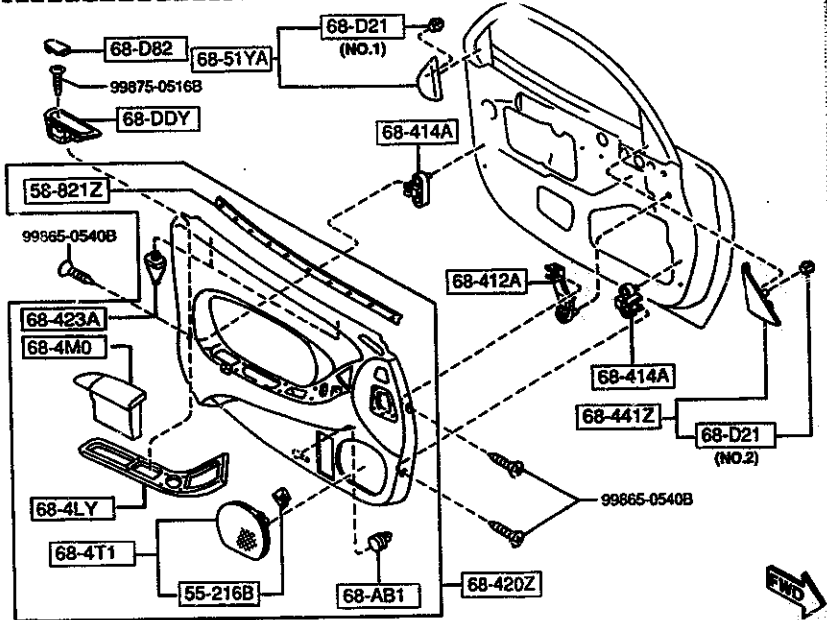
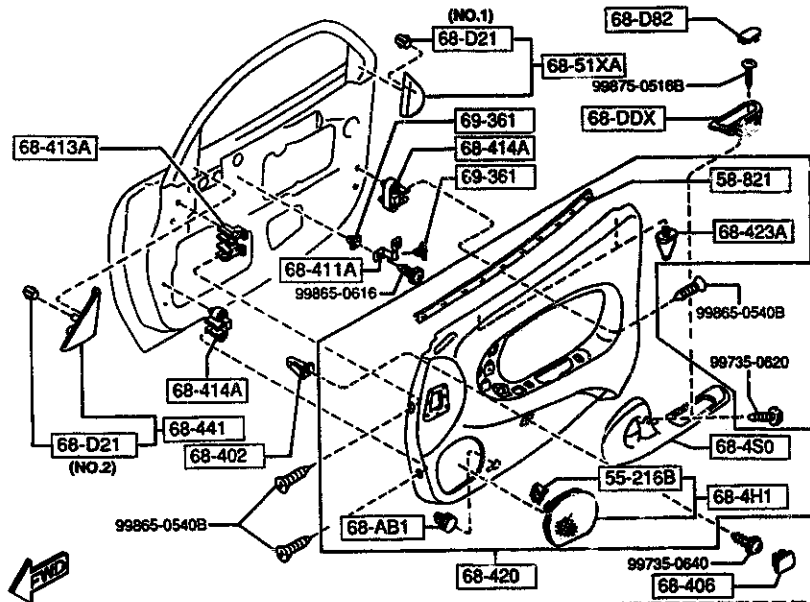
AUFA05

CAT. AUFA05-03

1995-03

5840 -4 * FRONT DOOR TRIMS & RELATED PARTS

5840 FRONT DOOR TRIMS & RELATED PARTS



PART NO.	QTY	MODEL/RESTRICTION	MODEL/RESTRICTION	MODEL/RESTRICTION	FROM-TO
69-361	3	GROMMET, SCREW			
8316-69-361					

AUFA05

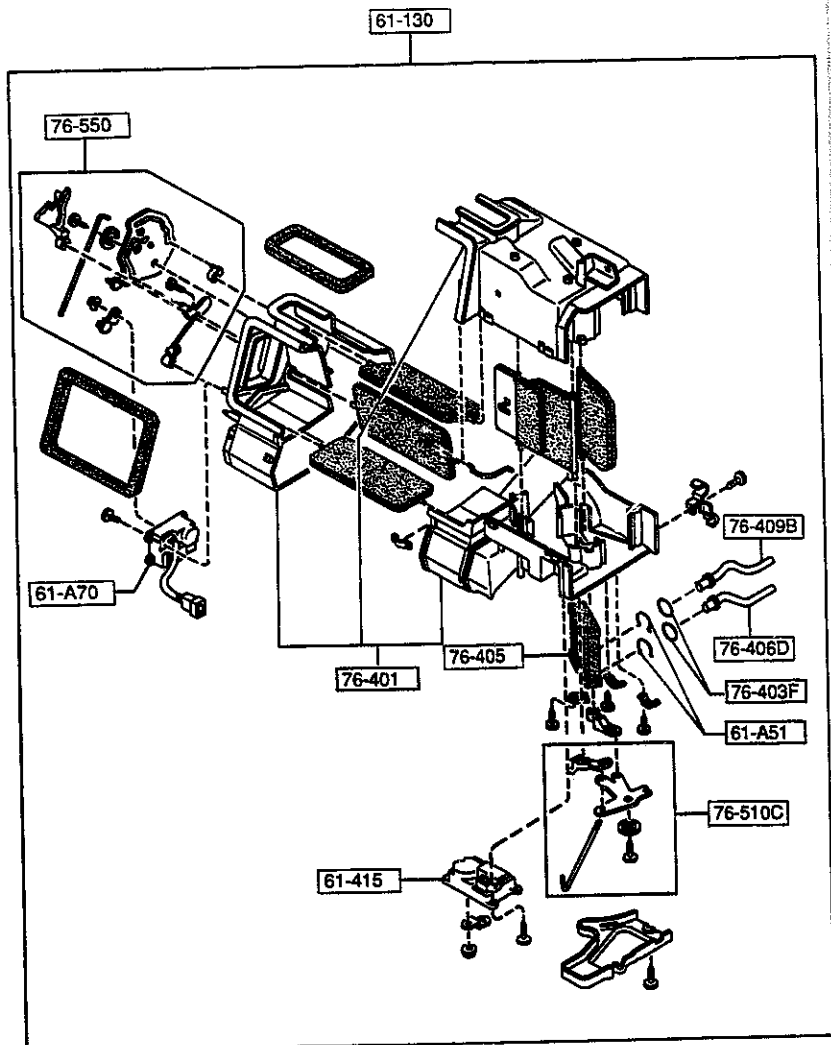
CAT. AUFA05-03

1995-03

3-M 3

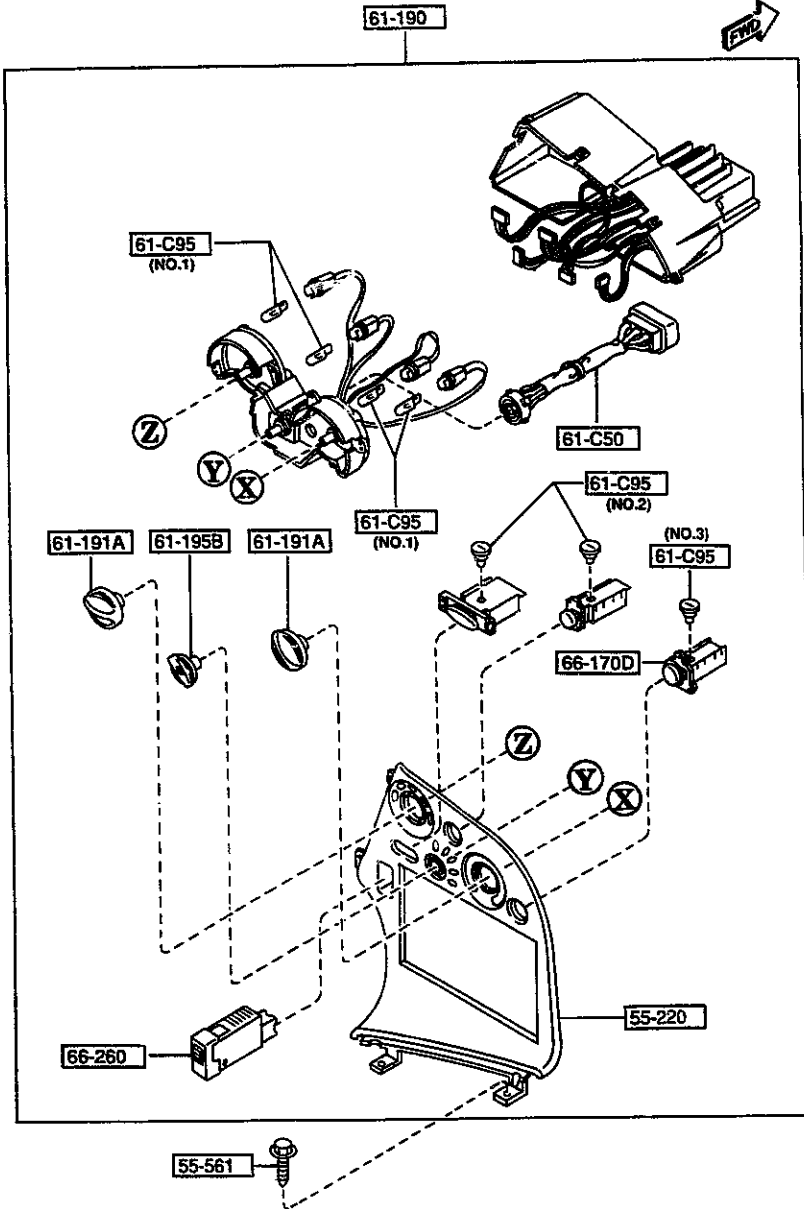
6110 -1 * HEATER UNIT COMPONENTS

6110 HEATER UNIT COMPONENTS



PART NO.	QTY	MODEL/RESTRICTION	MODEL/RESTRICTION	MODEL/RESTRICTION	FROM-TO
61-A51		CLIP, HEATER UNIT			
FD01-61-A18	2				
61-A70		ACTUATOR, MODE-HEATER UNIT			
FD01-61-A70	1				
61-130		HEATER UNIT			
FD01-61-130B	1				
61-415		ACTUATOR, TEMP			
FD01-61-A60	1				
76-401		CASE, HEATER			
FD01-61-A80	1				
76-403F		RING, 'O'			
FD01-61-A19	2				
76-405		CORE, HEATER			
FD01-61-A10	1				
76-406D		PIPE, HEATER UNIT			
FD01-61-A15A	1				
76-409B		PIPE, HEATER UNIT			
FD01-61-A16A	1				
76-510C		LINK SET, TEMP			
FD01-61-A20	1				
76-550		LINK SET, MODE			
FD01-61-A30	1				

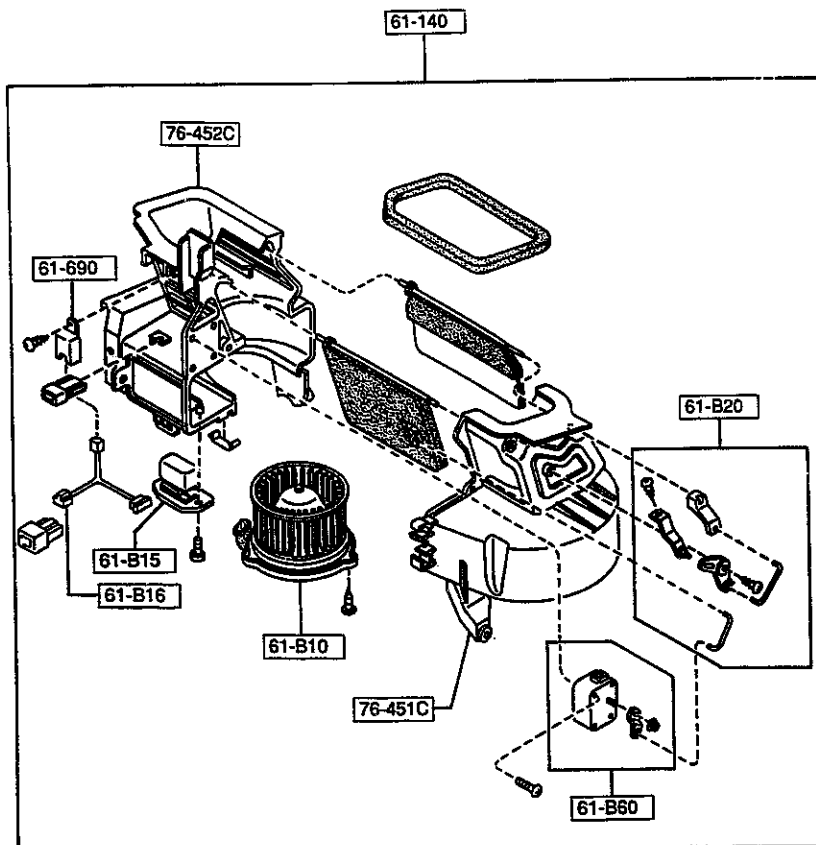
6115 HEATER CONTROLS COMPONENTS



PART NO.	QTY	MODEL/RESTRICTION	MODEL/RESTRICTION	MODEL/RESTRICTION	FROM-TO
55-220		PANEL,CENTER			4106-
FD15-55-21X	1				
55-561		BOLT,INST. PANEL			
B455-55-561	4				
61-C50		SWITCH,FAN-HEATER CO NTROL			
FD01-61-C50	1				
61-C95		BULB,MODE CONTROL			
FD01-61-C95	4	(ILLUST. NO.1)			
FD02-61-C95	2	(ILLUST. NO.2)			
FD03-61-C95	1	(ILLUST. NO.3)			
61-190		CONTROL,HEATER			-4106
FD15-61-19Z	1				
00	INT-	FE5 FE6 FE7 BLACK			
FD15-61-19ZA	1				4106-
00	INT-	FE5 FE6 FE7 BLACK			
61-191A		KNOB ND.1			
FD01-61-191	2				
61-195B		KNOB,FAN SWITCH			
FD01-61-195	1				
66-170D		SWITCH,HAZARD			
FD01-66-4HD	1				
66-260		RESISTOR			
FD01-55-490A	1				
4106 FD333*-301753					

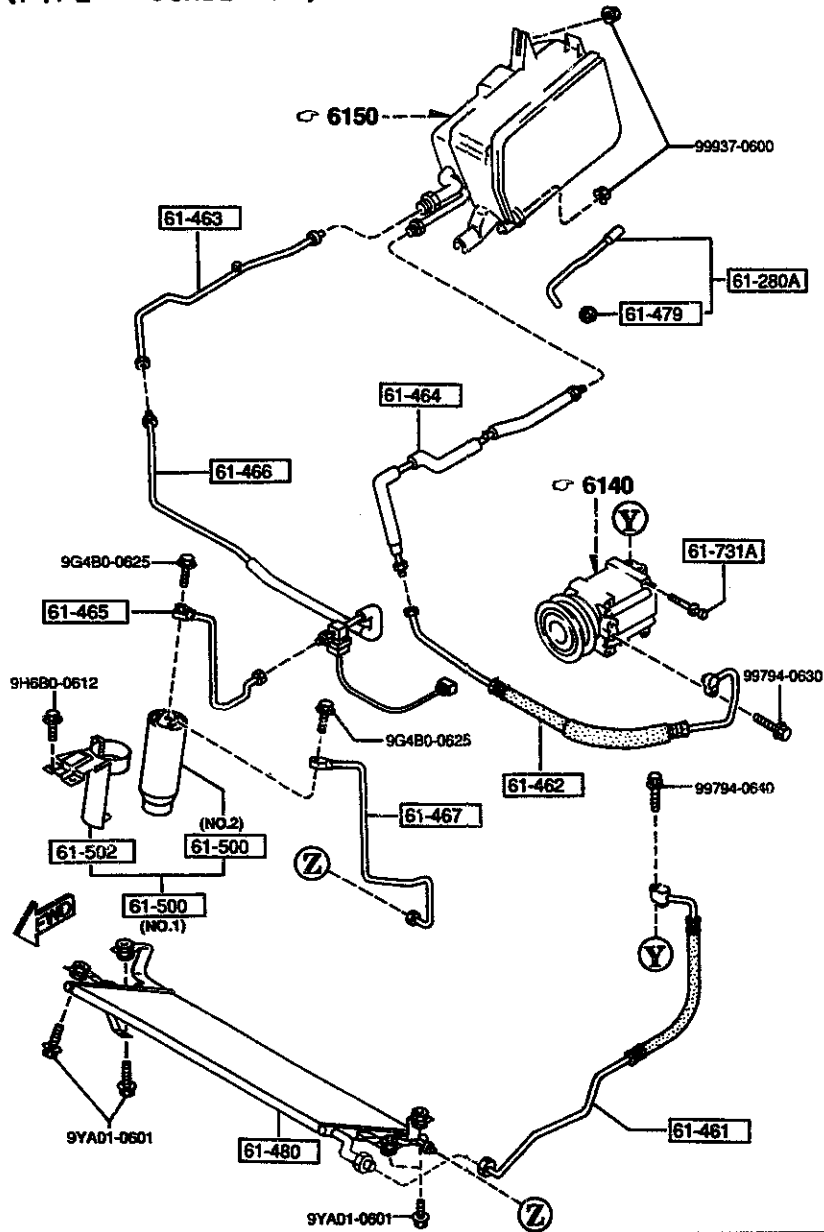
6120 -1 * HEATER BLOWER COMPONENTS

6120 HEATER BLOWER COMPONENTS



PART NO.	QTY	MODEL/RESTRICTION	MODEL/RESTRICTION	MODEL, RESTRICTION	FROM-TO
61-B10		MOTOR, FAN-BLOWER UNIT			
FD01-61-B10	1				
61-B15		RESISTOR, BLOWER UNIT			
D061-61-B15	1				
61-B16		HARNESS, BLOWER UNIT			
FDD1-61-B16A	1				
61-B20		LINK, RECYCLE & FRESH			
FD01-61-B20	1				
61-B60		ACTUATOR, RECYCLE & FRESH			
FD01-61-B60	1				
61-140		BLOWER UNIT			
FD01-61-140B	1				
61-690		RELAY			
FB03-61-691	1	W/IG. RELAY BLOWER			
76-451C		CASE(R), BLOWER			
FD01-61-B01	1				
76-452C		CASE(L), BLOWER			
FD01-61-B02	1				

(PIPE & CONDENSER)



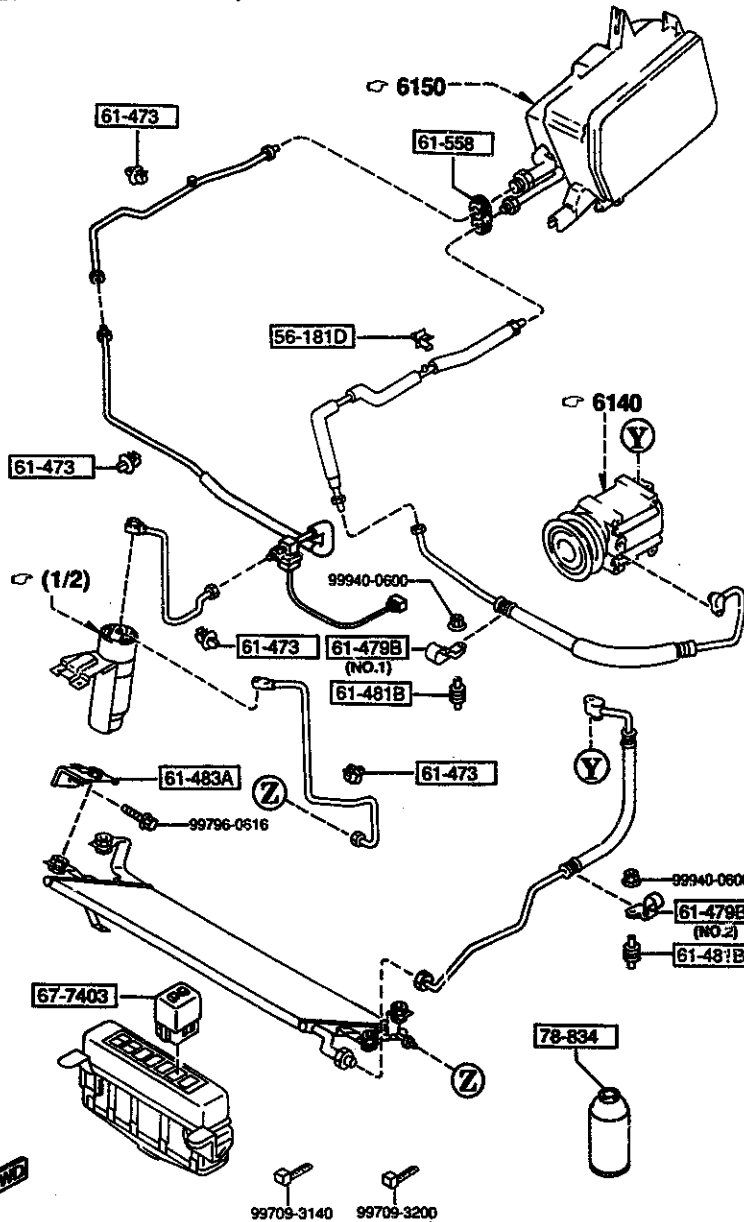
PART NO.	QTY	MODEL/RESTRICTION	MODEL/RESTRICTION	MODEL/RESTRICTION	FROM-TO
56-181D		CLIP			
S083-56-181	1				
61-280A		HOSE, DRAIN			
FD15-61-280	1				
61-461		HOSE, FLEXIBLE-HIGH			
FD15-61-461	1				
61-462		HOSE, FLEXIBLE-LOW			
FD15-61-462	1				
61-463		PIPE NO.1, COOLER			
FD15-61-464	1				
61-464		PIPE NO.2, COOLER			
FD15-61-465 A (FD15-61-465A)	1				-3809
FD15-61-465A	1				3809-
61-465		PIPE NO.3, COOLER			
FD15-61-466	1				
61-466		PIPE NO.4, COOLER			
FD15-61-467A	1				
61-467		PIPE NO.5, COOLER			
FD15-61-468	1				
61-473		CLIP, PIPE			
FD01-61-475	4				
61-479		GROMMET			
FB01-61-478A	1				
61-479B		CLIP			
FD04-61-479A	1	(ILLUST. NO.1)			
FD05-61-479	1	(ILLUST. NO.2)			
61-480		CONDENSER			
FD15-61-480	1				-3802
3802 FD333*-301137					
3809 FD333*-301234					

6130 AIR CONDITIONER
(DENSO MAKE)

(2/2)

6130 -2 * AIR CONDITIONER
(DENSO MAKE)

(CLIP&BRACKET)

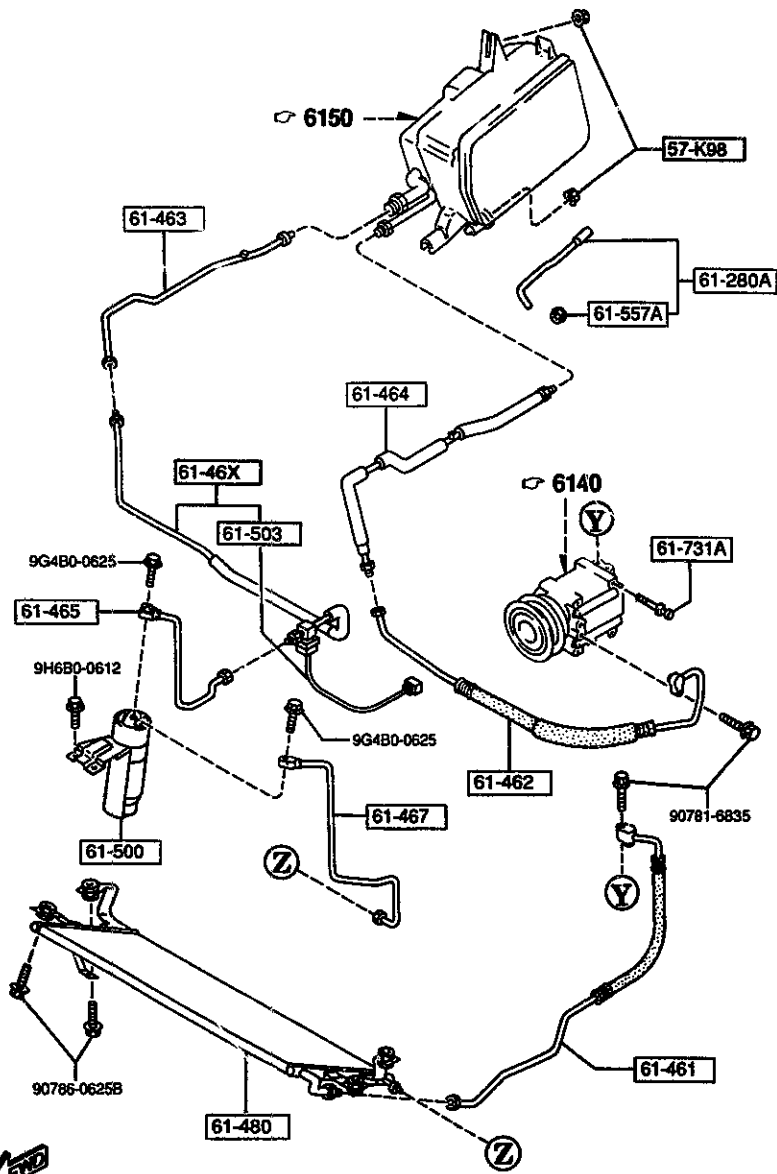


PART NO.	QTY	MODEL/RESTRICTION	MODEL/RESTRICTION	MODEL/RESTRICTION	FROM-TO
CONT'D					
F110-61-480	1				3B02-
61-481B		RUBBER, INSULATOR			
FD04-61-481	2				
61-483A		BRACKET, CONDENSER			
FD04-61-483A	1				
61-500		TANK, LIQUID			
FD15-61-500	1	(ILLUST. NO.1)			
N026-61-501	1	(ILLUST. NO.2)			
61-502		BRACKET, TANK			
FD04-61-502	1				
61-558		GROMMET, UNIT-COOLING			
LA01-61-558A	1				
61-731A		BOLT, AIR CON.			
FD05-61-731	4				
67-7403		RELAY, N.O.			
H270-67-740	1	30A			
78-834		REFRIGERANT DRUM			
W257-61-R13	1	200G			
W523-61-R13	1	300G			
3B02 FD333*-301137					

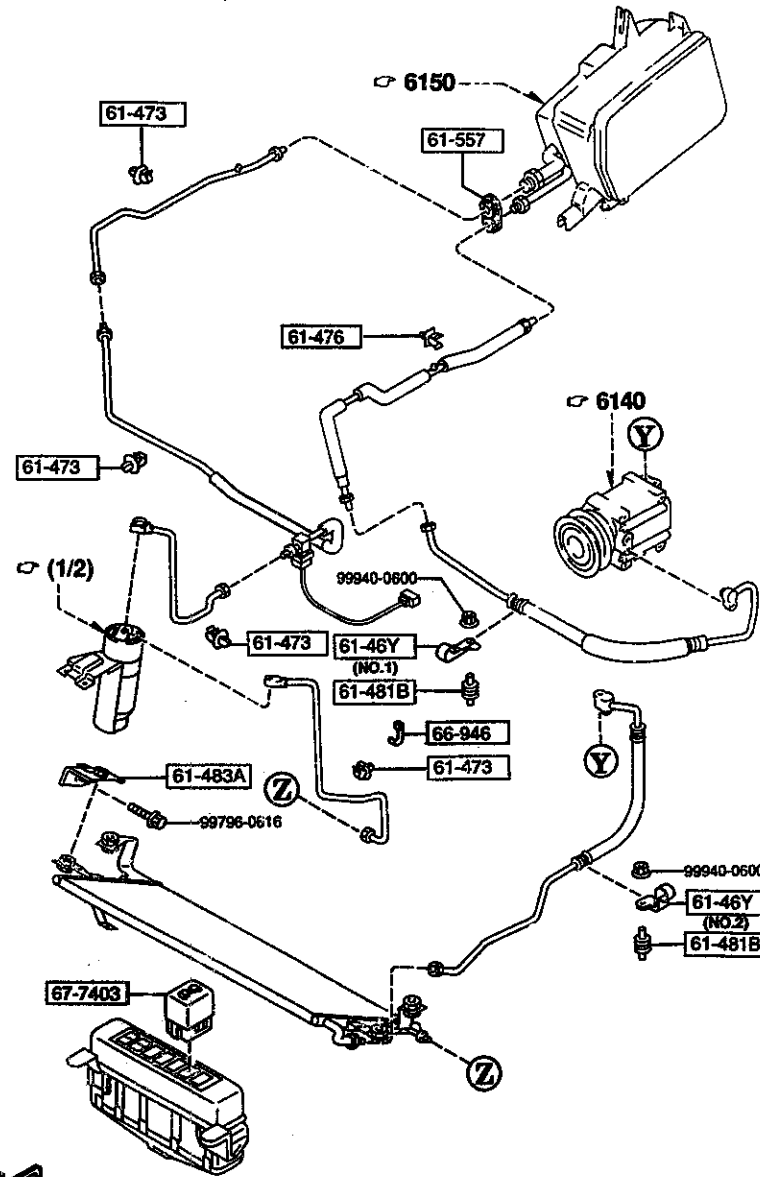
AUFA05

CAT. AUFA05-03

1995-03

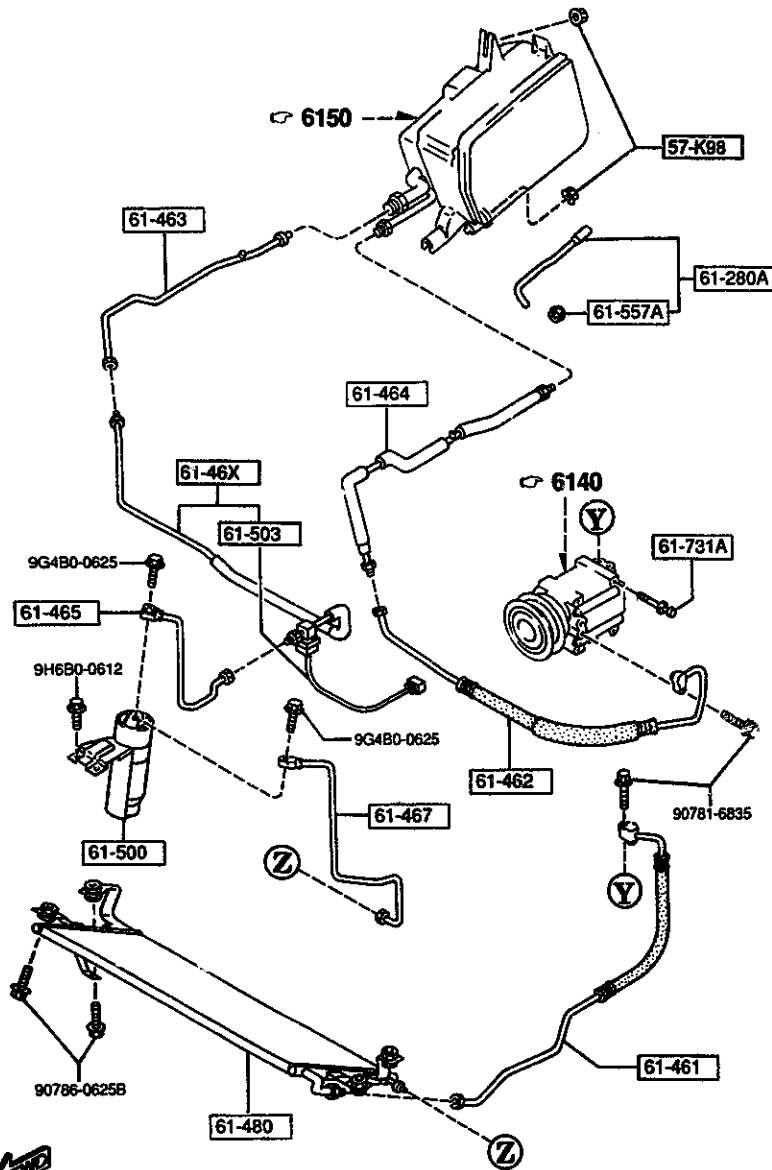


ALFA05



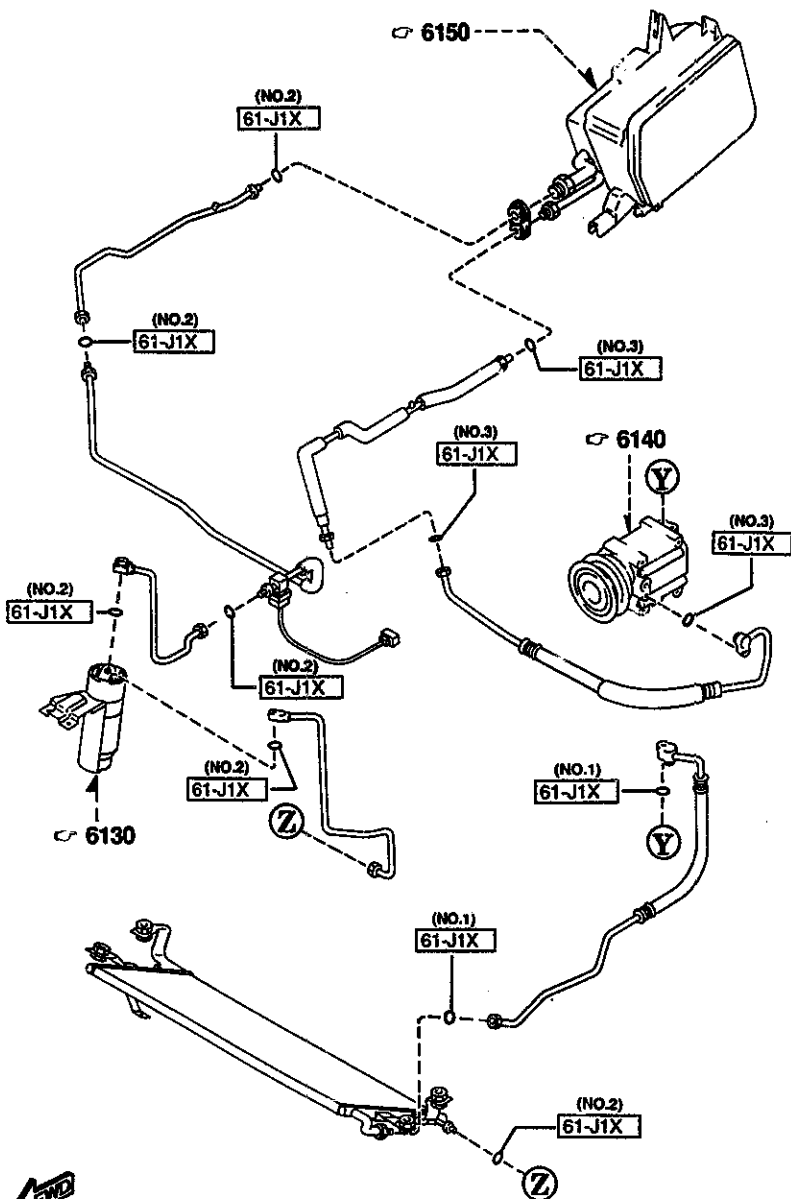
ALFA06

(PIPE&CONDENSER)



PART NO.	QTY	MODEL/RESTRICTION	MODEL/RESTRICTION	MODEL/RESTRICTION	FROM-TO
57-K98		NUT			
*MFC66-57-K98	2				
61-280A		HOSE, DRAIN			
FD16-61-280	1	(A)			
61-46X		PIPE, COOLER-HIGH			
*FD16-61-46X	1				
61-46Y		CLIP, PIPE			
FD01-61-46YA	1	(A)			(ILLUST. NO.1)
FD02-61-46Y	1	(A)			(ILLUST. NO.2)
61-461		HOSE, FLEXIBLE-HIGH			
FD01-61-461	1	(A)			
61-462		HOSE, FLEXIBLE-LOW			
FD01-61-462A	1	(A)			
61-463		PIPE NO.1, COOLER			
FD01-61-464	1	(A)			
61-464		PIPE NO.2, COOLER			
FD01-61-465	1	(A)			
61-465		PIPE NO.3, COOLER			
FD01-61-466	1	(A)			
61-467		PIPE NO.5, COOLER			
FD01-61-468A	1	(A)			
61-473		CLIP, PIPE			
FD01-61-473	4				
61-476		CLIP			

6135 O RING SET, PIPING



6135 -1 * O RING SET, PIPING

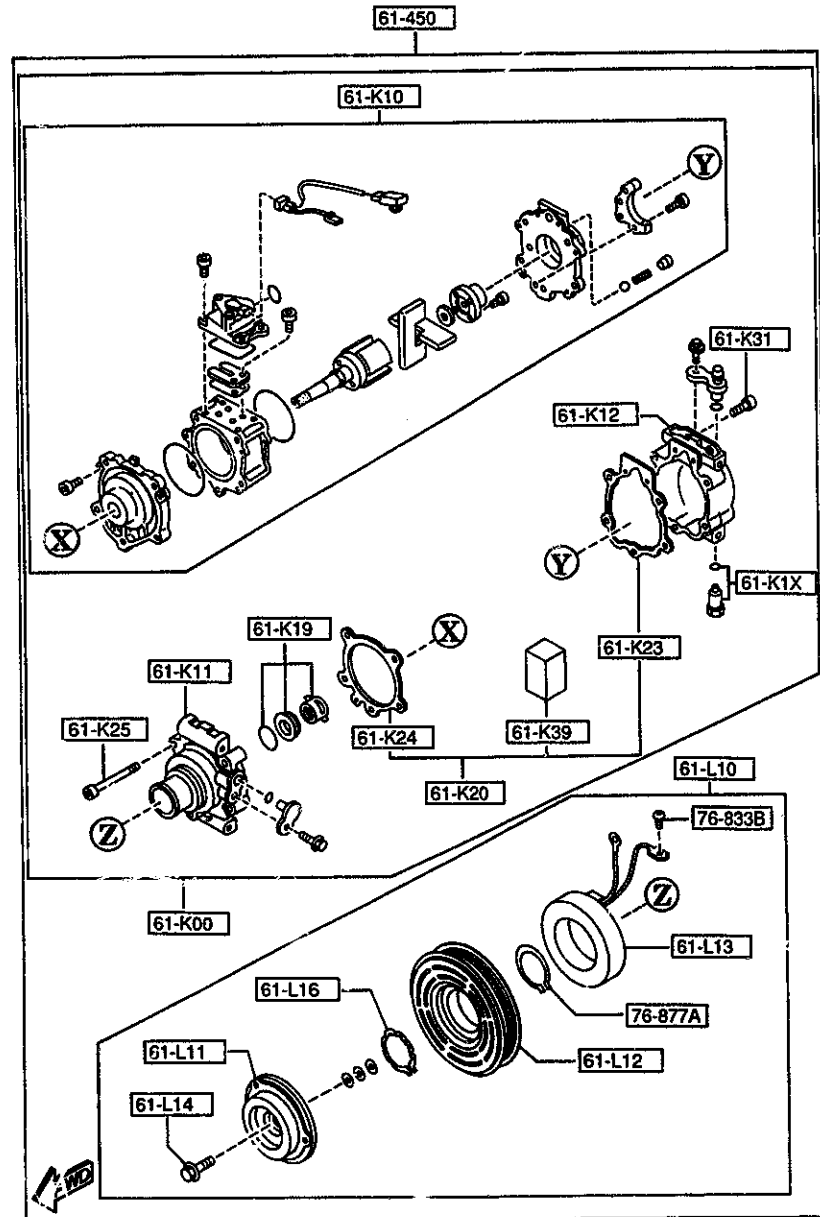
PART NO.	QTY	MODEL/RESTRICTION	MODEL/RESTRICTION	MODEL/RESTRICTION	FROM-TO
61-J1X		RING, 'O'-NO.1			
W257-61-J17	2	(ILLUST. NO.1)			
W326-61-J17	6	(ILLUST. NO.2)			
W329-61-J17	3	(ILLUST. NO.3)			

AUFA05

CAT. AUFA05-03

1995-03

6140

**COMPRESSOR COMPONENTS (AIR CONDITIONER)
(DENSO MAKE)**


AUF A05

**6140 -1 COMPRESSOR COMPONENTS (AIR CONDITIONER)
(DENSO MAKE)**

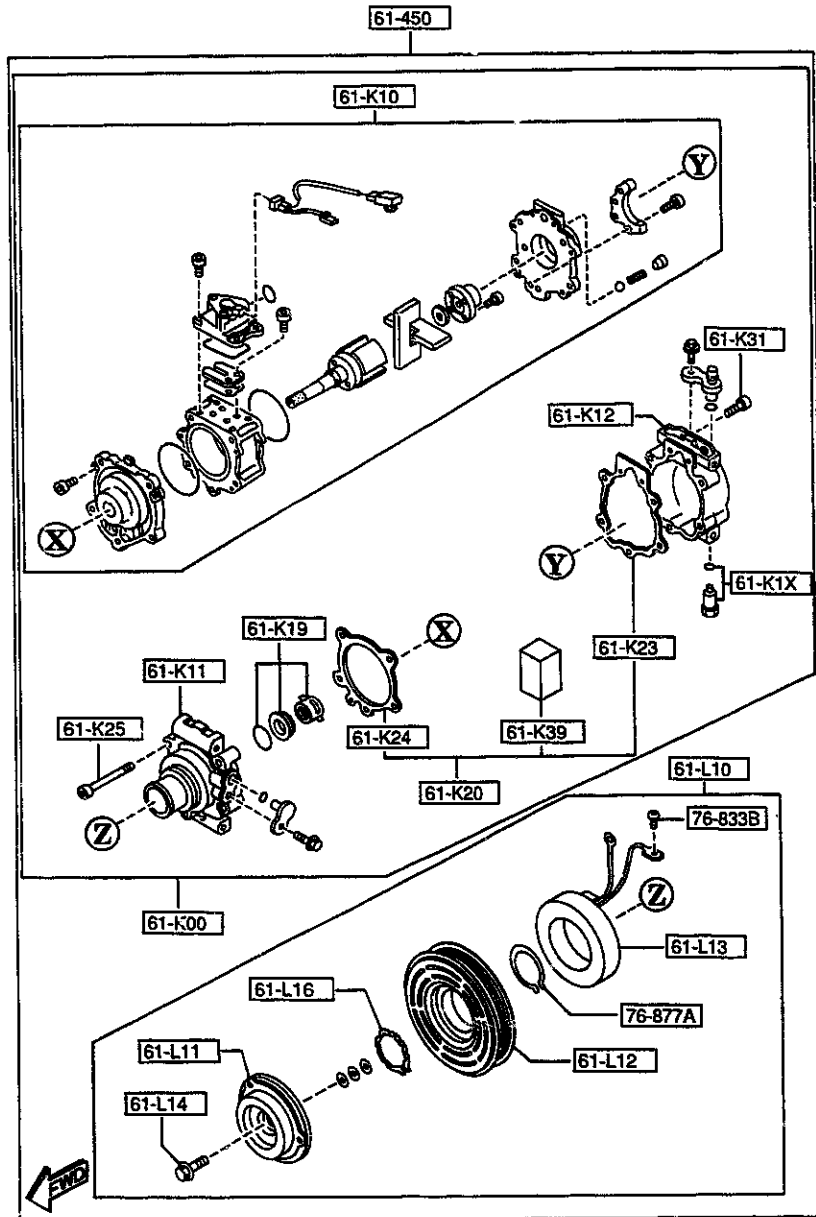
PART NO.	QTY	MODEL/RESTRICTION	MODEL/RESTRICTION	MODEL/RESTRICTION	FROM-TO
61-K00		COMPRESSOR, AIR CON.			
FD15-61-K00	1				
61-K1X		VALVE, RELIEF			
FD15-61-K1X	1				
61-K10		SHAFT, CYL -COMPRESSOR			
FD15-61-K10	1				
61-K11		HEAD, CYL. -COMPRESSOR			
FD15-61-K11	1				
61-K12		HEAD, CYL. -COMPRESSOR			
FD15-61-K12	1				
61-K19		SEAL, SHAFT-COMPR.			
FD15-61-K19	1				
61-K20		GASKET KIT, COMPRESSOR			
FD15-61-K2X	1				
61-K23		PLUG, COMPRESSOR			
FD15-61-K23	1				
61-K24		GASKET, COMPRESSOR			
FD05-61-K24	1				
61-K25		BOLT, COMPRESSOR-AIR CON.			
F065-61-K25	5				
61-K31		BOLT, COMPRESSOR			
F065-61-K31	2				
61-K39		OIL, COMPRESSOR			
FD15-61-K39	1				
61-L10		CLUTCH, MAGNET			
FD15-61-L10	1				
61-L11		ARMATURE, MAGNETIC CLUTCH			
FD15-61-L11	1				

C.A.T. AUF A05-03

1995-05

6140 COMPRESSOR COMPONENTS (AIR CONDITIONER)
(DENSO MAKE)

6140 -2 * COMPRESSOR COMPONENTS (AIR CONDITIONER)
(DENSO MAKE)



PART NO.	QTY	MODEL/RESTRICTION	MODEL/RESTRICTION	MODEL/RESTRICTION	FROM-TO
61-L12		PULLEY, MAGNET CLUTCH			
FD15-61-L12	1				
61-L13		COIL, FIELD-MAGNET CLUTCH			
FD15-61-L13	1				
61-L14		BOLT, MAGNET CLUTCH			
F065-61-L14	1				
61-L16		RING, SNAP-MAGNET CLUTCH			
F065-61-L16	1				
61-450		COMPRESSOR			
FD15-61-450	1				
76-833B		WASHER			
B001-76-734	1				
76-877A		RING, SNAP			
B001-76-725	1				

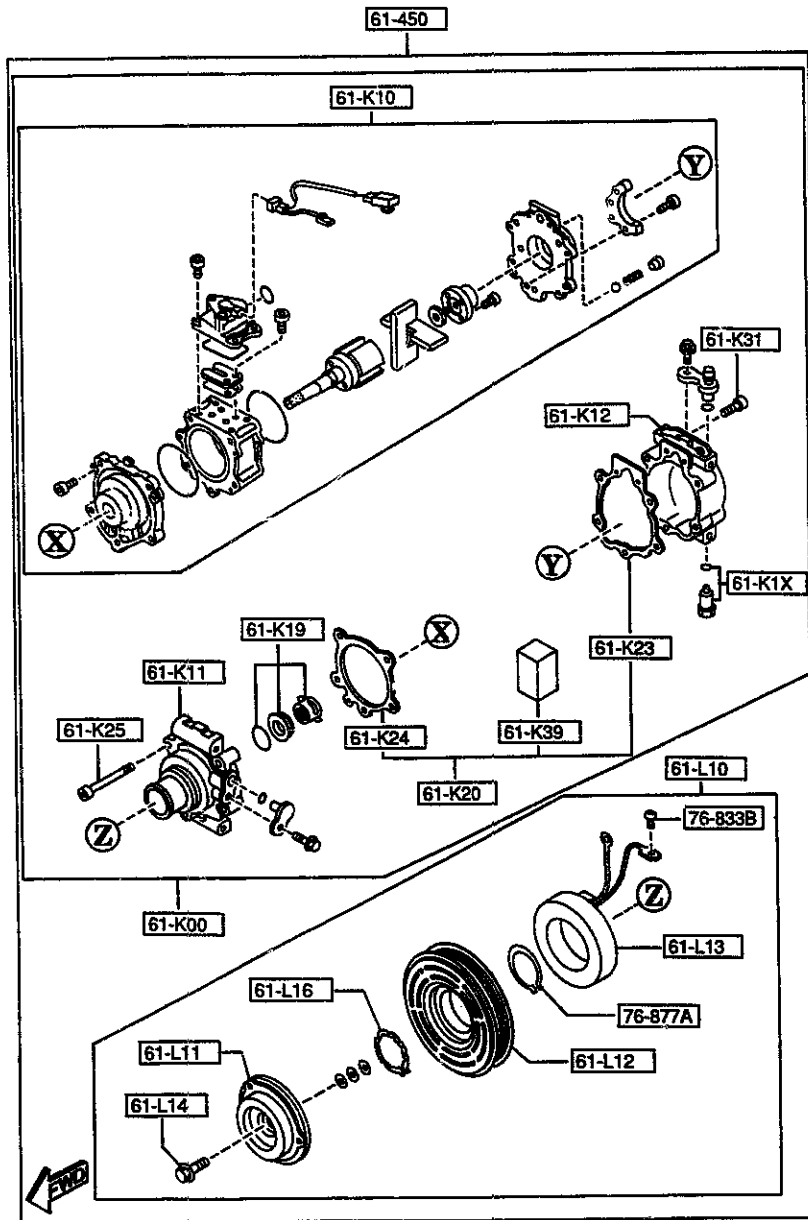
AUFA05

CAT. AUFA05-03

1995-03

6140A COMPRESSOR COMPONENTS (AIR CONDITIONER)
(MANA MAKE)

6140A -1 COMPRESSOR COMPONENTS (AIR CONDITIONER)
(MANA MAKE)



PART NO.	QTY	MODEL/RESTRICTION	MODEL/RESTRICTION	MODEL/RESTRICTION	FROM-TO
61-K00		COMPRESSOR,AIR CON.			
FD01-61-K00	1	(A)			
61-K1X		VALVE,RELIEF			
FD01-61-K1X	1	(A)			
61-K10		SHAFT,CYL -COMPRESSOR			
FD01-61-K10	1	(A)			
61-K11		HEAD,CYL.-COMPRESSOR			
NA02-61-K11	1	(A)			
61-K12		HEAD,CYL.-COMPRESSOR			
FD01-61-K12	1	(A)			
61-K19		SEAL,SHAFT-COMPR.			
F065-61-K19	1				
61-K20		GASKET KIT,COMPRESSOR			
NA02-61-K2X	1	(A)			
61-K23		PLUG,COMPRESSOR			
NA02-61-K23	1	(A)			
61-K24		GASKET,COMPRESSOR			
NA02-61-K24	1	(A)			
61-K25		BOLT,COMPRESSOR-AIR CON.			
F065-61-K25	5				
61-K31		BOLT,COMPRESSOR			
F065-61-K31	2				
61-K39		OIL,COMPRESSOR			
NA02-61-K39	1	(A)			

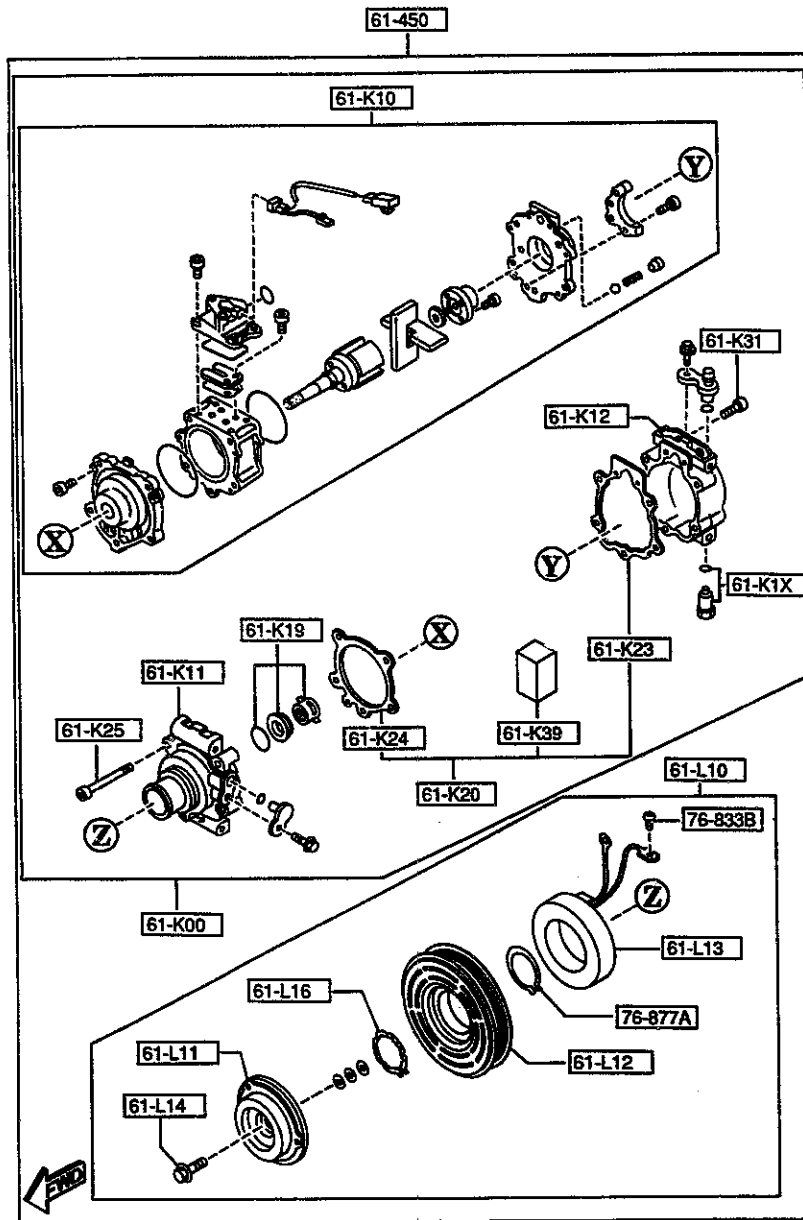
AUFA05

CAT. AUFA05-03

1995-03

6140A COMPRESSOR COMPONENTS (AIR CONDITIONER)
(MANA MAKE)

6140A -2 * COMPRESSOR COMPONENTS (AIR CONDITIONER)
(MANA MAKE)



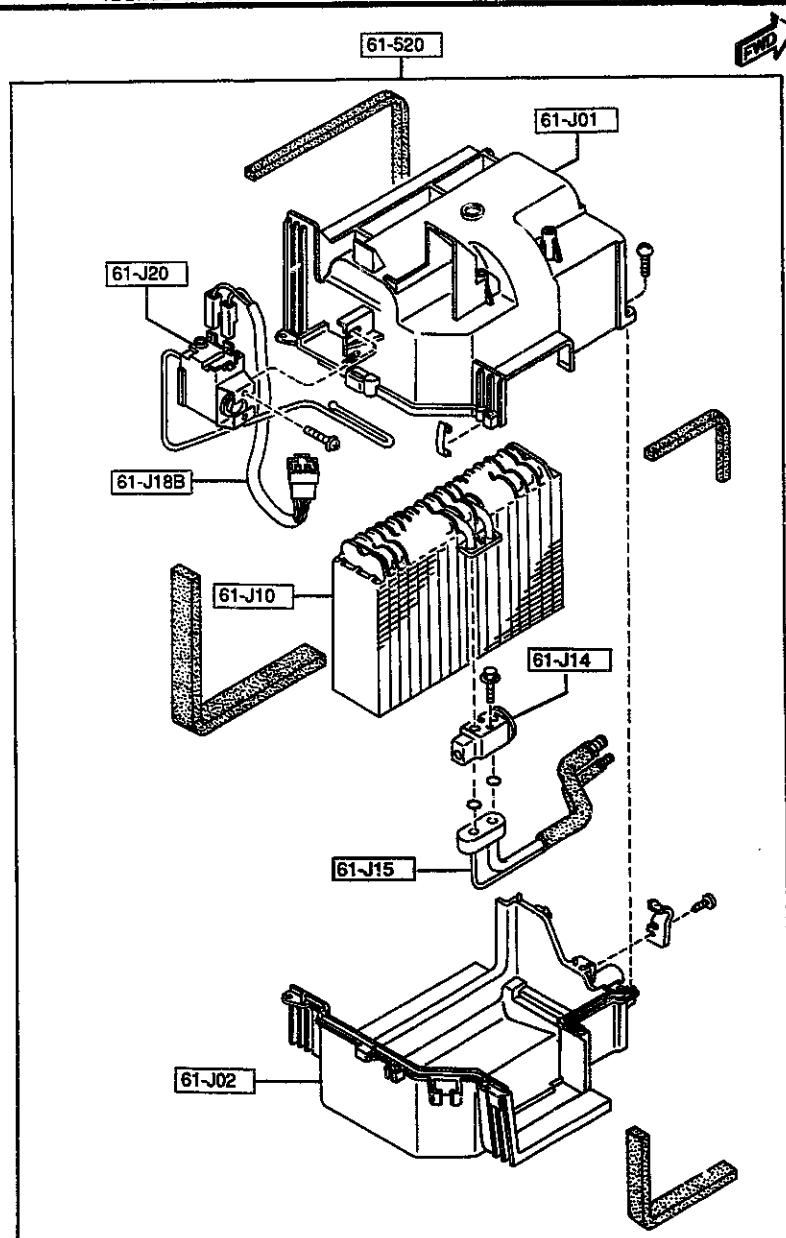
PART NO.	QTY	MODEL/RESTRICTION	MODEL/RESTRICTION	MODEL/RESTRICTION	FROM-TO
61-L10		CLUTCH, MAGNET			
FD01-61-L10	1	(A)			
61-L11		ARMATURE, MAGNETIC CL			
F065-61-L11	1	UTCH			
61-L12		PULLEY, MAGNET CLUTCH			
FD01-61-L12	1	(A)			
61-L13		COIL, FIELD-MAGNET CL			
F065-61-L13	1	UTCH			
61-L14		BOLT, MAGNET CLUTCH			
F065-61-L14	1				
61-L16		RING, SNAP-MAGNET CLU			
F065-61-L16	1	TCH			
61-450		COMPRESSOR			
FD01-61-450	1	(A)			
76-833B		WASHER			
B001-76-734	1				
76-877A		RING, SNAP			
B001-76-725	1				

AUFA05

CAT. AUFA05-03

1995-03

6150

COOLING UNIT (AIR CONDITIONER)
(DENSO MAKE)6150 -1 * COOLING UNIT (AIR CONDITIONER)
(DENSO MAKE)

PART NO.	QTY	MODEL/RESTRICTION	MODEL/RESTRICTION	MODEL/RESTRICTION	FROM-TO
61-J01		CASE 'A', COOLING UNIT			
FD15-61-J01	1				
61-J02		CASE 'B', COOLING UNIT			
FD15-61-J02	1				
61-J10		EVAPORATOR			
FD15-61-J10	1				
61-J14		VALVE, EXPANSION			
FD15-61-J14	1				
61-J15		PIPE, COOLING UNIT			
FD15-61-J15	1				
61-J18B		HARNES, COOLING UNIT			
FD15-61-J43	1				
61-J20		THERMOSTAT, COOLING UNIT			
FD15-61-J20	1				
61-520		UNIT, COOLING			
FD15-61-520	1				

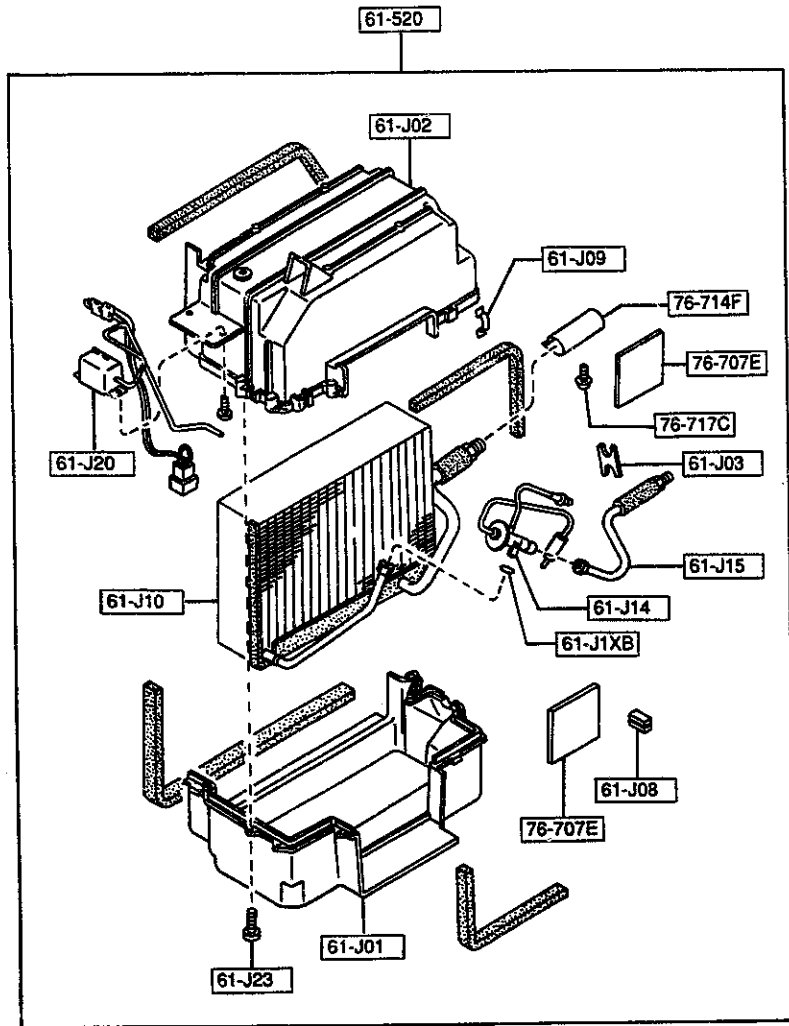
AUF05

CAT. AUF05-03

1995-03

6150A COOLING UNIT (AIR CONDITIONER)
(MANA MAKE)

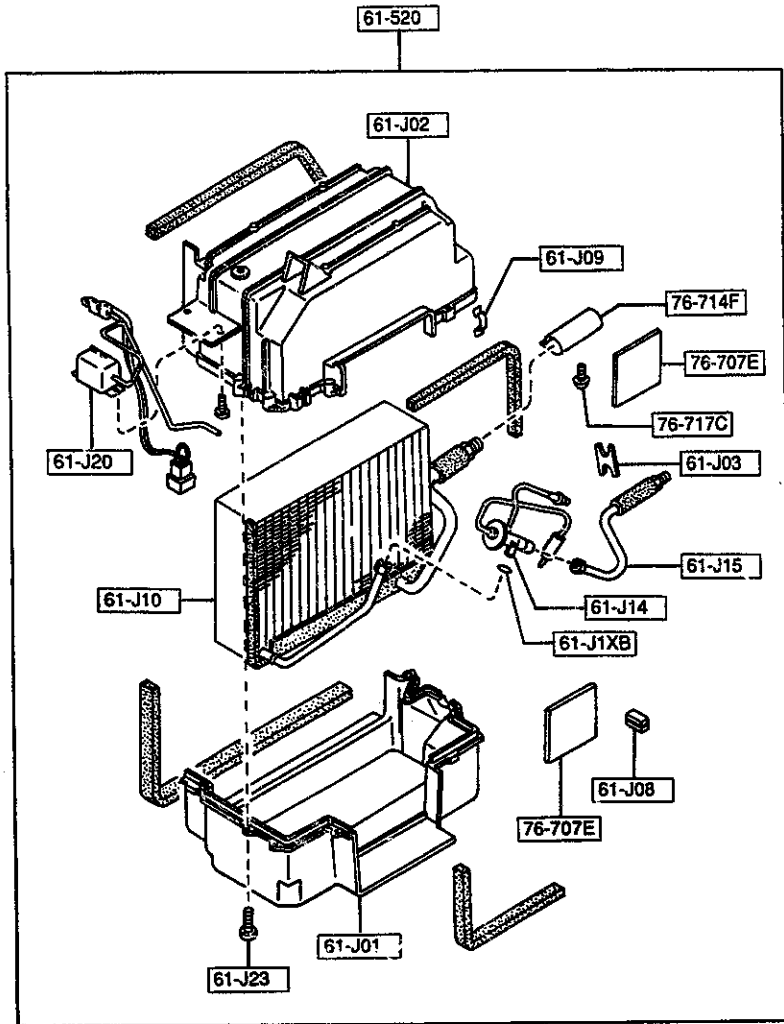
6150A -1 COOLING UNIT (AIR CONDITIONER)
(MANA MAKE)



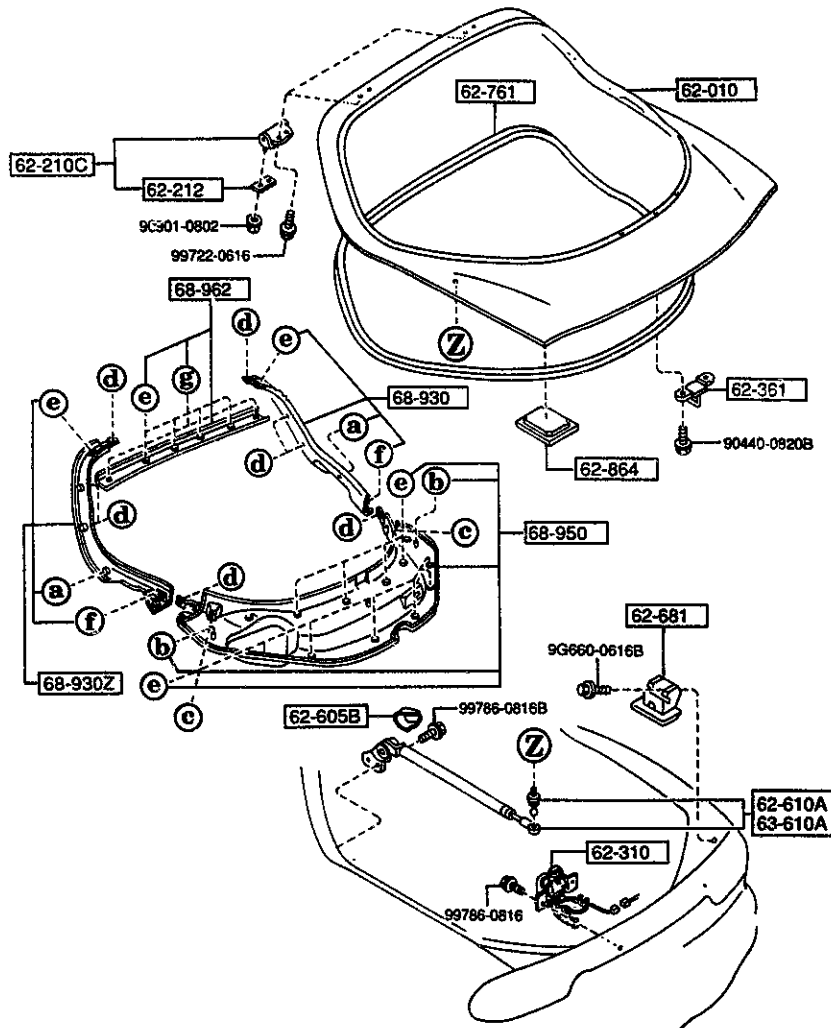
PART NO.	QTY	MODEL/RESTRICTION	MODEL/RESTRICTION	MODEL/RESTRICTION	FROM-TO
61-J01 FD17-61-J01	1	CASE*A*,COOLING UNIT (A)			
61-J02 FD17-61-J02	1	CASE*B*,COOLING UNIT (A)			
61-J03 FD01-61-J03	1	CASE*C*,COOLING UNIT (A)			
61-J08 GJ51-61-J08	1	CLIP,COOLING UNIT (G)			
61-J09 G213-61-J09	2	CLIP,COOLING UNIT			
61-J1XB H261-61-J17	1	RING,*O*-NO.3			
61-J10 FD17-61-J10	1	EVAPORATOR (A)			
61-J14 FD01-61-J14	1	VALVE,EXPANSION (A)			
61-J15 FD17-61-J15	1	PIPE,COOLING UNIT (A)			
61-J20 FD01-61-J20	1	THERMOSTAT,COOLING U NIT			
61-J23 GJ51-61-J23	5	SCREW,COOLING UNIT (G)			
61-520 FD17-61-520	1	UNIT,COOLING (A)			

6150A COOLING UNIT (AIR CONDITIONER)
(MANA MAKE)

6150A -2 * COOLING UNIT (AIR CONDITIONER)
(MANA MAKE)



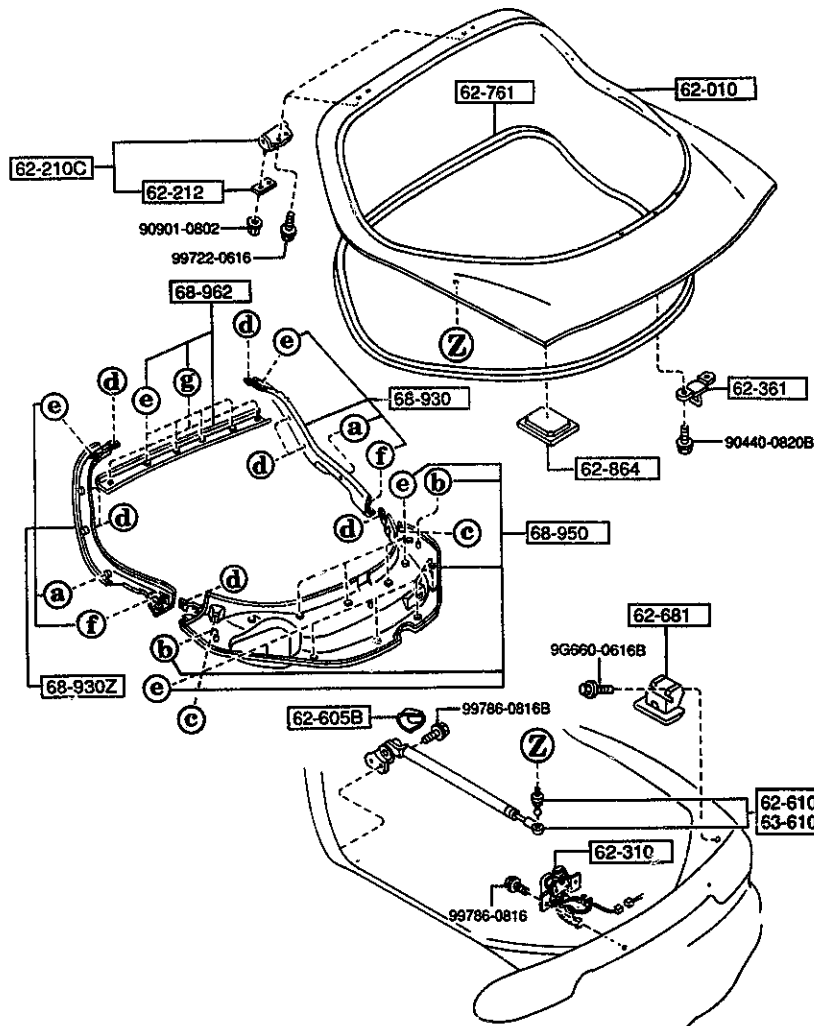
PART NO.	QTY	MODEL/RESTRICTION	MODEL/RESTRICTION	MODEL/RESTRICTION	FROM-TO
76-707E		INSULATOR			
HA16-76-707	2				
76-714F		CLIP			
H001-76-714	1				
76-717C		SCREW			
H001-76-717	1				



a	b	c	d	e	f	g
68-AD1	68-D21	68-305B	68-865Q	68-865S	68-172H	68-AD2

PART NO.	QTY	MODEL/RESTRICTION	MODEL/RESTRICTION	MODEL/RESTRICTION	FROM-TO
62-010		BODY, LIFT GATE			
FD01-62-020D	1	((W/O SUN-RF)>>(NOR.S USP) (STEEL SUN-RF)			
FD03-62-020D	1	((W/O SUN-RF)>>(HARD SUSP)			
FD04-62-020D	1	(GLASS SUN-RF)			
62-210C		HINGE, GLASS HATCH			
FD01-62-210C	2				
62-212		GASKET, HINGE-LIFT GATE			
B001-62-212	2				
62-310		LOCK, LIFT GATE			
FD01-62-310	1				
62-361		STRIKER, LOCK			
KA01-62-361	1				
62-605B		COVER, DAMPER STAY			
FB01-62-615	2				
62-610A		STAY(R), DAMPER			
88FA-62-620	1	((W/O SUN-RF)>>(HARD SUSP) (GLASS SUN-RF)			
88F9-62-620	1	((W/O SUN-RF)>>(NOR.S USP) (STEEL SUN-RF)			
62-681		WEDGE, LIFTGATE			
FD01-62-681B	2				
62-761		WTHSTP, LIFT GATE			
FD01-62-761	1				
62-864		TAPE, PROTECTOR-STOPPER			
B467-62-864 AN(B467-62-864A)	2				-4101
B467-62-864A AN(B467-62-864B)	2				4101-4117
B467-62-864B	2				4117-
4101 FD333*-301753 4117 FD333*-301957					

6230 LIFT GATE MECHANISMS

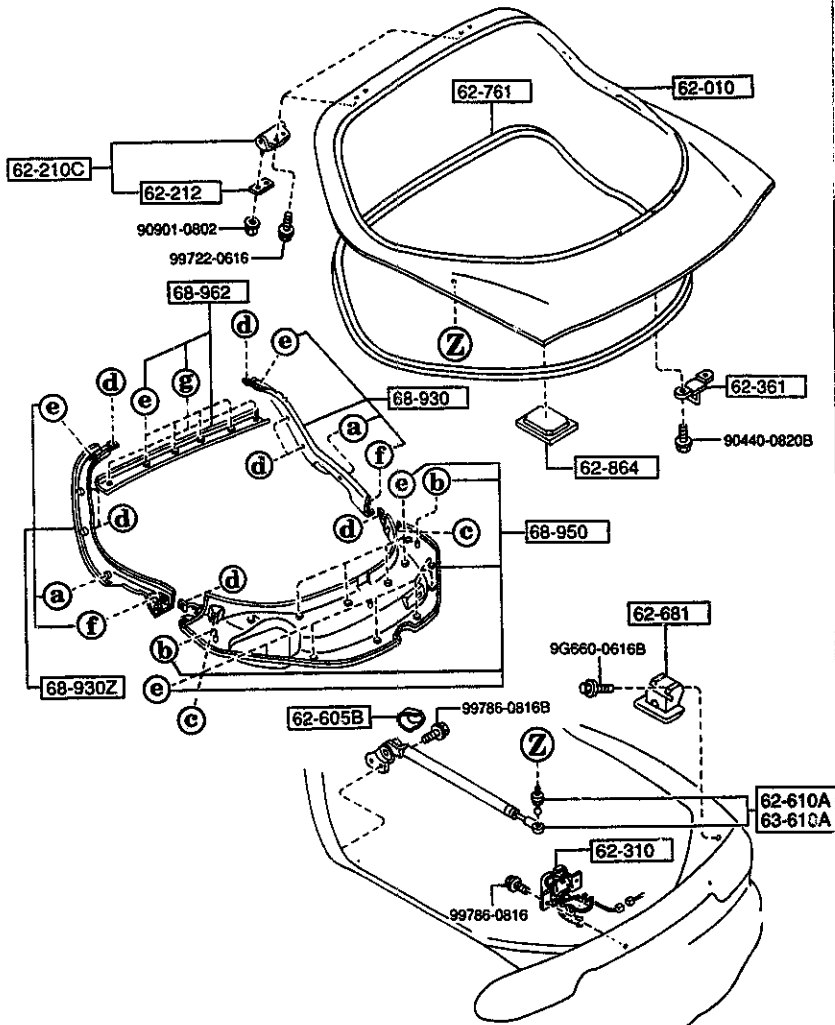


a	b	c	d	e	f	g
68-AD1	68-D21	68-305B	68-865Q	68-865S	68-172H	68-AD2

PART NO.	QTY	MODEL/RESTRICTION	MODEL/RESTRICTION	MODEL/RESTRICTION	FROM-TO
43-619A		STAY(L), DAMPER			
68F5-63-620	1	((W/O SUN-RF))>(HOR.S USP) (STEEL SUN-RF)			
68F6-63-620	1	((W/O SUN-RF))>(HARD SUSP) (GLASS SUN-RF)			
68-AD1		CLIP, SLIDE			
B499-68-AD1A	2				
68-AD2		CLIP			
B455-68-AD2	2				
68-D21		CLIP, TRIM			
LA10-68-D21	2				
68-172H		FASTENER, CTR. P/UPP.			
B100-68-215A	2				
68-305B		HANGER, STRAP			
FD01-68-301	2				
02	INT-	FE5 FE6 FE7 BLACK			
68-865Q		FASTENER			
GJ21-68-885B	8				
00	INT-	FE5 FE6 FE7 BLACK			
68-865S		CLIP, TRIM			
GJ12-68-865	17				
68-930		TRIM(R), LIFT GATE-SI DE			
FD01-68-940B	1				
02	INT-	FE5 FE6 FE7 BLACK			
68-930Z		TRIM(L), LIFT GATE-SI DE			
FD01-68-950B	1				
02	INT-	FE5 FE6 FE7 BLACK			
68-950		TRIM, LIFTGATE-LOWER			
FD01-68-960C	1				

3-J 5

6230 LIFT GATE MECHANISMS

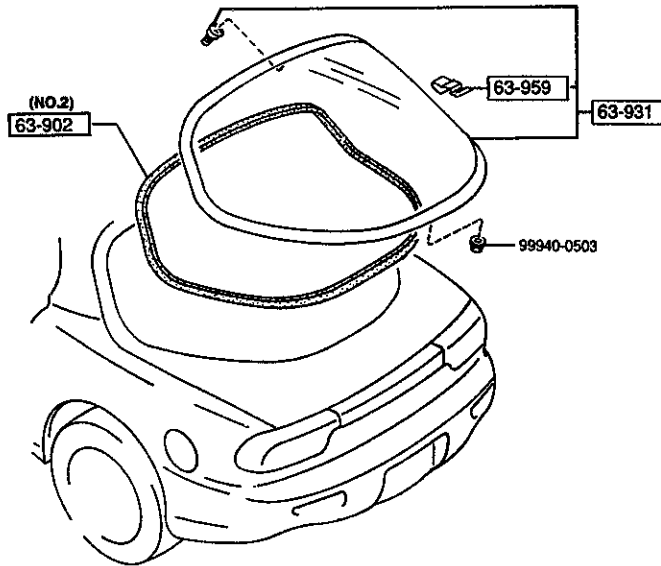
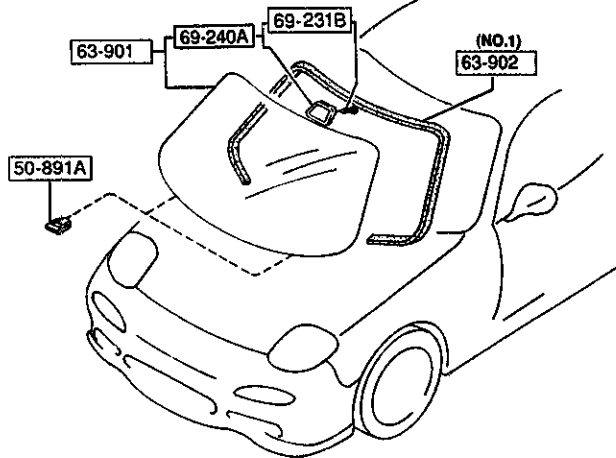


a	b	c	d	e	f	g
68-AD1	68-D21	68-305B	68-865Q	68-865S	68-172H	68-AD2

PART NO.	QTY	MODEL/RESTRICTION	MODEL/RESTRICTION	MODEL/RESTRICTION	FROM-TO
CONT'D					
02	INT-	FE5 FE6 FE7 BLACK			
↑ 68-962 ↓		TRIM, LIFTGATE-UPPER			
FD01-68-930A	1				
02	INT-	FE5 FE6 FE7 BLACK			

6300 -1 * WINDOW GLASSES

6300 WINDOW GLASSES



PART NO.	QTY	MODEL/RESTRICTION	MODEL/RESTRICTION	MODEL/RESTRICTION	FROM-TO
50-891A		SPACER, WINDOW			
EA01-50-891 AN(EA01-50-891A)	2	WHITE			-4401
*EA01-50-891A	2	WHITE			4401-
63-901		GLASS, WINDSHIELD			
FD15-63-900	1				
63-902		DAM, FRT. WSHLD GLASS			
FD01-50-894	1	L=3120MM (ILLUST. NO.1)			
8545-63-902	1	L=3850MM (ILLUST. NO.2)			
63-931		GLASS, BACK WINDOW			
FD15-63-930	1				
63-959		TERMINAL, BACK WIND. GLASS			
FB01-63-959	3				
69-231B		SCREW			
HG30-69-119	2				
69-240A		BASE, INTERIOR MIRROR			
HG31-69-240	1				
4401 FD333*-303310					

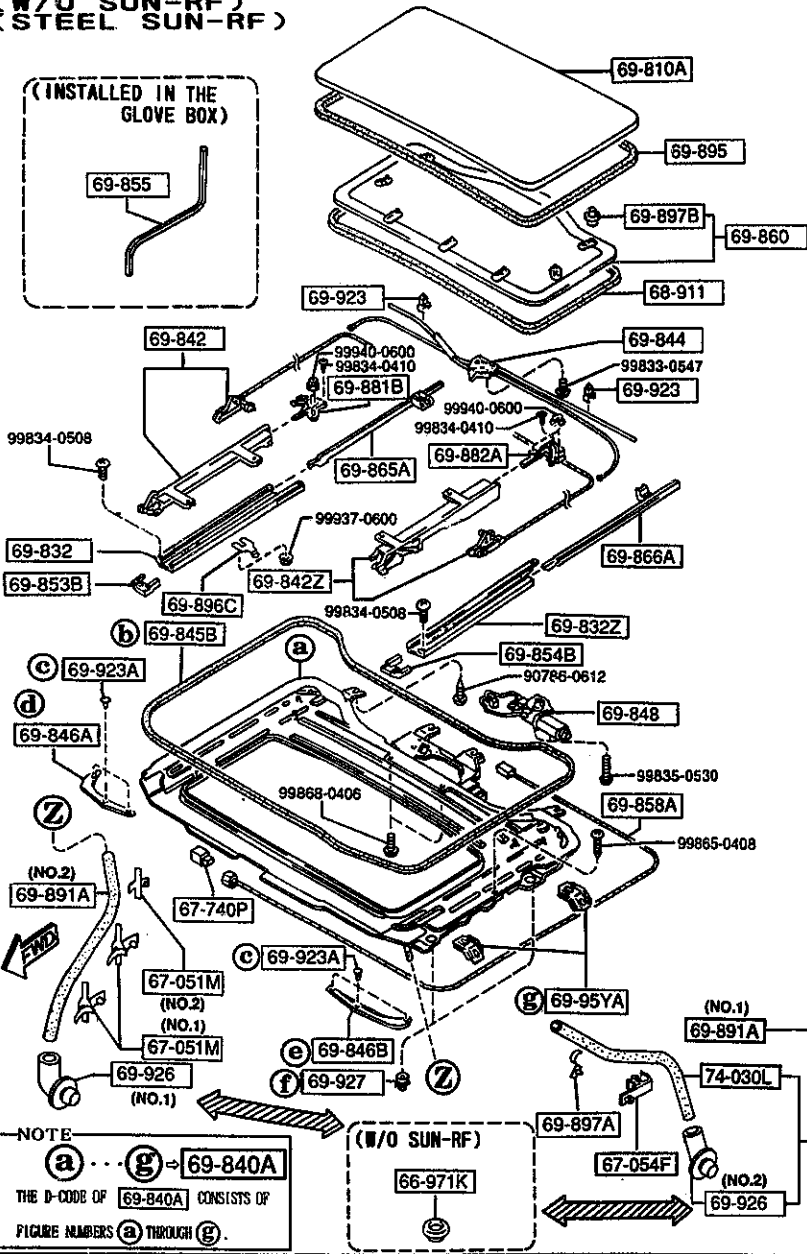
AUFA05

CAT. AUFA05-03

1995-03

6330 SUNROOF
 (W/O SUN-RF)
 (STEEL SUN-RF)

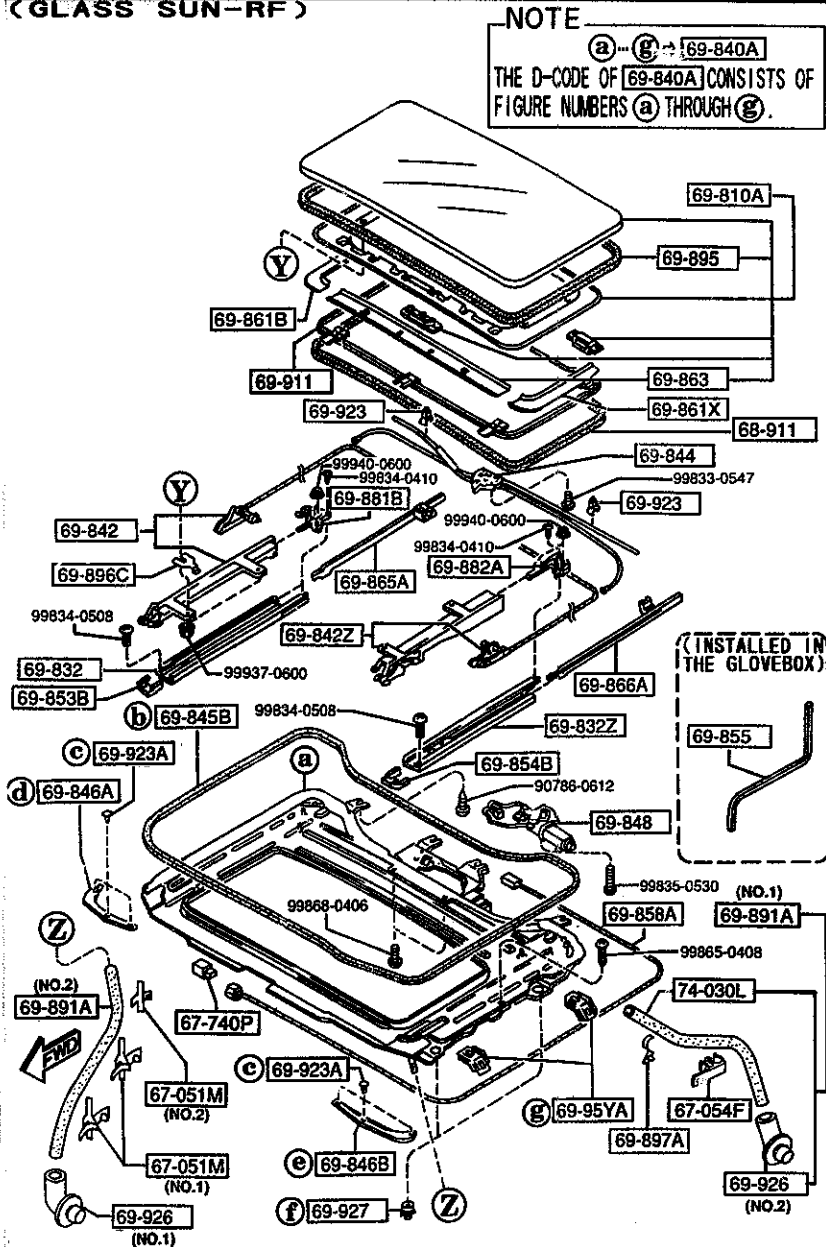
(1/2)



AUFA05

6330 SUNROOF
 (GLASS SUN-RF)

(2/2)

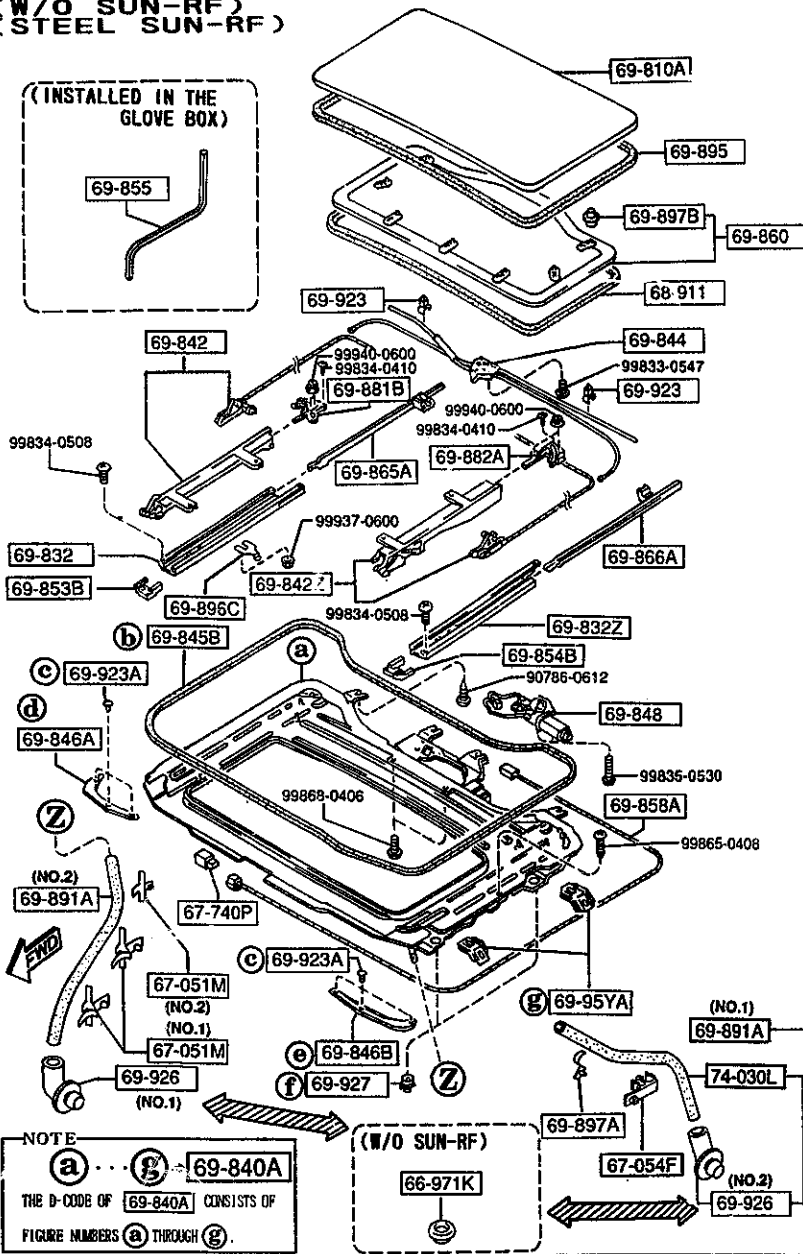


AUFA05

-288-

6330 SUNROOF
 (W/O SUN-RF)
 (STEEL SUN-RF)

(1/2)

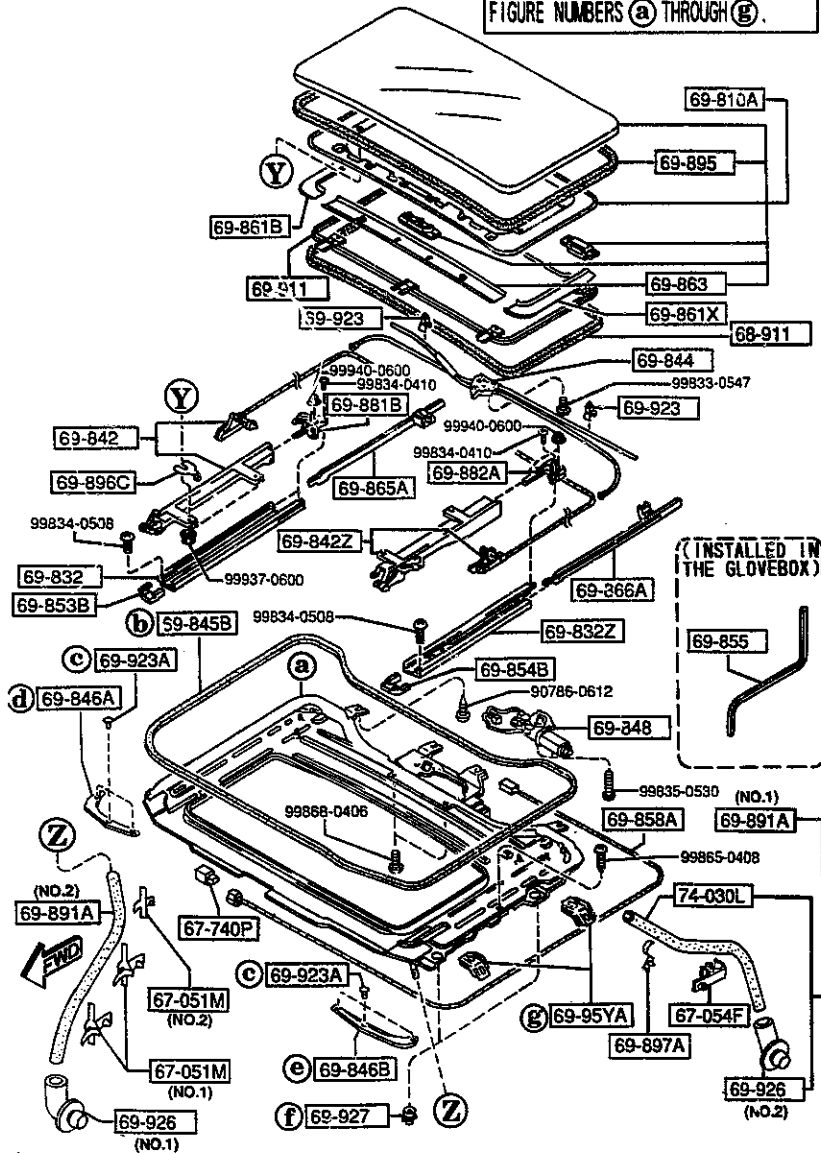


PART NO.	QTY	MODEL/RESTRICTION	MODEL/RESTRICTION	MODEL/RESTRICTION	FROM-TO
66-971K		GROMMET			
0222-66-971	4	(W/O SUN-RF)			
67-051M		CLIP			
8455-67-C31	2	(ILLUST. NO.1)			
6A2A-67-C33	1	(ILLUST. NO.2)			
67-054F		CLIP			
6030-67-052	2				
67-740P		RELAY, SLIDE ROOF			
EA05-69-873	1				
68-911		WELT, SEAMING			
FD01-69-981A	1				
02	INT-	FES FE6 FE7 BLACK			
69-810A		PANEL, SLIDING ROOF			
FD01-69-810B	1	(STEEL SUN-RF)			
F114-69-810B	1	(GLASS SUN-RF)			
69-832		RAIL(R), GUIDE			
FD01-69-851	1				
69-832Z		RAIL(L), GUIDE			
FD01-69-852	1				
69-840A		FRAME, SLIDING ROOF			
FD01-69-840	1				
69-842		GUIDE(R), REAR			
FD01-69-864	1				
69-842Z		GUIDE(L), REAR			
FD01-69-865	1				
69-844		UNIT, DRIVE			
FD01-69-861	1				
69-845B		TAPE, SEAL-SLDG ROOF FRAME			

(GLASS SUN-RF)

NOTE

(a)-(g) ⇒ [69-840A]
 THE D-CODE OF [69-840A] CONSISTS OF
 FIGURE NUMBERS (a) THROUGH (g).

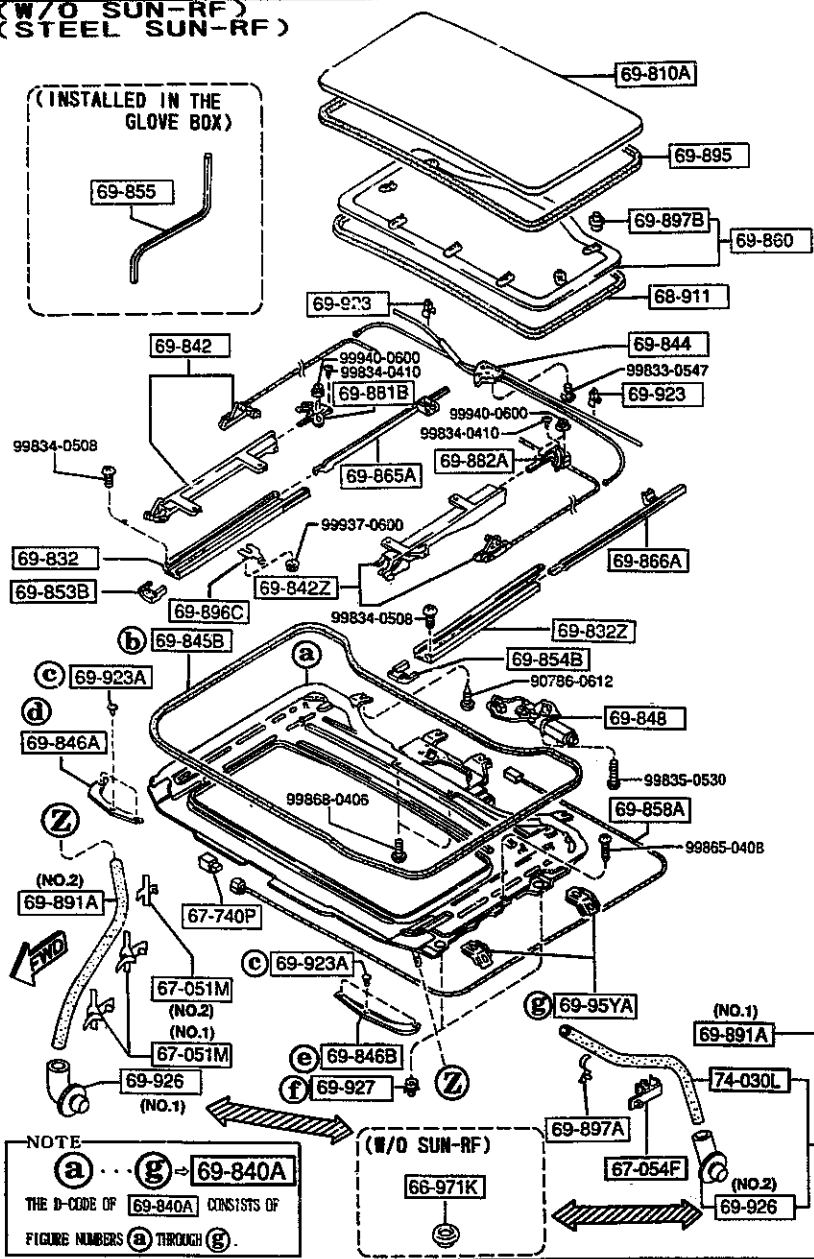


PART NO.	QTY	MODEL/RESTRICTION	MODEL/RESTRICTION	MODEL/RESTRICTION	FROM-TO
CONT'D					
FD01-69-845	1				
↑ 69-846A ↓		COVER 'A', FRAME-SLIDE ROOF			
FD01-69-846	1				
↑ 69-846B ↓		COVER 'B', FRAME-SLIDE ROOF			
FD02-69-846	1				
↑ 69-848 ↓		MOTOR, SLIDING ROOF			
EA05-69-871	1				
↑ 69-853B ↓		PLATE (R), POSITION-S. ROOF			
FD01-69-858	1				
↑ 69-854B ↓		PLATE (L), POSITION-S. ROOF			
FD01-69-859	1				
↑ 69-855 ↓		HANDLE, SLIDING ROOF			
EA05-69-924	1				
↑ 69-858A ↓		HARNES, SLIDING ROOF			
EA05-69-872	1				
↑ 69-860 ↓		TRIM, SLIDING ROOF			
FD01-69-960A	1	(STEEL SUN-RF)			
02	INT-	FE5 FE6 FE7 BLACK			
↑ 69-861B ↓		COVER (R), DECORATION			
F114-69-983	1	(GLASS SUN-RF)			
↑ 69-861X ↓		COVER (L), DECORATION			
F114-69-984	1	(GLASS SUN-RF)			
↑ 69-863 ↓		COVER, LOWER PANEL			
F114-69-893	1	(GLASS SUN-RF)			
↑ 69-865A ↓		SHUTTING (R), SLIDING ROOF			
FD01-69-9H1	1				
↑ 69-866A ↓		SHUTTING (L), SLIDING ROOF			
FD01-69-9H2	1				
3C01 FD333*-301464					

-3C01

6330 SUNROOF
 (W/O SUN-RF)
 (STEEL SUN-RF)

(1/2)



PART NO.	QTY	MODEL/RESTRICTION	MODEL/RESTRICTION	MODEL/RESTRICTION	FROM-TO
69-881B		PLATE(R),GUIDE			
FDD1-69-9H3	1				
69-882A		PLATE(L),GUIDE			
FDD1-69-9H4	1				
69-891A		HOSE,DRAIN-SUN ROOF FRONT (ILLUST. NO.1)			
FD04-69-920	2				
FD01-69-921	2	(ILLUST. NO.2)			
69-895		WEATHERSTRIP,S/ROOF			
FD01-69-825A	1	(STEEL SUN-RF)			
F114-69-825	1	(GLASS SUN-RF)			
69-896C		SHIM,LOWER PANEL FRONT			
FB03-69-896A	4				
69-897A		CLIP			
G034-69-897	2				
69-897B		FASTENER,TRIM-SLIDE ROOF (STEEL SUN-RF)			
GA2B-69-897	7				
69-911		SHADE,SUN			
F114-69-890A	1	(GLASS SUN-RF)			
69-923		CLIP,DRAIN HOSE-SUN ROOF			
FDD1-69-929	2				
69-923A		CLIP,DRAIN HOSE-REAR			
FDD1-69-923	6				
69-926		JOINT,DRAIN HOSE-REAR (ILLUST. NO.1)			
F100-69-926A	2				
KA02-69-926	2	(ILLUST. NO.2)			
69-927		NUT,ADJUST-S/ROOF FRAME			
GA2B-69-927	4				
69-95YA		BRACKET,SUN ROOF-FRONT			

AUFA05

CAT. AUFA05-03

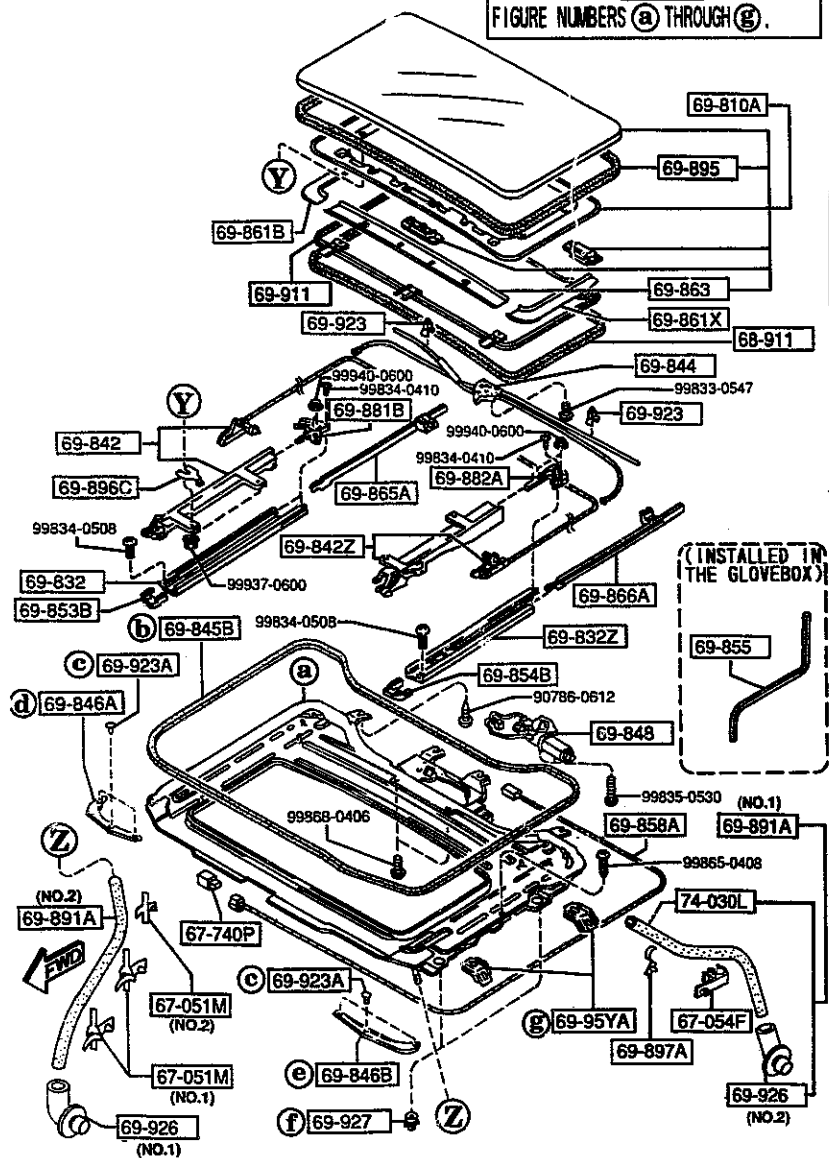
1995-03

6330 SUNROOF
(GLASS SUN-RF)

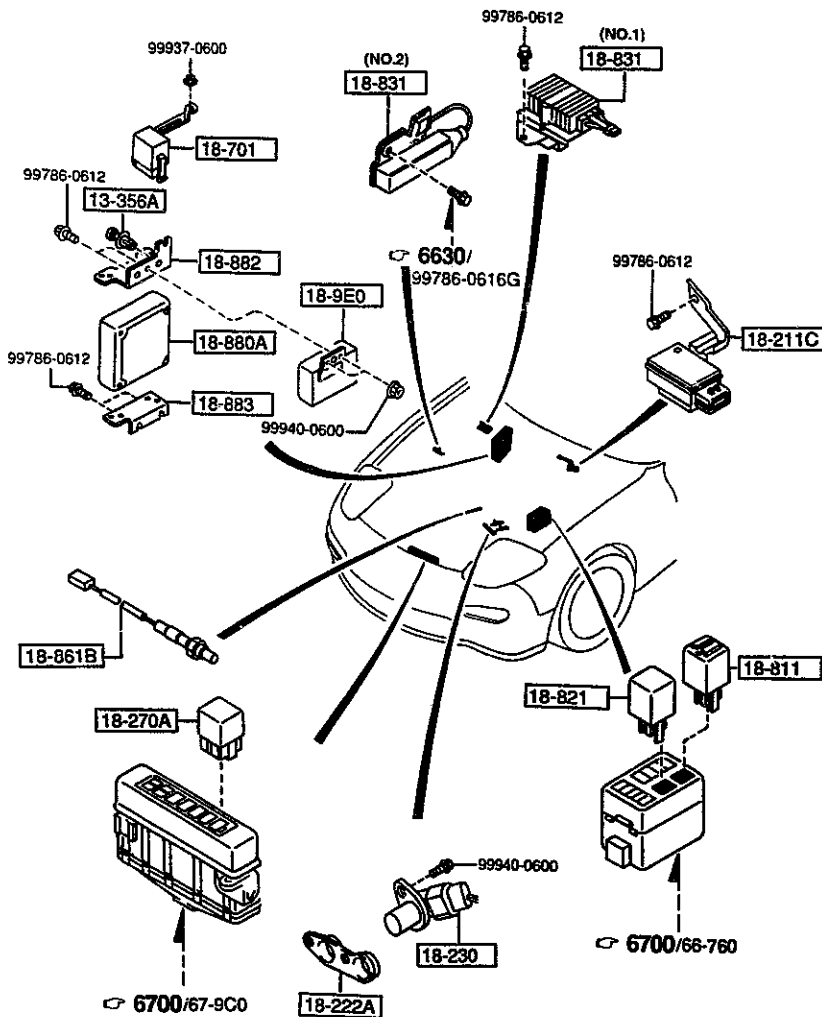
(2/2)

NOTE

(a)-(g) → [69-840A]
THE D-CODE OF [69-840A] CONSISTS OF
FIGURE NUMBERS (a) THROUGH (g).

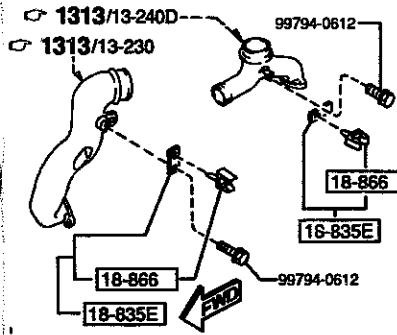
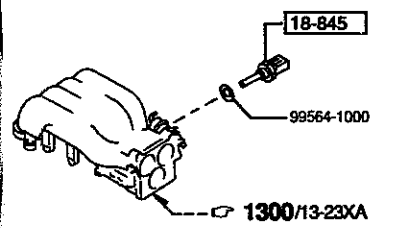
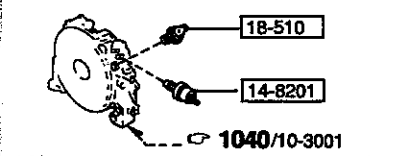
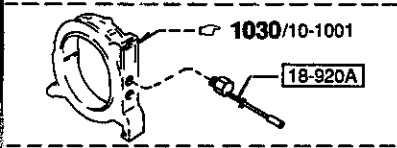
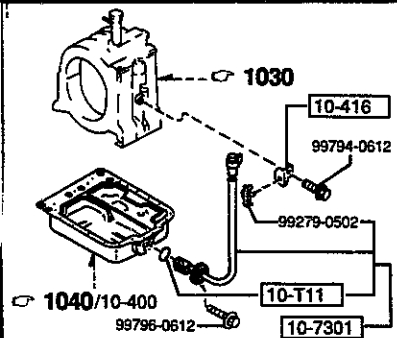


PART NO.	QTY	MODEL/RESTRICTION	MODEL/RESTRICTION	MODEL/RESTRICTION	FROM-TO
CONT'D FD01-69-842	4				
↑-----↑ 74-030L ↓-----↓		HOSE, DRAIN-REAR			
FD04-69-922	2				

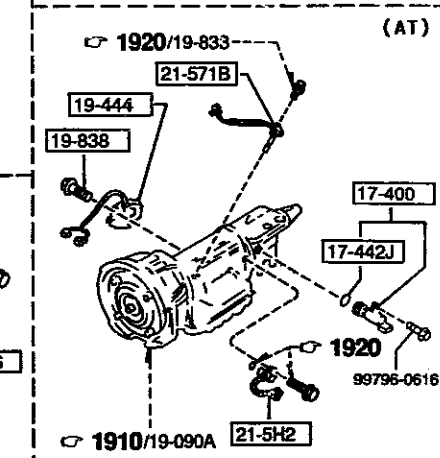
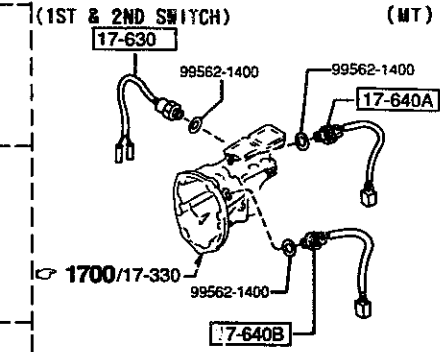
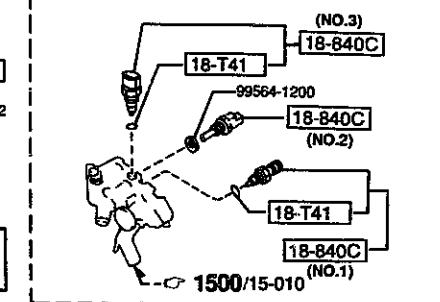


AUFA05

-291-



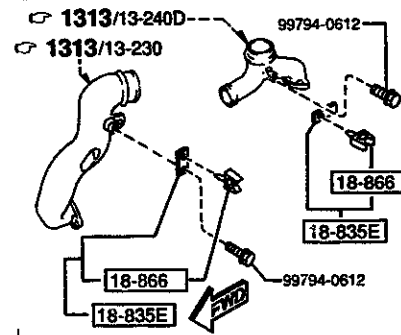
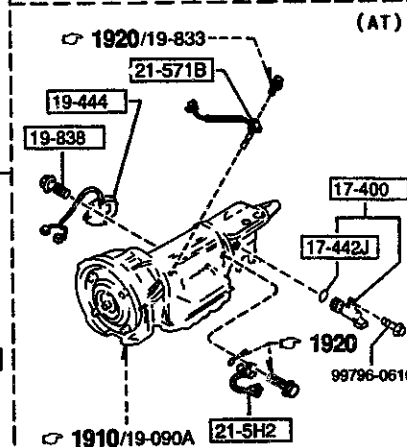
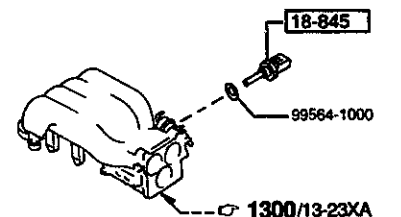
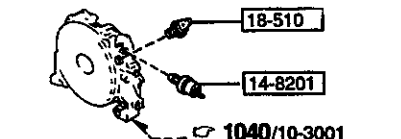
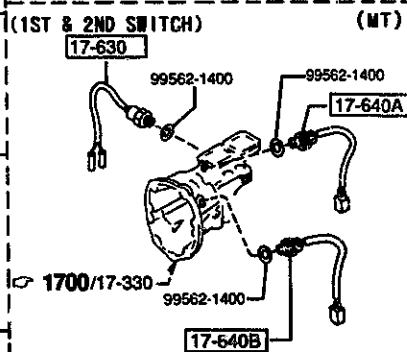
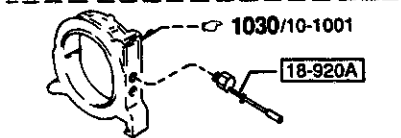
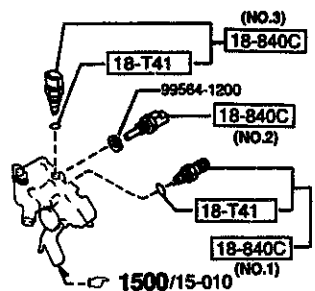
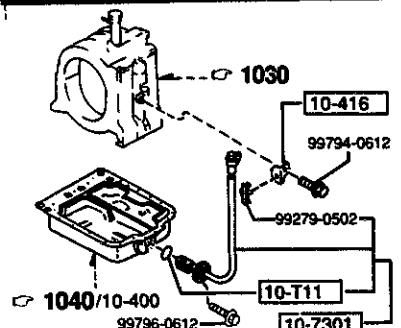
AUFA05



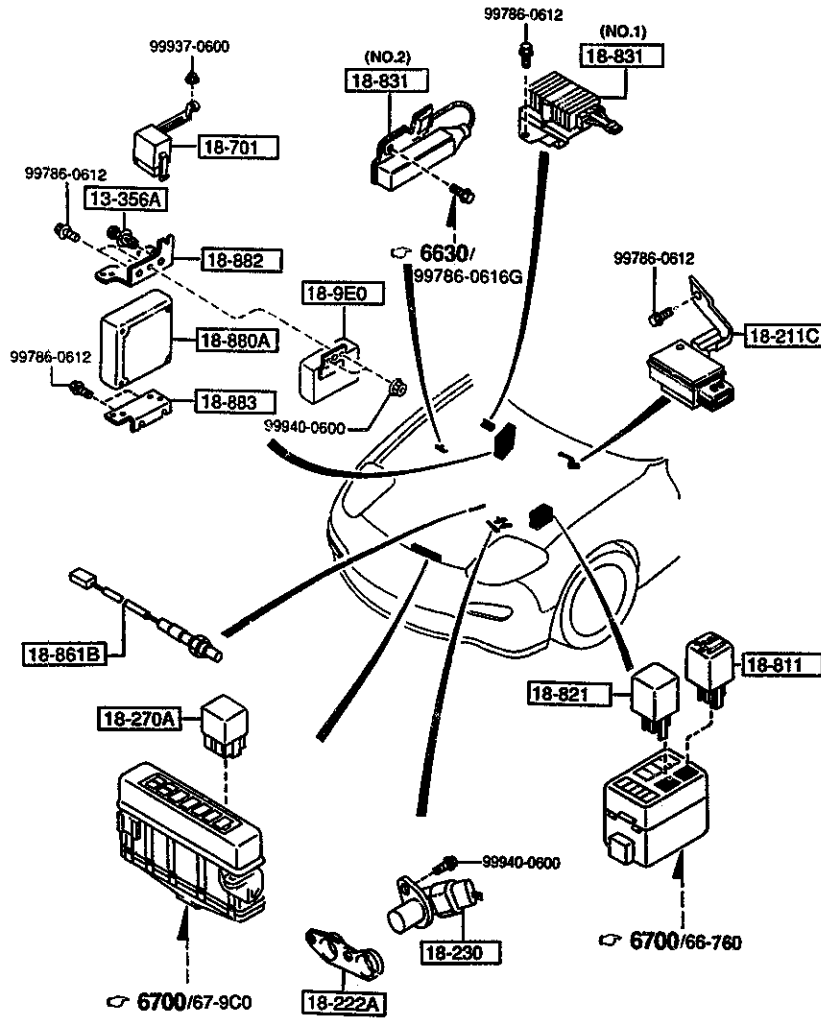
-292-

6600 SWITCHES & RELAYS (ENGINE)

(2/2)



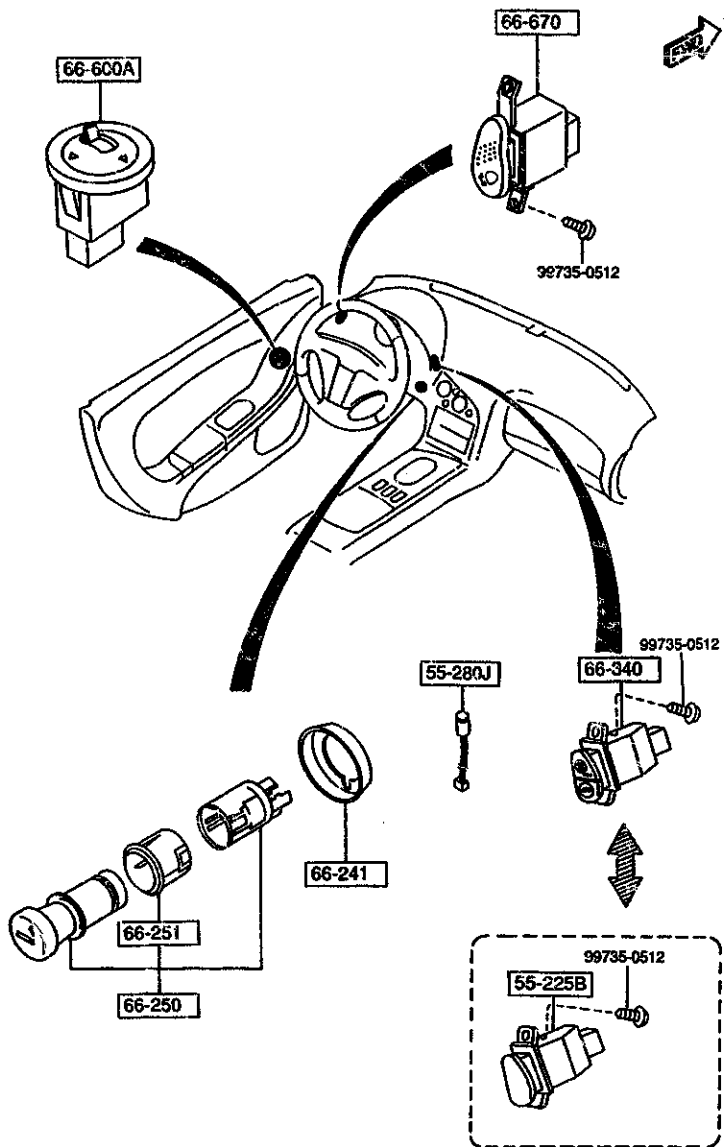
PART NO.	QTY	MODEL/RESTRICTION	MODEL/RESTRICTION	MODEL/RESTRICTION	FROM-TO
18-250		SENSOR, CRANKSHAFT POS.			
N3A1-18-221	2				
18-270A		RELAY, FUEL PUMP			
NF01-18-821	1				
18-510		UNIT, HEAT GAUGE PANASONIC			
JE15-18-51X	1				
18-510		UNIT, HEAT GAUGE PANASONIC			
KL01-18-51X	1				
18-701		CONTROL UNIT			
N3A1-18-701	1				
18-811		RELAY, MAIN DENSO			
JE16-18-811	1				
18-821		RELAY, FUEL PUMP			
NF02-18-821A	1				
18-831		RESISTOR			
N3A1-18-831	1	(ILLUST. NO.1)			
N3A2-18-831A	1	(ILLUST. NO.2) (AT)			
18-835E		BRACKET, BOOST SENSOR			
N3A1-18-835	2				
18-840C		SENSOR, TEMP.-ENG. COOLANT DENSO			
F202-18-840A	1	(ILLUST. NO.1)			
NF02-18-840	1	(ILLUST. NO.2)			
N370-18-840	1	(ILLUST. NO.3) (AT)			
18-845		SENSOR, IN. AIR TEMP			
N3A1-18-845	1				
18-861B		SENSOR, OXYGEN			
N3A1-18-861A	1				



PART NO.	QTY	MODEL/RESTRICTION	MODEL/RESTRICTION	MODEL/RESTRICTION	FROM-TO
18-866		CLIP			
E5A1-18-867	2				
18-880A		MODULE, POWERTRAIN CO NTROL			
N3A3-18-881B	1	(CALIF.) (MT)			
N3A4-18-881C	1	(CALIF.) (AT)			
N3C1-18-881A	1	(FED.) (MT)			
N3C2-18-881A	1	(FED.) (AT)			
18-882		BRACKET, CONTROL UNIT			
N3A2-18-882	1				
18-883		BRACKET, CONTROL UNIT			
N3A2-18-883	1				
18-9E0		MODULE, PWT. CONTROL			
N3A2-18-9E1B	1	(AT)			
18-920A		SENSOR, KNOCK			
N3A1-18-921	1				
19-444		SWITCH, INHIBITOR			
BV65-19-444A	1	(AT)			
19-838		BOLT-HEX, HD WASHER			
BV11-19-429	3	(AT)			
21-5H2		SENSOR, REVOLUTION			
BV65-21-5H2	1	(AT)			
21-571B		GENERATOR, SPEED PULS E			
BV65-21-5H1	1	(AT)			

6610

DASHBOARD SWITCHES



6610 -1 * DASHBOARD SWITCHES

PART NO.	QTY	MODEL/RESTRICTION	MODEL/RESTRICTION	MODEL/RESTRICTION	FROM-TO
55-225B		COVER, HOLE			
FD03-55-225	1	(HARD SUSP)			
00	INT-	FE5 FE6 FE7 BLACK			
55-280J		BULB			
B456-60-223	1				
66-241		PROTECTOR			
FD01-66-241	1				
66-250		LIGHTER, CIGAR			
P100-66-250	1				
66-251		RING, ILLUMINATION			
UB40-66-251	1				
66-340		SWITCH, MAIN			
FD01-66-340	1	(NOR. SUSP)			
66-600A		SWITCH, RMT. MIRROR			
FD01-66-600A	1				
66-670		SWITCH, RETRACTOR			
FD01-66-670	1				

AUFA05

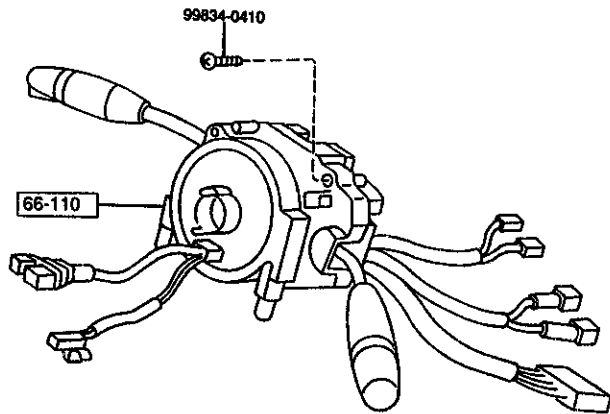
CAT. AUFA05-03

1995-03

3-J 6

6611 COMBINATION SWITCH

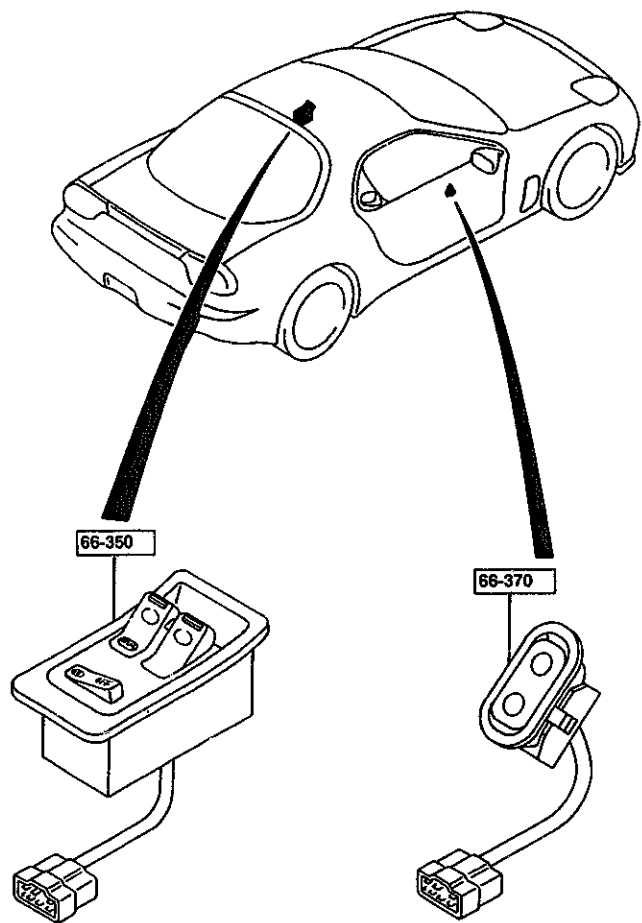
6611 -1 * COMBINATION SWITCH



The inner parts of the combination switch with air bag are not serviced separately.

PART NO.	QTY	MODEL/RESTRICTION	MODEL/RESTRICTION	MODEL/RESTRICTION	FROM-TO
66-110		SWITCH, COMBINATION			
FD01-66-120E	1	(W/O SUN-RF) (STEEL SUN-RF)			
FD04-66-120D	1	(GLASS SUN-RF)			

6615 POWER WINDOW SWITCHES



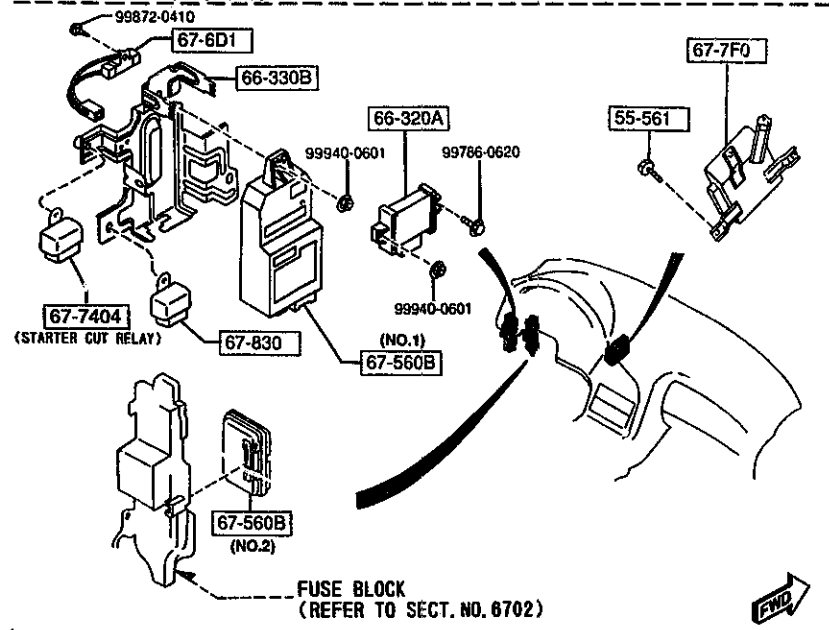
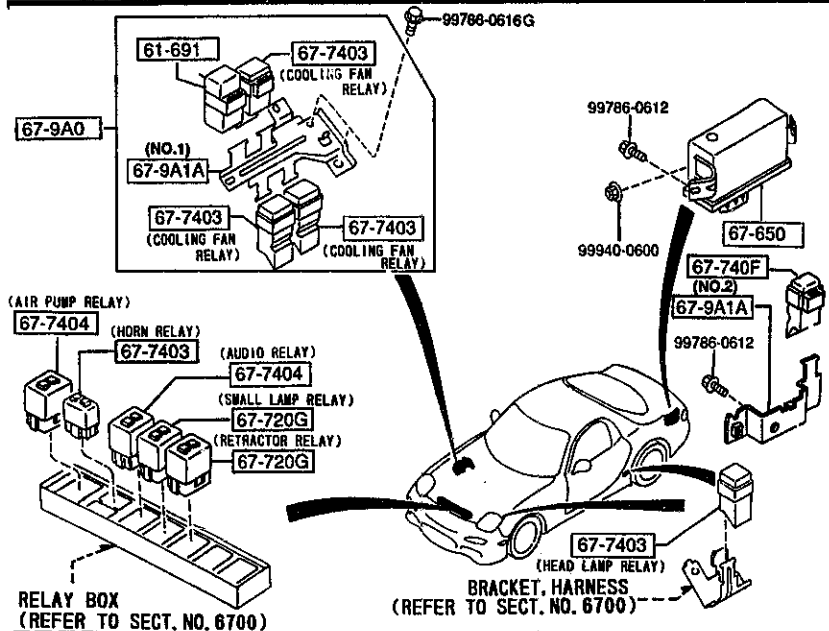
PART NO.	QTY	MODEL/RESTRICTION	MODEL/RESTRICTION	MODEL/RESTRICTION	FROM-TO
66-350 FD14-66-350C	1	SWITCH, POWER WINDOW			
66-370 FD01-66-370A	1	SWITCH, POWER WINDOW			

AUFA05

CAT. AUFA05-03

1995-03

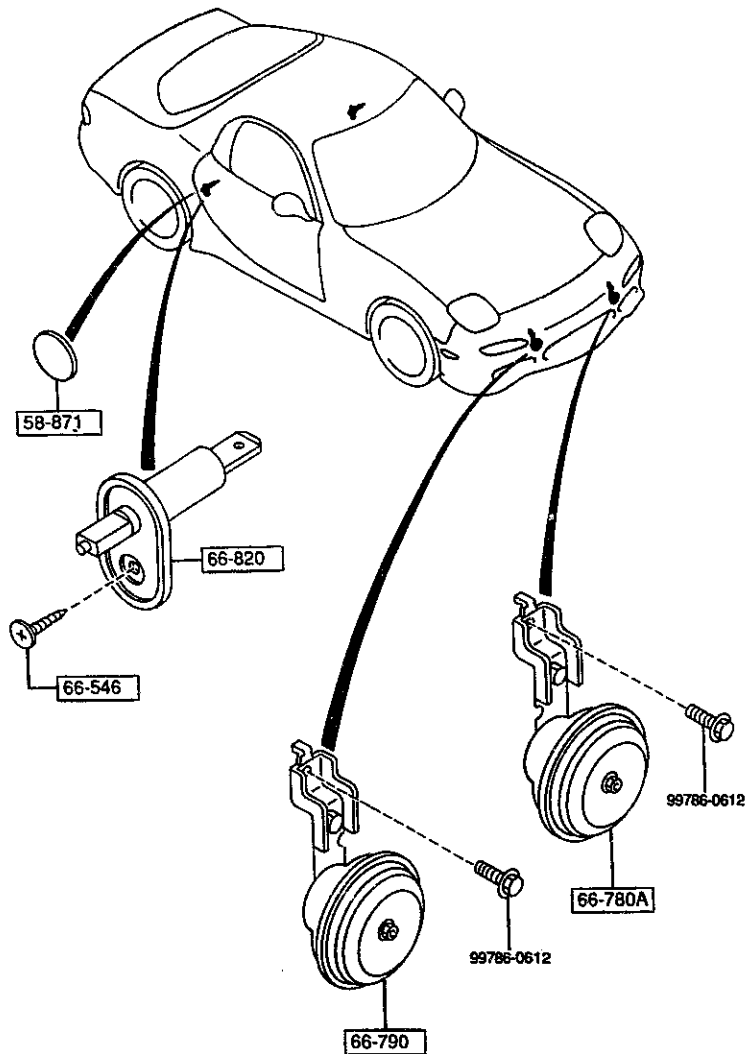
6630 RELAYS & UNIT (BODY)



PART NO.	QTY	MODEL/RESTRICTION	MODEL/RESTRICTION	MODEL/RESTRICTION	FROM-TO
CONT'D					
LA10-67-740	1	10A (HORN RELAY)			
67-7404		RELAY, TRANSFER			
HD22-67-740	1	(AIR PUMP RELAY) (W/O SUN-RF) (STEEL SUN-RF)			
HD22-67-740	2	(AIR PUMP RELAY) (AUDIO RELAY) (GLASS SUN-RF)			
H302-67-740	1	20A (STARTER CUT RELAY)			
67-830		UNIT, DOOR LOCK & TIMER			
FC33-67-830	1				
67-9A0		BRACKET & RELAY			
FD01-67-9B0A	1				
67-9A1A		BRACKET, RELAY			
FD01-67-9B1A	1	(ILLUST. NO.1)			
F100-67-9C1A	1	(ILLUST. NO.2)			

6635 DOOR SWITCH & HORNS

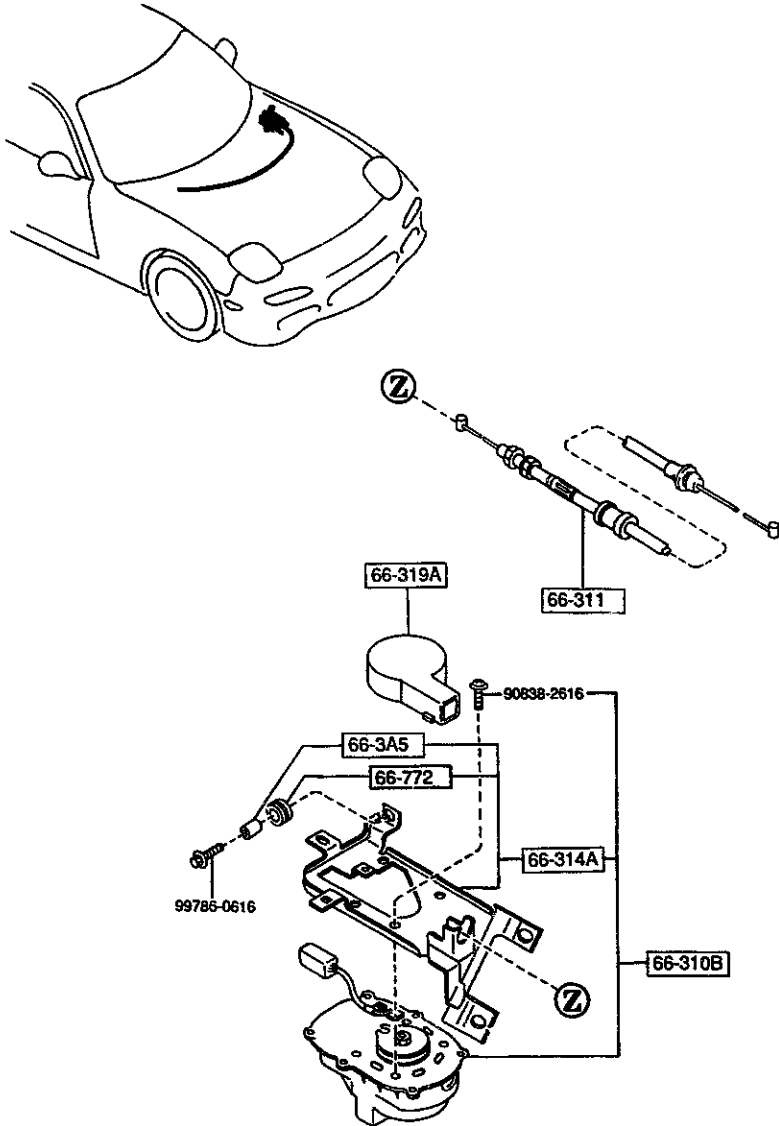
6635 -1 * DOOR SWITCH & HORNS



PART NO.	QTY	MODEL/RESTRICTION	MODEL/RESTRICTION	MODEL/RESTRICTION	FROM TO
58-871 EA01-66-547A	2	PROTECTOR, DOOR SWITCH			
66-546 LA01-66-546	2	SCREW, DOOR SWITCH			
66-780A F100-66-780A	1	HORN, HIGH TONE			
66-790 FD01-66-790A	1	HORN, LOW TONE			
66-820 B455-66-540	2	SWITCH, DOOR			


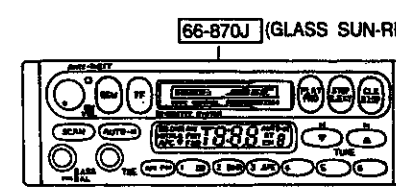
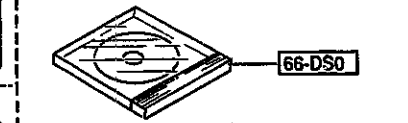
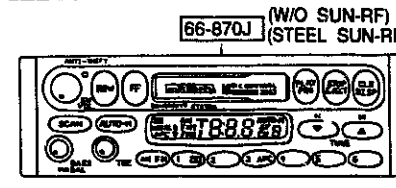
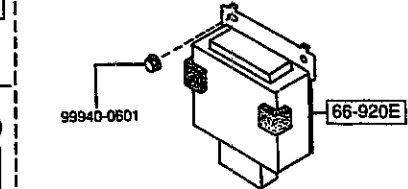
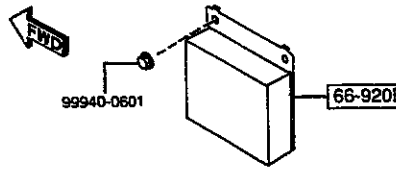
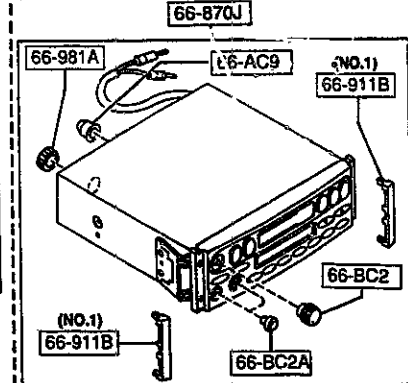
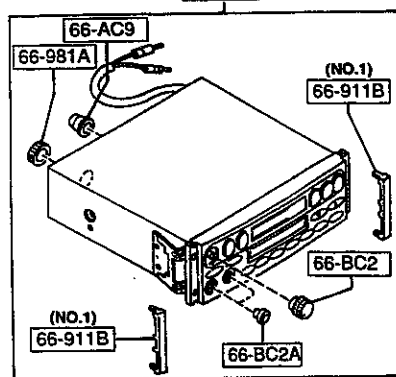
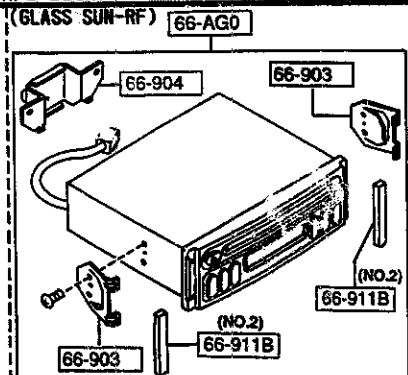
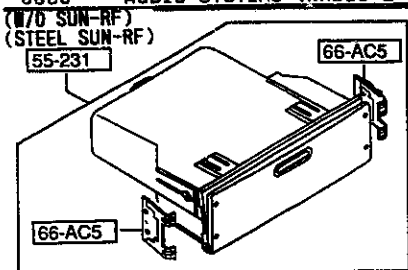
6640 -1 * AUTO CRUISE CONTROL SYSTEM

6640 AUTO CRUISE CONTROL SYSTEM



PART NO.	QTY	MODEL/RESTRICTION	MODEL/RESTRICTION	MODEL/RESTRICTION	FROM-TO
66-3A5		SPACER, ACTUATOR			
UE54-66-3A5	3	(NOR. SUSP)			
66-310B		ACTUATOR, A.C.C.			
FD01-66-310C	1	(NOR. SUSP)			
66-311		WIRE, A.C.C.			
FD01-66-311B	1	(NOR. SUSP)			
66-314A		BRACKET, A.C.C.			
FD02-66-3AXC	1	(NOR. SUSP)			
66-319A		COVER, ACTUATOR			
GN55-66-319D	1	(NOR. SUSP)			
66-772		GROMMET			
UE54-66-3A4	3	(NOR. SUSP)			

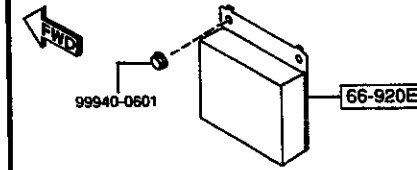
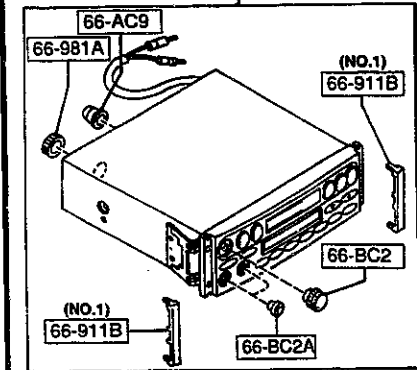
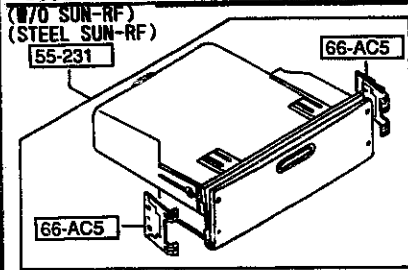
6680 AUDIO SYSTEMS (RADIO & TAPE DECK)



PART NO.	QTY	MODEL/RESTRICTION	MODEL/RESTRICTION	MODEL/RESTRICTION	FROM-TO
55-231		ORNAMENT, STEREO			
FD01-66-9M0D	1	(W/O SUN-RF) (STEEL SUN-RF)			
66-AC5		SPRING, AUDIO			
E016-66-AC5	2	(W/O SUN-RF) (STEEL SUN-RF)			
66-AC9		RUBBER, REAR-ET/ED CD MBI.			
FD01-66-AC9	1				
66-AG0		PLAYER, COMPACT DISC			
FD04-66-9G0B	1	(GLASS SUN-RF)			
66-BC2		KNOB, VOLUME-TUNER & DECK			
FD01-66-BC1	1				
66-BC2A		KNOB, BASS/TREBLE			
FD01-66-BC2	2				
66-DS0		CD SOFT			
F105-66-DS0	1				
66-870J		AUDIO SET			
FD01-66-9C0B	1	(W/O SUN-RF) (STEEL SUN-RF)			
FD04-66-9C0B	1	(GLASS SUN-RF)			
66-903		BRACKET, TUNER			
*FD04-66-AW1	2	(GLASS SUN-RF)			
66-904		BRACKET, REAR			
FD04-66-AW6	1	(GLASS SUN-RF)			
66-911B		COVER, HOLE			
FD01-66-BC4	2	(ILLUST. NO.1)			
FD04-66-BC4	2	(ILLUST. NO.2) (GLASS SUN-RF)			
66-920E		AMP, POWER-FRONT			
FD01-66-920A	1	(W/O SUN-RF) (STEEL SUN-RF)			

6680 -2 * AUDIO SYSTEMS (RADIO & TAPE DECK)

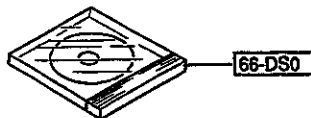
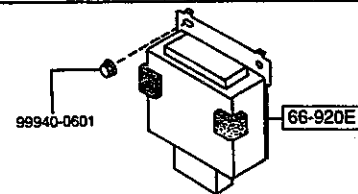
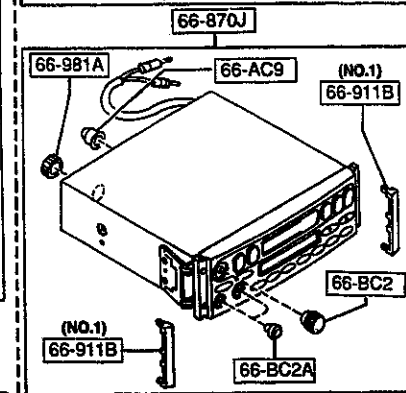
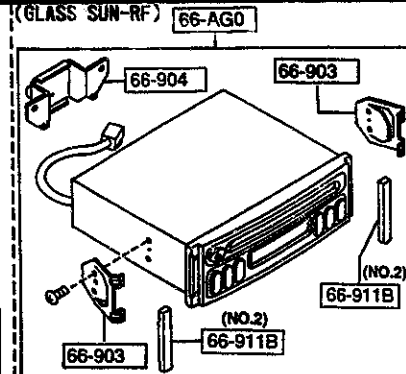
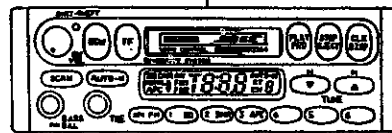
6680 AUDIO SYSTEMS (RADIO & TAPE DECK)




66-870J (W/O SUN-RF)
(STEEL SUN-RF)



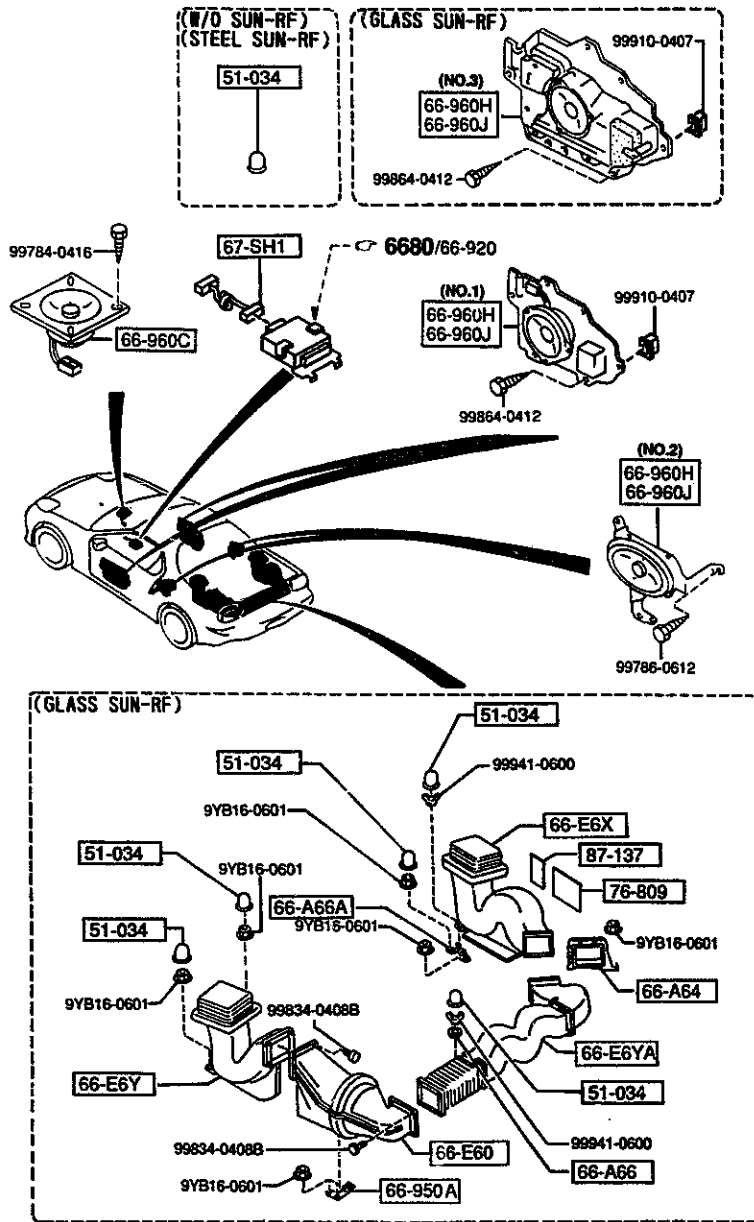
66-870J (GLASS SUN-RF)



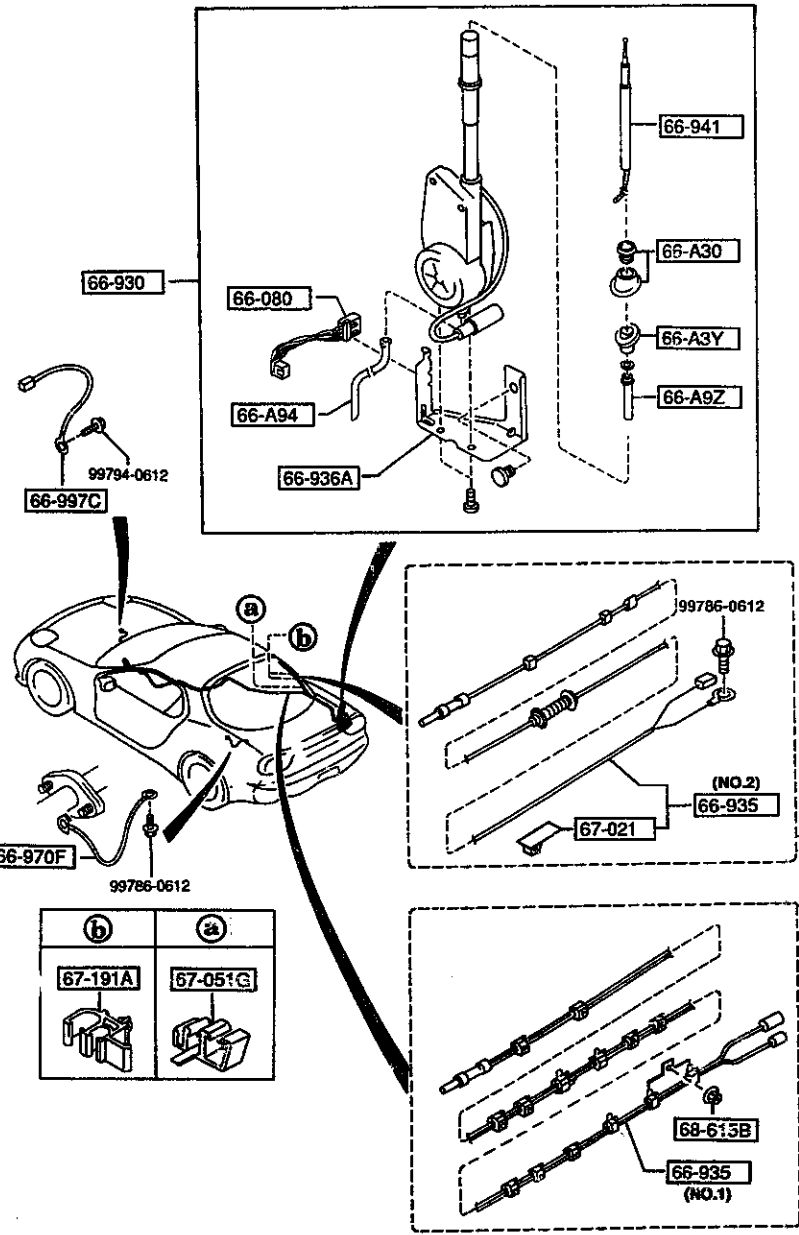
66-AG0



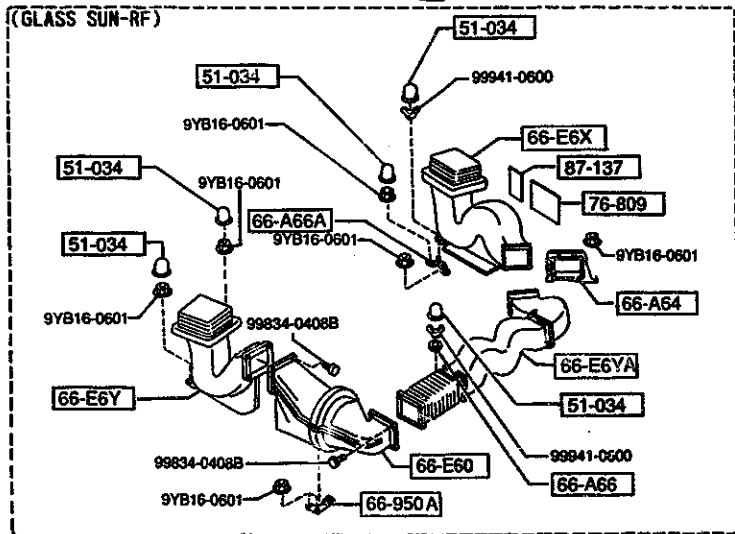
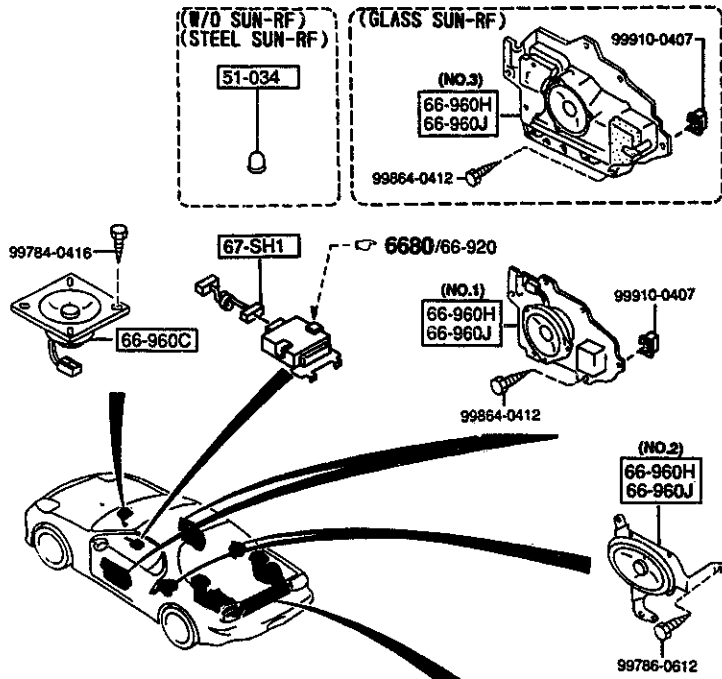
PART NO.	QTY	MODEL/RESTRICTION	MODEL/RESTRICTION	MODEL/RESTRICTION	FROM-TO
CONT'D FD04-66-920A	1	(GLASS SUN-RF)			
66-981A		CONNECTOR, SHORT			
FD01-66-BC9	1				



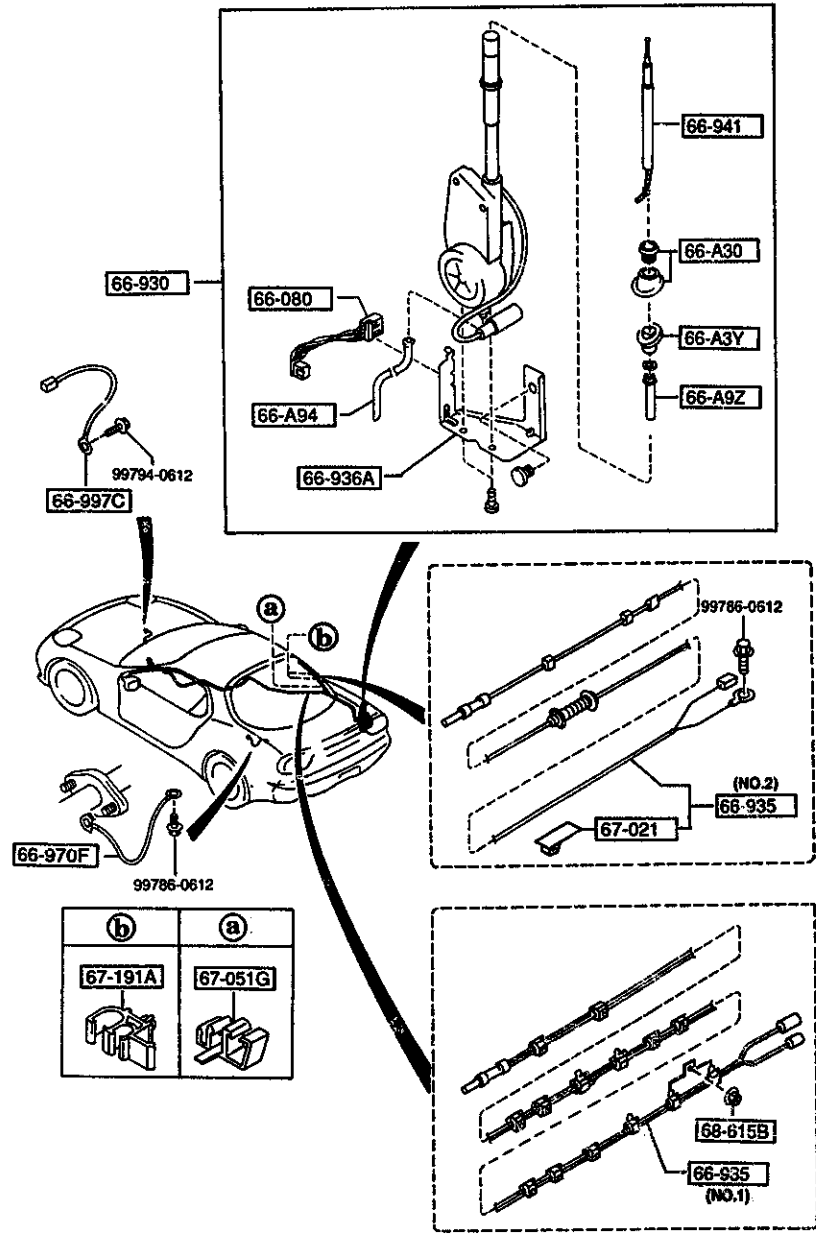
AUFA05



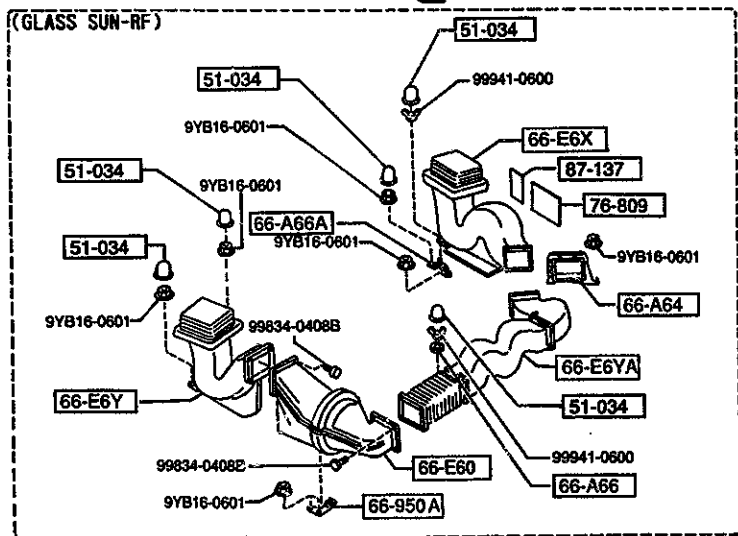
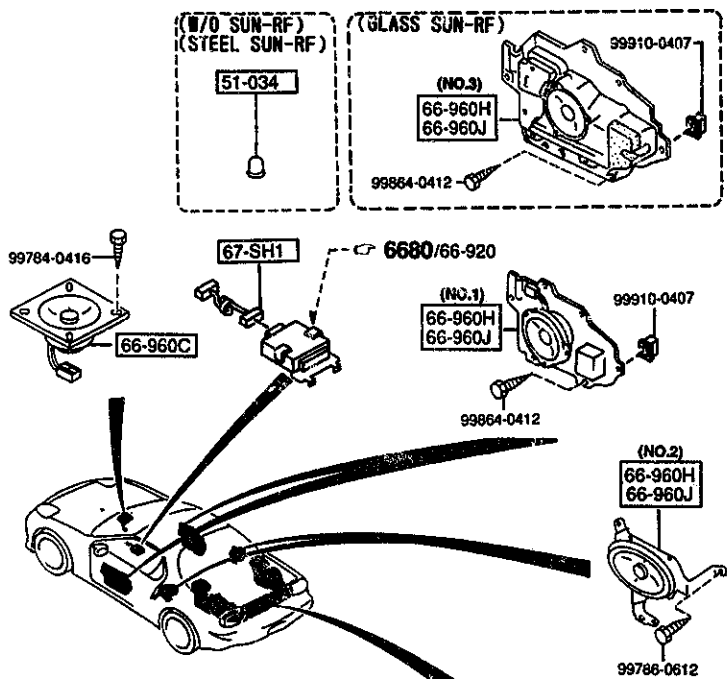
AUFA05



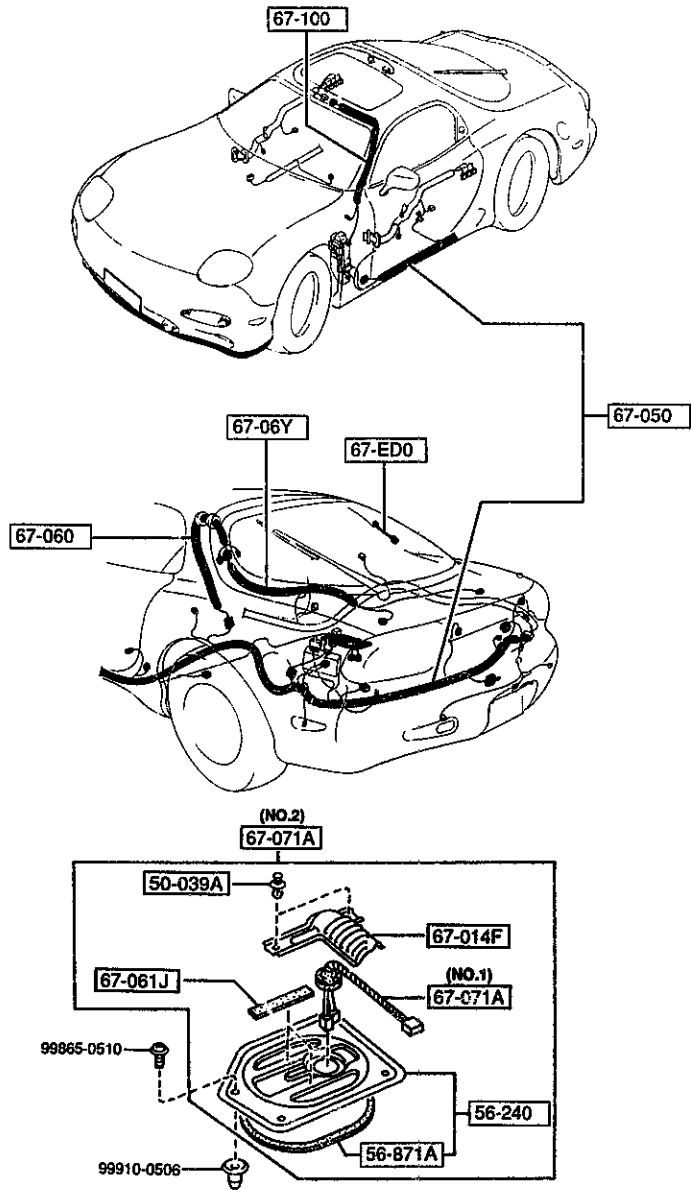
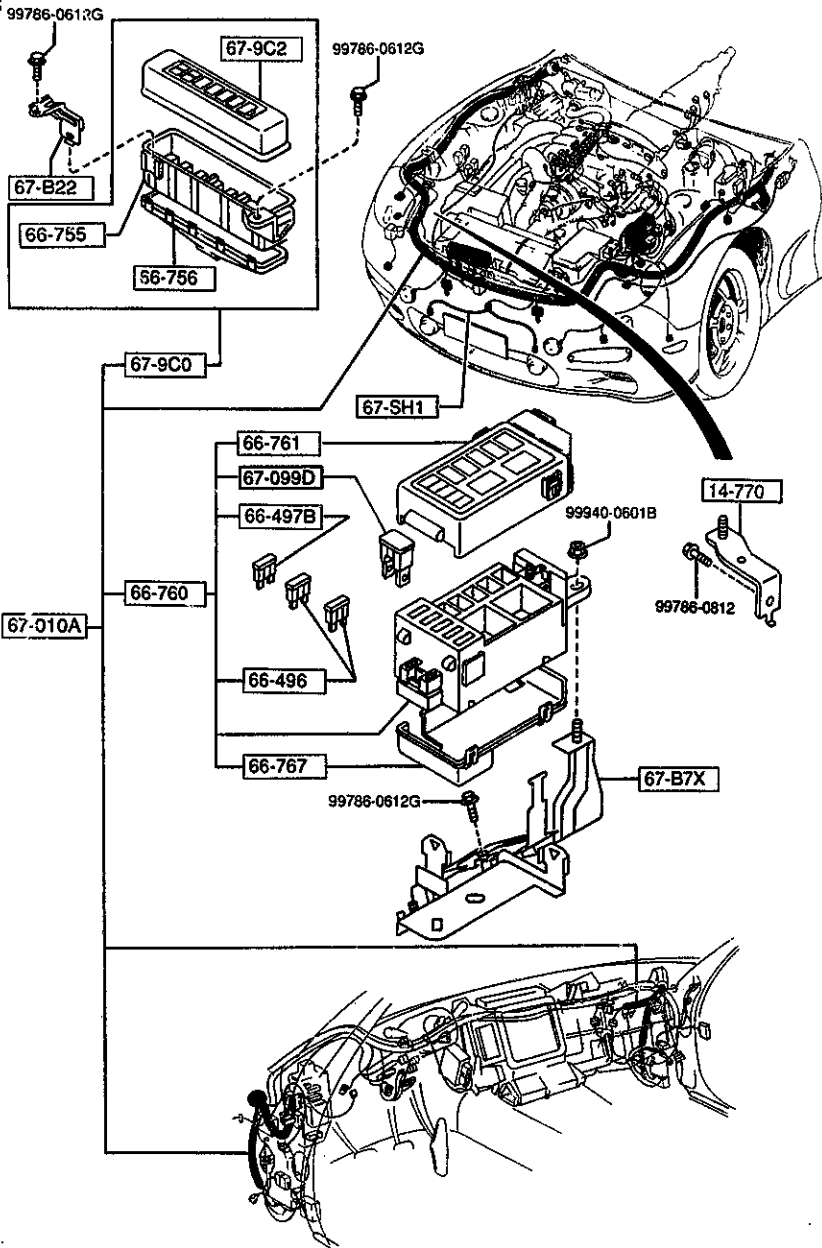
PART NO.	QTY	MODEL/RESTRICTION	MODEL/RESTRICTION	MODEL/RESTRICTION	FROM-TO
51-034		CAP			
H380-51-013	5	(GLASS SUN-RF)			
H380-51-013	8	(W/D SUN-RF) (STEEL SUN-RF)			
66-A3Y		PLATE, EARTH-MOTOR AN TENNA			
FD01-66-A3Z	1				
66-A30		NUT, MOUNTING-ANTENNA			
FD01-66-A9Y	1				
66-A64		BRKT, JOINT-SPEAKER D UCT			
FD10-66-A64A	1	(GLASS SUN-RF)			
66-A66		WASHER, SPEAKER			
FD09-66-A66	1	(GLASS SUN-RF)			
66-A66A		BRACKET, DUCT SPEAKER			
FD10-66-A66	1	(GLASS SUN-RF)			
66-A9Z		INSULATOR, ROD-ANTENN A			
FD01-66-A9Z	1				
66-A94		PIPE, DRAIN-ANTENNA			
FD01-66-A90	1				
66-E6X		DUCT 'A', REAR SPEAKER			
FD10-66-E6XC	1	(GLASS SUN-RF)			
66-E6Y		DUCT 'B', RR SPEAKER			
FD10-66-E6ZC	1	(GLASS SUN-RF)			
66-E6YA		DUCT 'C', RR SPEAKER			
FD10-66-E6YC	1	(GLASS SUN-RF)			
66-E60		SPEAKER, REAR			
FD10-66-960B	1	(GLASS SUN-RF)			
66-080		CORD			
FD01-66-D10	1				



PART NO.	QTY	MODEL/RESTRICTION	MODEL/RESTRICTION	MODEL/RESTRICTION	FROM-TO
66-930		ANTENNA, RADIO			
FD01-66-930B	1				
66-935		FEEDER-ANTENNA			
FD01-66-940B	1	(ILLUST. NO.1)			
FD02-66-940C	1	(ILLUST. NO.2)			
66-936A		BRKT, MOTOR-ANTENNA			
FD01-66-A9X	1				
66-941		POLE, ANTENNA			
FD01-66-A3X	1				
66-950A		BRACKET(L), SPEAKER			
FD10-66-A65A	1	(GLASS SUN-RF)			
66-960C		SPEAKER, FRONT			
FD01-66-960A	1	(W/O SUN-RF) (STEEL SUN-RF)			
FD04-66-960A	1	(GLASS SUN-RF)			
66-960H		SPEAKER(R), LOUD-DOOR			
FD15-66-96X	1	(ILLUST. NO.1) (W/O SUN-RF) (STEEL SUN-RF)			
FD17-66-96X	1	(ILLUST. NO.2) (W/O SUN-RF) (STEEL SUN-RF)			
FD09-66-960C	1	(ILLUST. NO.3) (GLASS SUN-RF)			
66-960J		SPEAKER(L), LOUD-DOOR			
FD15-66-96Y	1	(ILLUST. NO.1) (W/O SUN-RF) (STEEL SUN-RF)			
FD17-66-96Y	1	(ILLUST. NO.2) (W/O SUN-RF) (STEEL SUN-RF)			
FD08-66-960C	1	(ILLUST. NO.3) (GLASS SUN-RF)			
66-970F		CORD, EARTH			
FD01-66-997A	1				

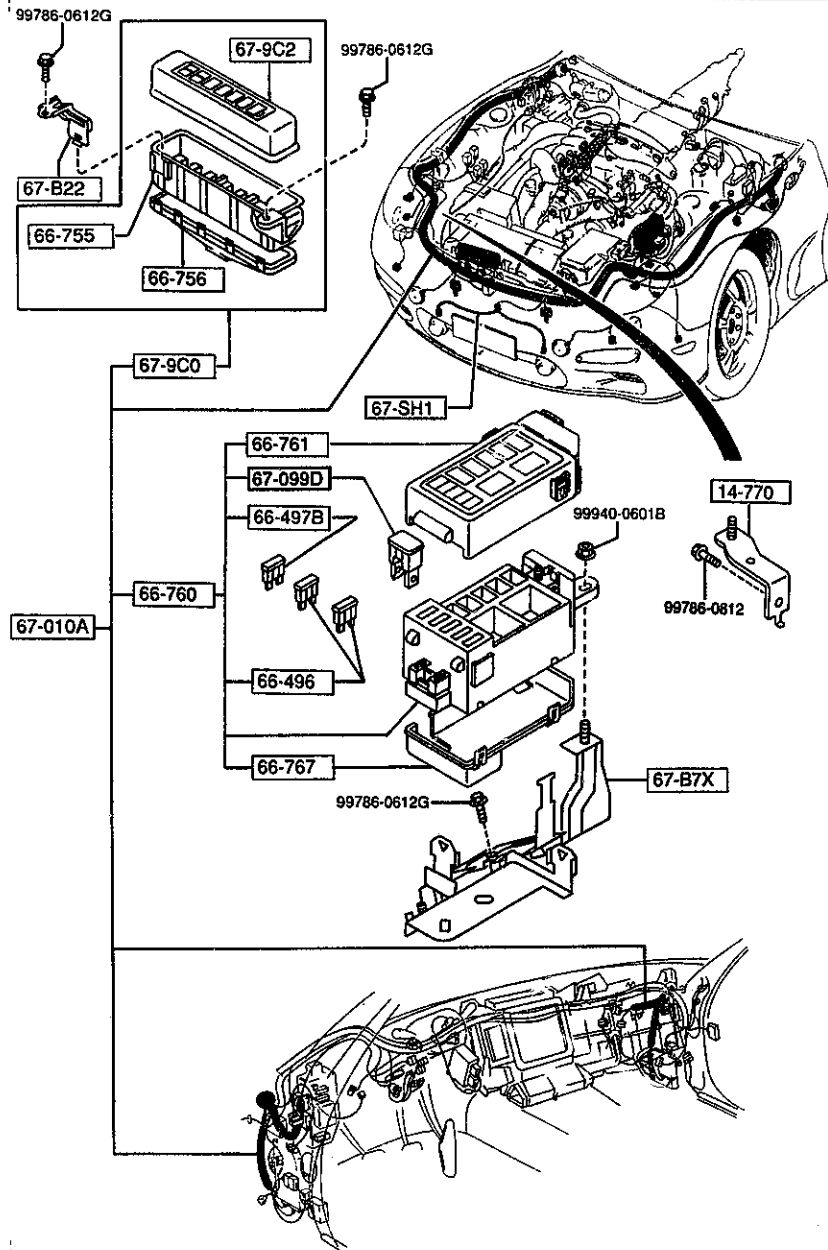


PART NO.	QTY	MODEL/RESTRICTION	MODEL/RESTRICTION	MODEL/RESTRICTION	FROM-TO
66-997C		CORD, EARTH-RADIO			
FD02-66-997A	1				
67-SH1		CORD, SHORT			
FD15-67-SH0	1				
67-021		CLIP			
B455-67-C21	1				
67-051G		CLIP			
B093-67-051	1				
67-191A		CLIP			
B467-67-CE1	2				
68-615B		NUT, FLANGE-CAP			
B100-68-615	1				
76-809		FELT			
FD08-66-E65A	1	(GLASS SUN-RF)			
87-137		FELT			
FD11-66-E65	2	(GLASS SUN-RF)			



6700 WIRING HARNESSES(FRONT & REAR)

(1/2)

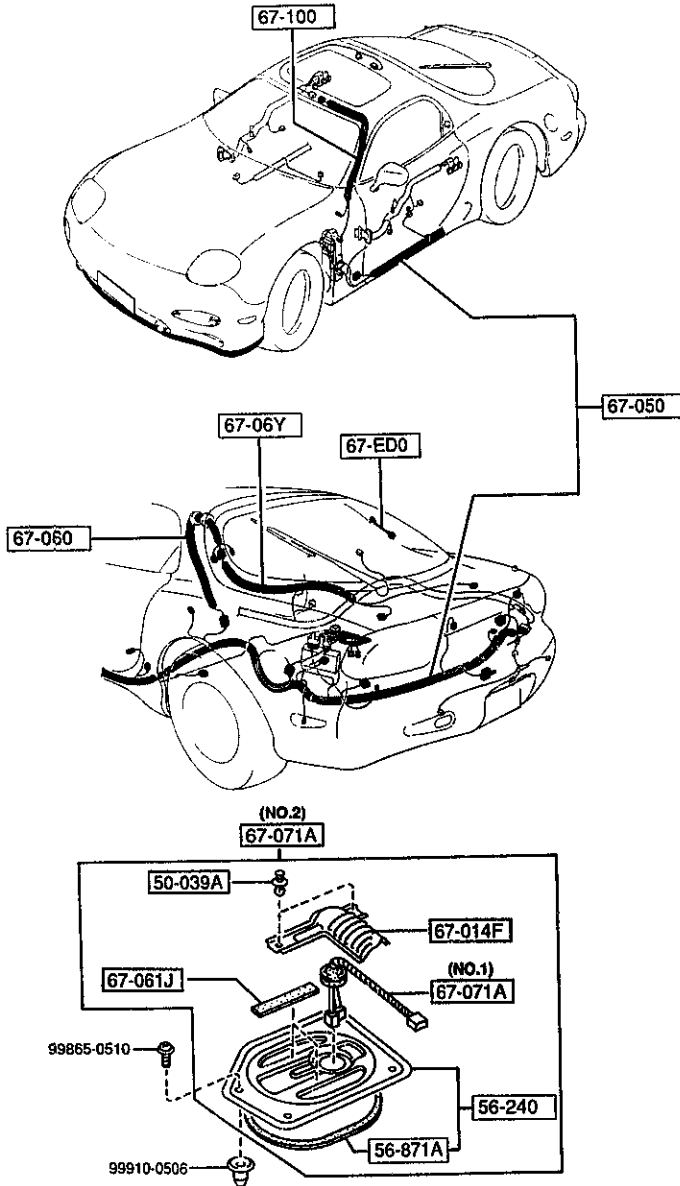


PART NO.	QTY	MODEL/RESTRICTION	MODEL/RESTRICTION	MODEL/RESTRICTION	FROM-TO
14-770 NSA2-14-770B	1	BRACKET,OIL COOLER ((MT) > (NOR.SUSP))			
50-039A F100-67-CH1	2	CLIP,PROTECTOR			
56-240 FD01-56-06XA	1	COVER			
56-871A FD01-56-062	1	RUBBER,SEAL			
66-496 99705-1115	2	FUSE(15A)			
66-497B 99705-1130	1	FUSE(30A)			
66-755 FD01-66-755C	1	CASE,RELAY BOX			
66-756 FD01-66-756	1	COVER,UNDER-RELAY BOX			
66-760 FD01-66-760B	1	BLOCK,MAIN FUSE			
66-761 FD01-66-761B	1	COVER,MAIN FUSE BLOCK			
66-767 FD01-66-767	1	COVER,UNDER-MAIN FUSE BLOCK			
67-822 FD01-67-812	1	BRACKET,HARNESS			
67-B7X FD05-67-B7XE	1	BRACKET,HARNESS			
67-EDO FD01-67-ED0A	1	WIRE,EARTH-REAR DEFROGGER			

AUFA05

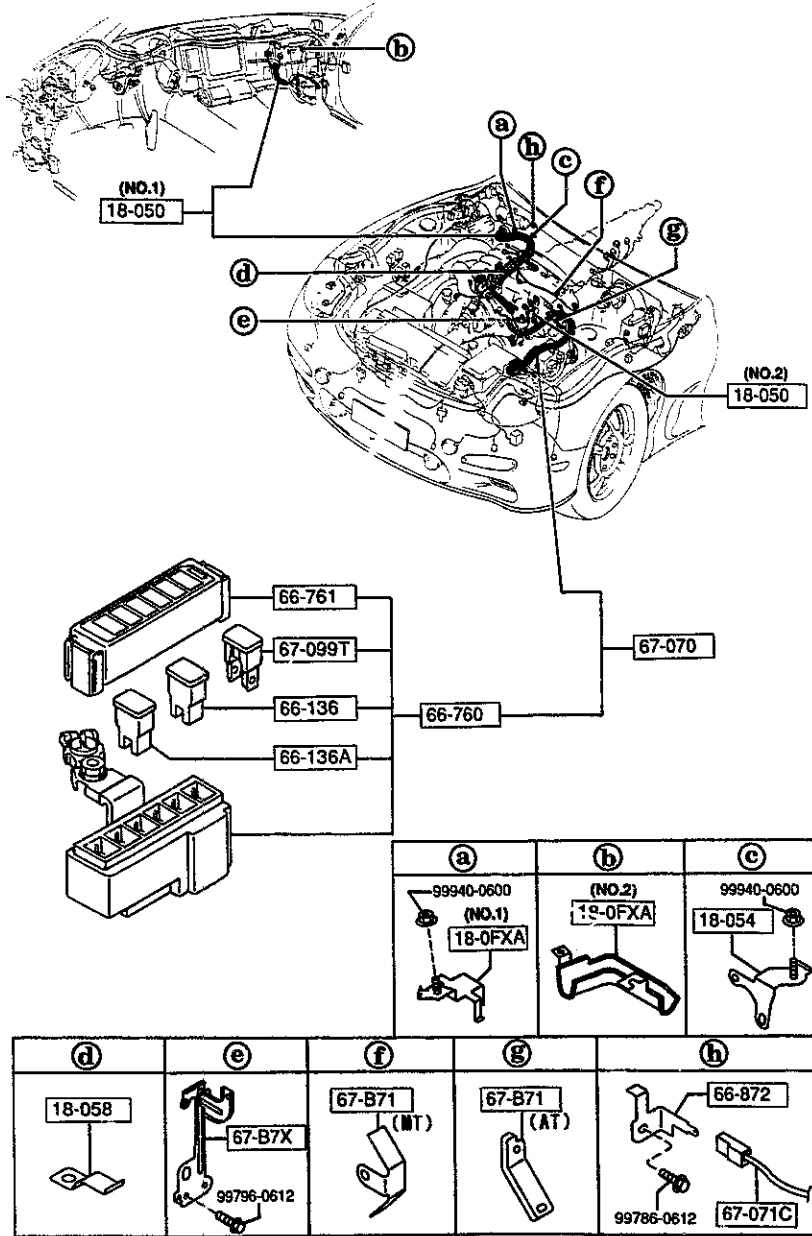
CAT. AUFA05-03

1995-03



PART NO.	QTY	MODEL/RESTRICTION	MODEL/RESTRICTION	MODEL/RESTRICTION	FROM-TO
67-SH1		CORD, SHORT			
F100-67-SH0D	1	(GLASS SUN-RF)			
67-010A		HARNESS, FRONT			
FD15-67-010C A (FD15-67-010F)	1				-3A01
FD17-67-010C A (FD17-67-010F)	1				-3A01
FD15-67-010F	1	(MT)			3A01-
FD17-67-010F	1	(AT)			3A01-
67-014F		PROTECTOR, HARNESS			
F100-67-PS1	1				
67-050		HARNESS, REAR			
FD15-67-050B	1	(W/O SUN-RF) (STEEL SUN-RF)			
FD18-67-050B	1	(GLASS SUN-RF)			
67-06Y		HARNESS NO. 3, REAR			
FD01-67-06YE	1	(W/O SUN-RF) (STEEL SUN-RF)			
FD04-67-06YF	1	(GLASS SUN-RF)			
67-060		HARNESS NO. 2, REAR			
FD01-67-060E	1	(W/O SUN-RF) (STEEL SUN-RF)			
FD04-67-060D	1	(GLASS SUN-RF)			
67-061J		PAD, PROTECTOR-HARNES			
F100-67-PP1	2				
67-071A		CORD			
F100-67-071F	1	(ILLUST. NO.1)			
F100-67-270A	1	(ILLUST. NO.2)			
67-099D		FUSE(60A)			
FB01-67-099	4	60A			
67-100		HARNESS, INT. LAMP			
FD01-67-100D	1	(W/O SUN-RF)			
3A01 FD333*-300888					

6701 WIRING HARNESSSES(ENGINE & T/MISSION)



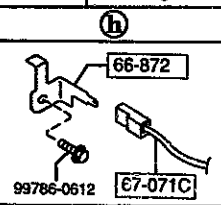
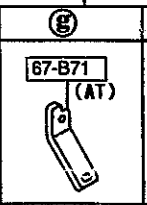
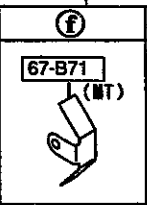
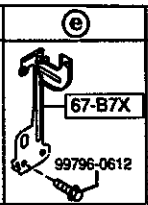
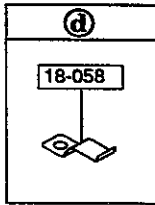
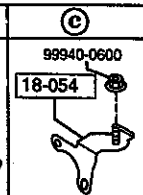
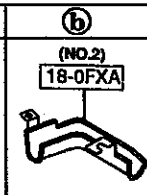
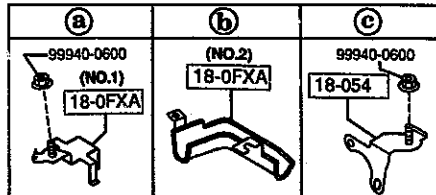
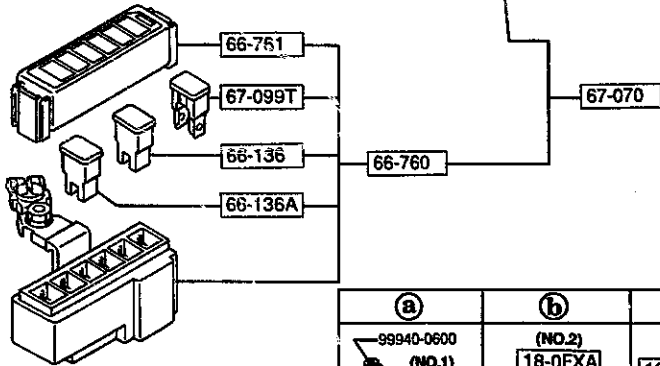
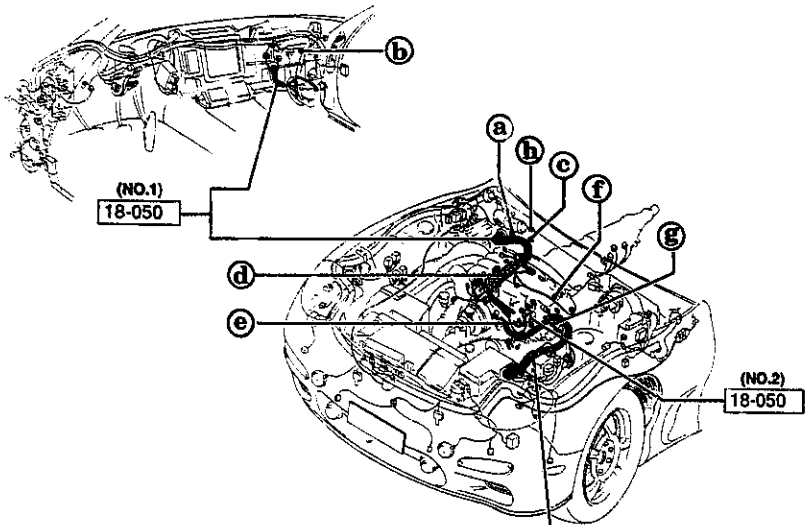
PART NO.	QTY	MODEL/RESTRICTION	MODEL/RESTRICTION	MODEL/RESTRICTION	FROM-TO
18-0FXA		BRACKET,ENGINE HARNESS			
N3A1-18-0FXA	1	(ILLUST. NO.1)			
N3A2-18-0FXA	1	(ILLUST. NO.2)			
18-050		WIRING,ENGINE			
N3A3-18-05Z	1	(ILLUST. NO.2)			
N3A1-18-05ZE A (N3A1-18-05ZF)	1				-4408
N3A2-18-05ZE A (N3A2-18-05ZH)	1				-4408
*N3A1-18-05ZF	1	(ILLUST. NO.1) (MT)			4408-
*N3A2-18-05ZH	1	(ILLUST. NO.1) (AT)			4408-
18-054		BRACKET,HOLE-ENG. WIRING			
N3A1-18-0FY	1				
18-058		BRACKET,ENGINE HARNESS			
N3A2-18-054	1				
66-136		FUSE(30A)			
H115-67-099	3				
66-136A		FUSE(40A)			
H116-67-099	1				
66-760		BLOCK,MAIN FUSE			
FD02-66-760C	1				
66-761		COVER,MAIN FUSE BLOCK			
FD02-66-762A	1				
66-872		TAB,EARTH			
FD01-67-TE1C	1				
67-B7X		BRACKET,HARNESS			
FD03-67-B7XD	1				
67-B71		BRACKET,HARNESS			
FD01-67-B71B	1	(MT)			
4408 FD333K-303372					

AUFA05

CAT. AUFA05-03

1995-03

6701 WIRING HARNESSSES(ENGINE & T/MISSION)



PART NO.	QTY	MODEL/RESTRICTION	MODEL/RESTRICTION	MODEL/RESTRICTION	FROM-TO
CONT'D					
FD02-67-B71A	1	(AT)			
67-070		HARNESS, ENGINE			
FD01-67-070K	1	(MT)			
FD02-67-070B	1	(AT)			
67-071C		WIRE, EARTH			
FD01-67-E70A	1				
67-099T		FUSE(120A)			
J001-67-099	1				

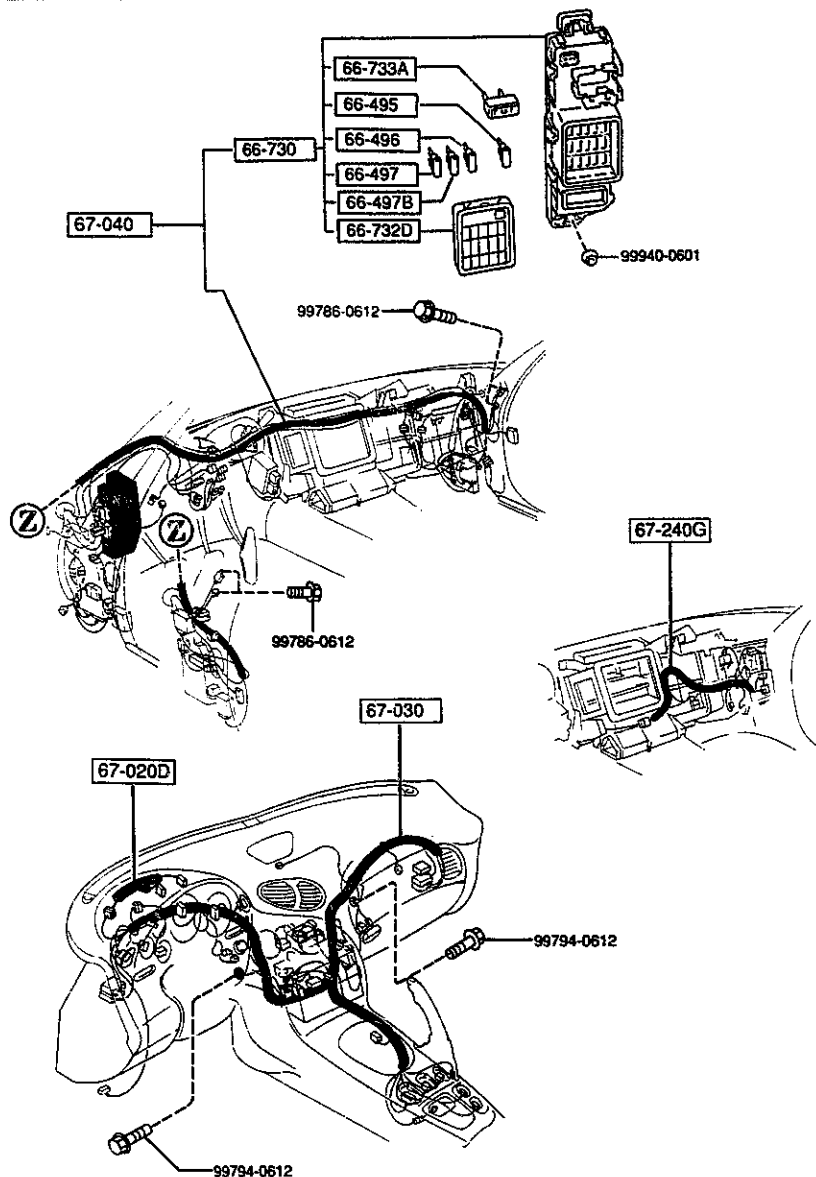
AUFA05

CAT. AUFA05-03

1995-03

6702 -1 WIRING HARNESSES(DASHBOARD)

6702 WIRING HARNESSES(DASHBOARD)



PART NO.	QTY	MODEL/RESTRICTION	MODEL/RESTRICTIOG	MODEL/RESTRICTION	FROM-TO
66-495		FUSE(10A)			
99705-1110	5				
66-496		FUSE(15A)			
99705-1115	7				
66-497		FUSE(20A)			
99705-1120	4				
66-497B		FUSE(30A)			
99705-1130	1				
66-730		BLOCK,FUSE			
FD01-66-730A	1				
66-732D		COVER,FUSE BLOCK			
FD01-66-731A	1				
66-733A		BREAKER			
H001-66-733	1				
67-020D		HARNESS,INST.			
FD01-67-03ZA	1				
67-030		HARNESS,INSTRUMENT			
FD15-67-030C	1	((MT))>(W/O SUN-RF) ((MT))>(STEEL SUN-RF)			
FD17-67-030C	1	((AT))>(W/O SUN-RF)			
FD18-67-030C	1	((MT))>(GLASS SUN-RF)			
FD19-67-030C	1	((AT))>(GLASS SUN-RF)			
67-040		HARNESS,DASHBOARD			
FD15-67-040B	1	((MT))>(W/O SUN-RF) ((MT))>(STEEL SUN-RF)			
FD17-67-040B	1	((AT))>(W/O SUN-RF)			
FD18-67-040B	1	((MT))>(GLASS SUN-RF)			
FD19-67-040B	1	((AT))>(GLASS SUN-RF)			

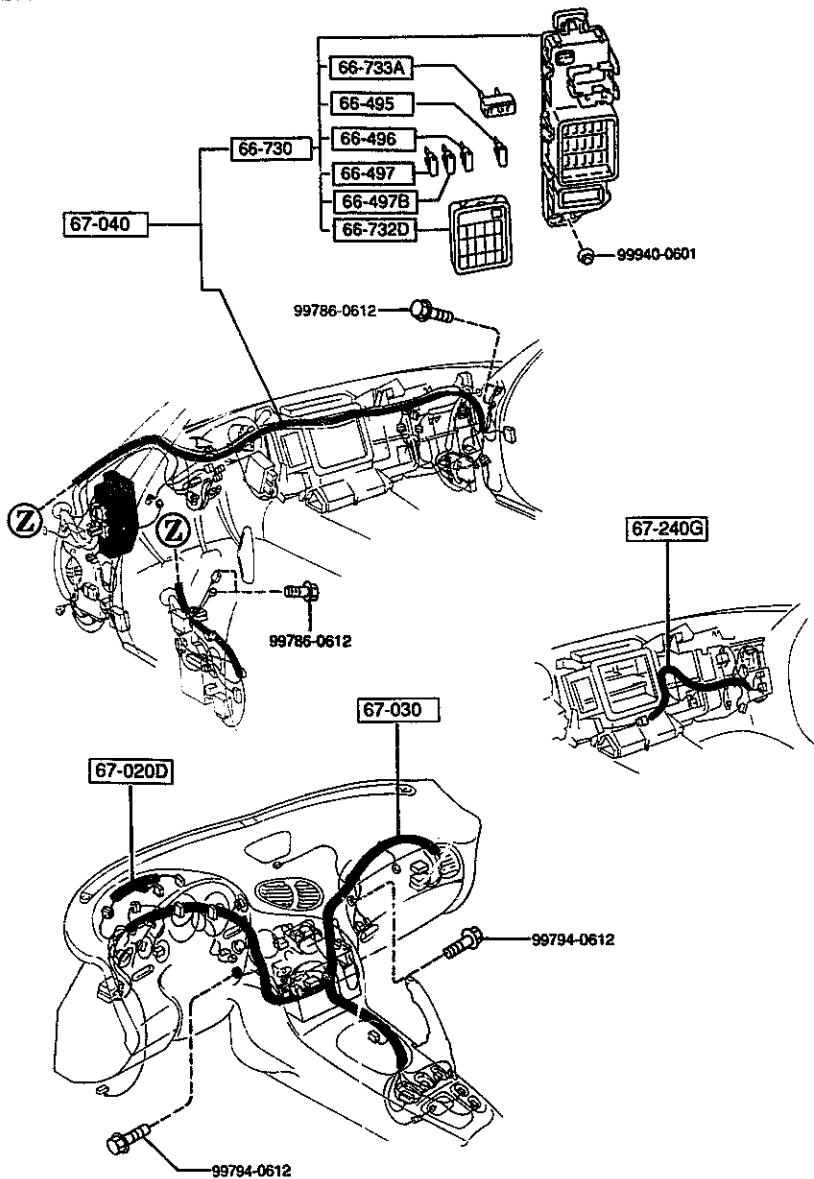
AUFA05

CAT. AUFA05-03

1995-03

6702 WIRING HARNESSSES (DASHBOARD)

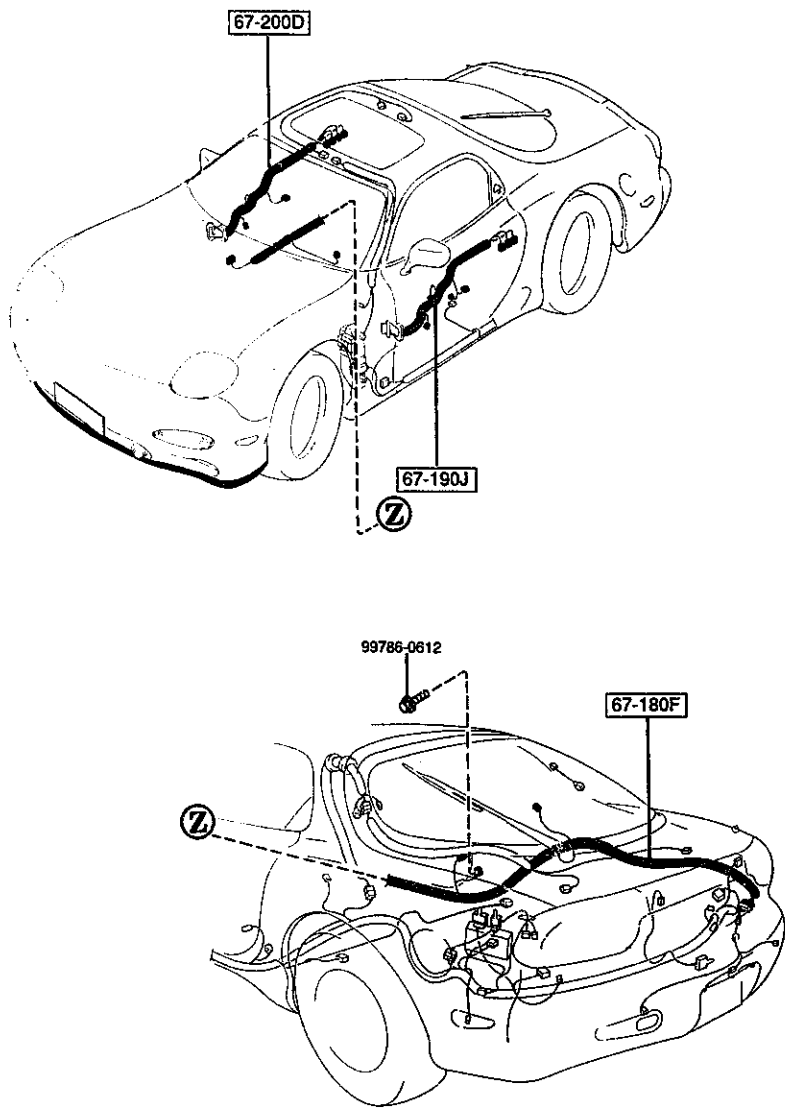
6702 -2 * WIRING HARNESSSES (DASHBOARD)



PART NO.	QTY	MODEL/RESTRICTION	MODEL/RESTRICTION	MODEL/RESTRICTION	FROM-TO
67-240G		HARNESS, LOGICAL CONTROL			
FB01-67-240E	1				

6703 -1 * WIRING HARNESSES(DOOR,FLOOR/CEILING)

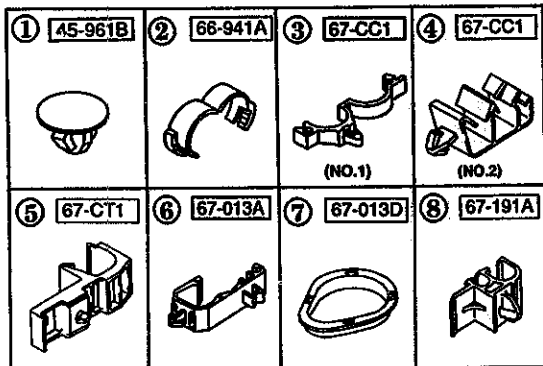
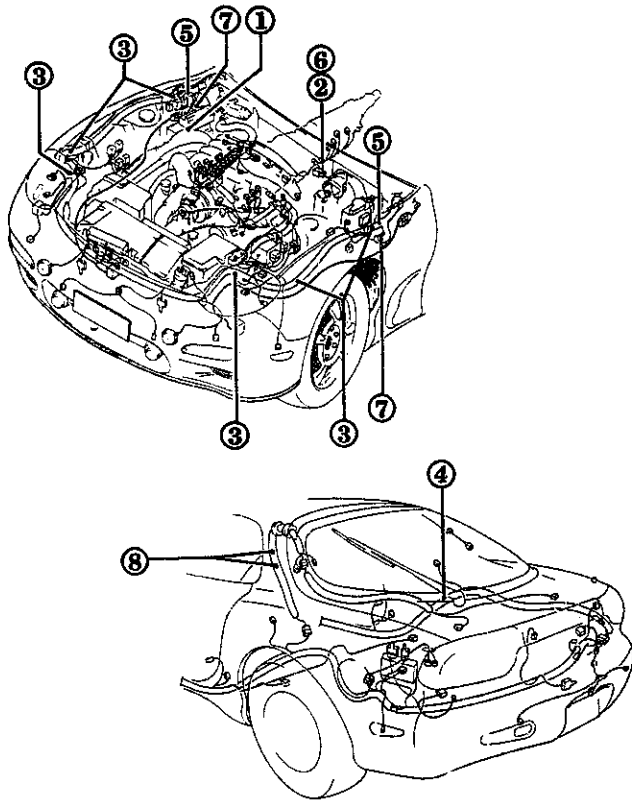
6703 WIRING HARNESSES(DOOR,FLOOR/CEILING)



PART NO.	QTY	MODEL/RESTRICTION	MODEL/RESTRICTION	MODEL/RESTRICTION	FROM-TO
+-----+ 67-180F +-----+ FD15-67-180	1	WIRING,FLOOR			
+-----+ 67-190J +-----+ FD15-67-190C	1	HARNESS,DOOR-DRIVER SIDE			
+-----+ 67-200D +-----+ FD15-67-200C	1	HARNESS,DOOR-PASSENG ER SIDE			

6704 WIRING HARNESS CLAMPS

6704 -1 * WIRING HARNESS CLAMPS



PART NO.	QTY	MODEL/RESTRICTION	MODEL/RESTRICTION	MODEL/RESTRICTION	FROM-TO
45-961B H002-45-961	1	CAP			
66-941A FB01-66-945	1 (MT)	CLIP			
67-CC1 FD01-67-CC1 F100-67-C41	6 (ILLUST. NO.1) 1 (ILLUST. NO.2)	CLIP, HARNESS			
67-CT1 FD01-67-CD1	2	CLIP, HARNESS			
67-013A UB42-67-013	1 (AT)	CLIP			
67-013D FD01-67-P13	2	PROTECTOR, HARNESS			
67-191A B467-67-CE1	2	CLIP			

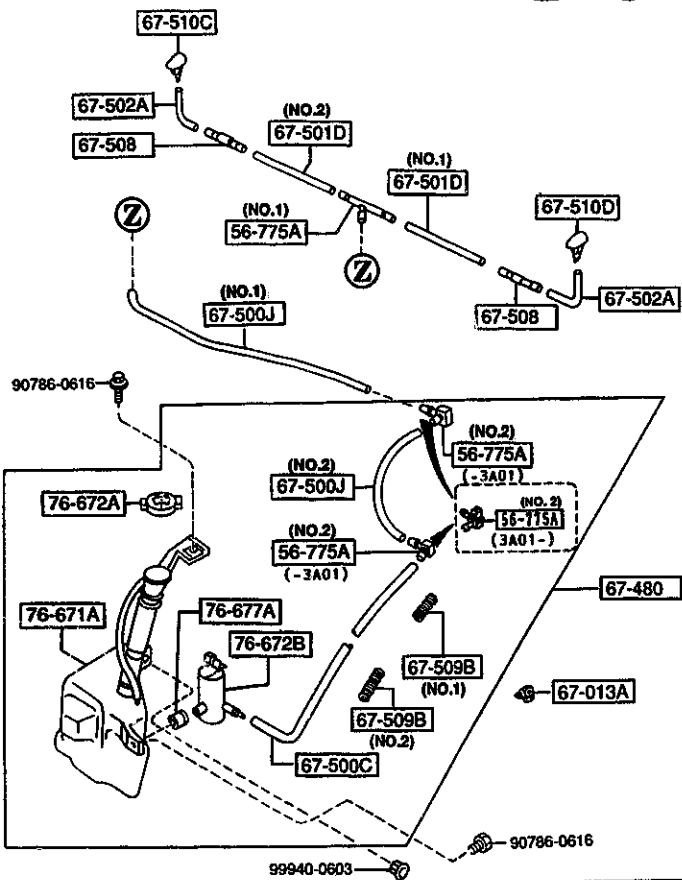

AUFA05

CAT. AUFA05-03

1995-03

6720 WINDSHIELD WASHER

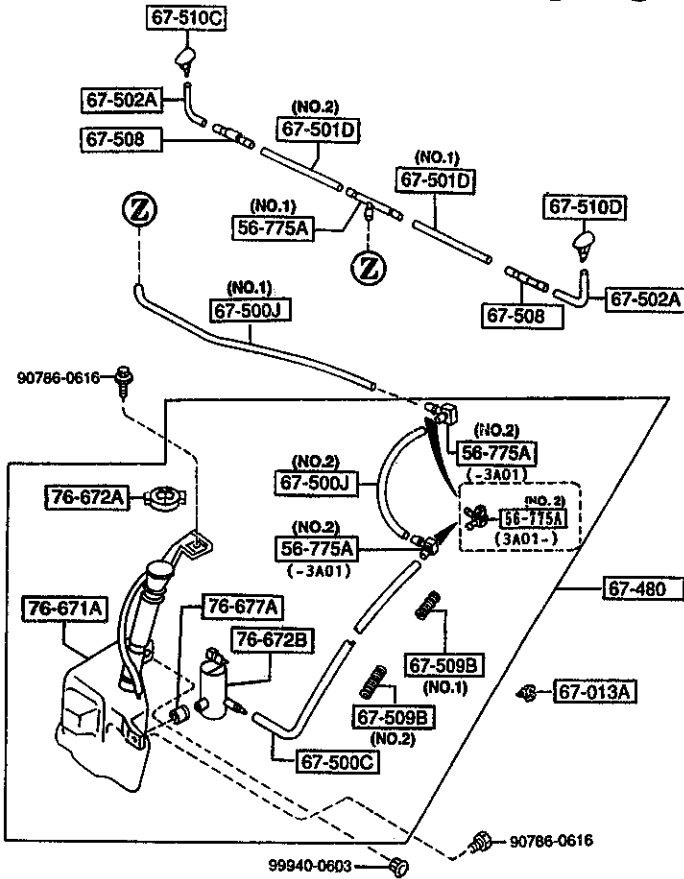
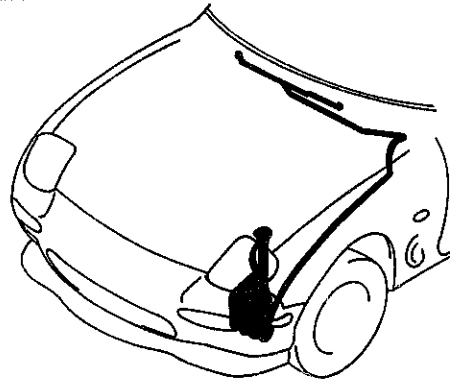
6720 -1 WINDSHIELD WASHER



PART NO.	QTY	MODEL/RESTRICTION	MODEL/RESTRICTION	MODEL/RESTRICTION	FROM-TO
56-775A		CLIP, WASHER HOSE			
D061-67-505	1	(ILLUST. NO.1)			
LA01-67-505B	2	(ILLUST. NO.2)			-3A01
M020-67-505	2	(ILLUST. NO.2)			3A01-
67-013A		CLIP			
H045-67-013	1				
67-480		TANK, WASHER-FRONT			
FD01-67-480B	1				
67-500C		PIPE, SCREEN WASHER			
FD05-67-501	1				
67-500J		PIPE, SCREEN WASHER			
FD03-67-501	1	(ILLUST. NO.1)			
FD04-67-501A	1	(ILLUST. NO.2)			
67-501D		PIPE, WASHER-FRONT W/ PER			
FD01-67-501	1	(ILLUST. NO.1)			
FD02-67-501	1	(ILLUST. NO.2)			
67-502A		JOINT, HOSE			
FD01-67-502	2				
67-508		VALVE, CHECK			
FD01-67-508	2				
67-509B		TUBE, CORRUGATE			
FD01-67-509	1	(ILLUST. NO.1)			
FD02-67-509	1	(ILLUST. NO.2)			
67-510C		NOZZLE(R), WASHER			
FD02-67-510	1				
NU	EXT-	NT NU VINTAGE RED			
PT	EXT-	PT VX CHAST WHITE			
03	EXT-	N8 PX PZ 2A 3L 4G N6 BLACK			
3A01 FD333*-300888					

6720 WINDSHIELD WASHER

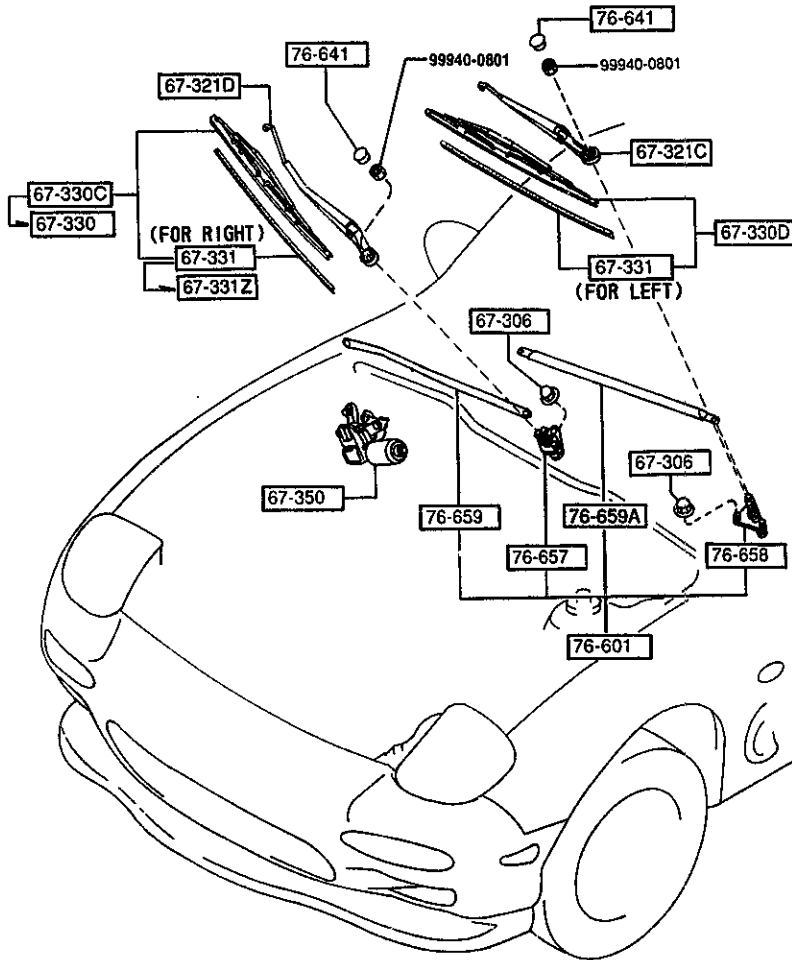
6720 -2 * WINDSHIELD WASHER



PART NO.	QTY	MODEL/RESTRICTION	MODEL/RESTRICTION	MODEL/RESTRICTION	FROM-TO
67-510D		NOZZLE(L), WASHER			
FD01-67-510	1				
NU	EXT-	NT NU VINTAGE RED			
PT	EXT-	PT VX CHAST WHITE			
03	EXT-	MS PX PZ 2A 3L 4G N6 BLACK			
76-671A		TANK, WASHER-RR WIPER			
FD01-67-481A	1				
76-672A		CAP, TANK			
FD01-67-483	1				
76-672B		PUMP, WASHER			
FD01-67-482	1				
76-677A		GRONMET, WASHER TANK			
S084-76-677	1				

6730 -1 WINDSHIELD WIPERS

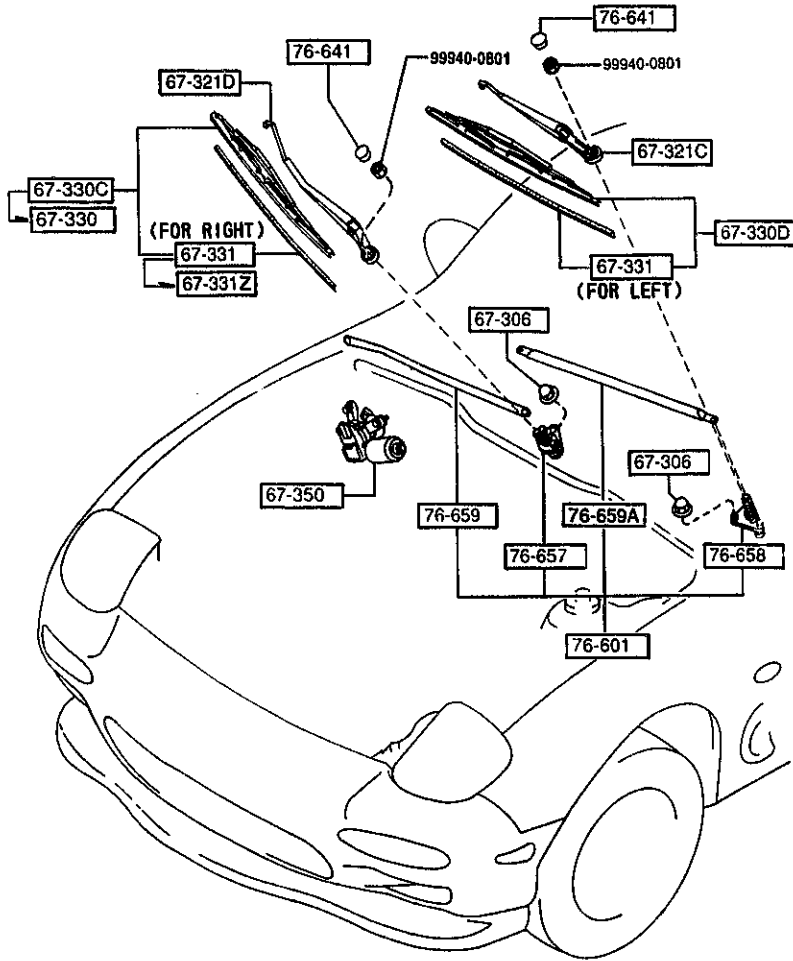
6730 WINDSHIELD WIPERS



PART NO.	QTY	MODEL/RESTRICTION	MODEL/RESTRICTION	MODEL/RESTRICTION	FROM-TO
67-306		NUT, WIPER LINK			
GJ21-67-306	5				
67-321C		ARM, WIPER-DRIVER SIDE			
FD01-67-321	1				
67-321D		ARM, WIPER-CO DRIVER SIDE			
FD02-67-321	1				
67-330		BLADE, WIPER-FRONT (FOR RIGHT)			3C01-
TA02-67-330	1				
67-330C		BLADE(R), WIPER-FRONT			-3C01
GA7D-67-330	1				
67-330D		BLADE(L), WIPER-FRONT			
FD01-67-330A	1				
67-331		RUBBER, BLADE-FRONT (FOR LEFT)			
F100-67-331	1				
H381-67-331	1	(FOR RIGHT)			-3C01
67-331Z		RUBBER, BLADE-FRONT (FOR RIGHT)			
D061-67-331	1				3C01-
67-350		MOTOR, WIPER (EXC. COLD SPEC)			
FD01-67-340	1				
FD02-67-340	1	(COLD SPEC)			
76-601		LINK, WIPER (EXC. COLD SPEC)			
FD01-67-360	1				
FD02-67-360	1	(COLD SPEC)			
76-641		COVER, WIPER ARM-FRONT			
LA01-67-395A	2				
76-657		SHAFT, DRIVE NO.1 (EXC. COLD SPEC)			
FD01-67-363	1				
FD02-67-363	1	(COLD SPEC)			
3C01 FD333*-301464					

6730 WINDSHIELD WIPERS

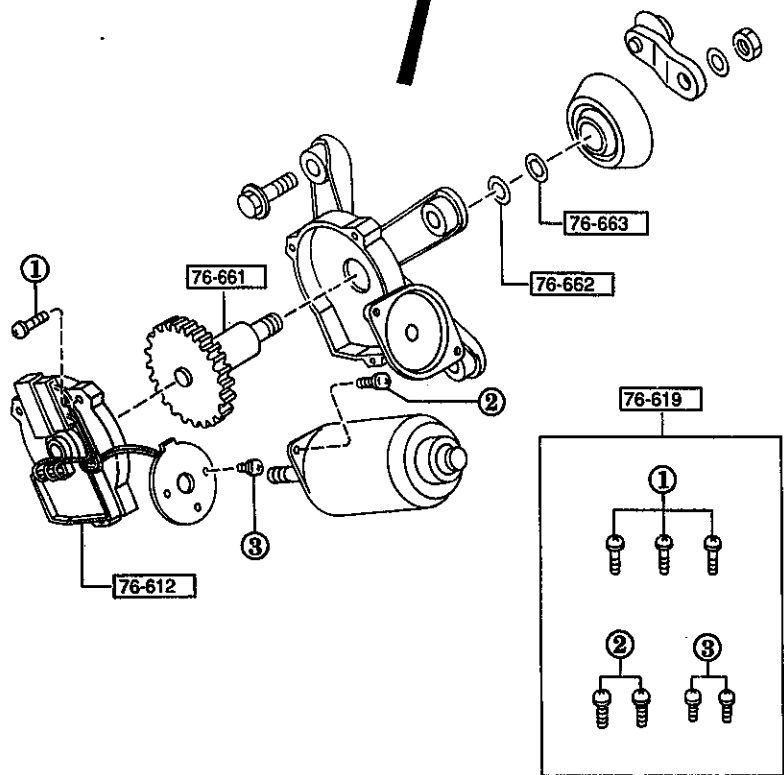
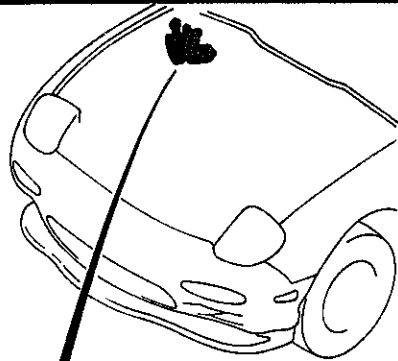
6730 -2 * WINDSHIELD WIPERS



PART NO.	QTY	MODEL/RESTRICTION	MODEL/RESTRICTION	MODEL/RESTRICTION	FROM-TO
76-658		SHAFT, DRIVE NO. 2			
FD01-67-364	1	(EXC. COLD SPEC)			
FD02-67-364	1	(COLD SPEC)			
76-659		ARM NO. 1, LINK			
FD01-67-361	1				
76-659A		ARM NO. 2, LINK			
FD01-67-362	1				

6740 WIPER MOTOR COMPONENTS(FRONT)

COMPONENTS OF FD01-67-340
FD02-67-340

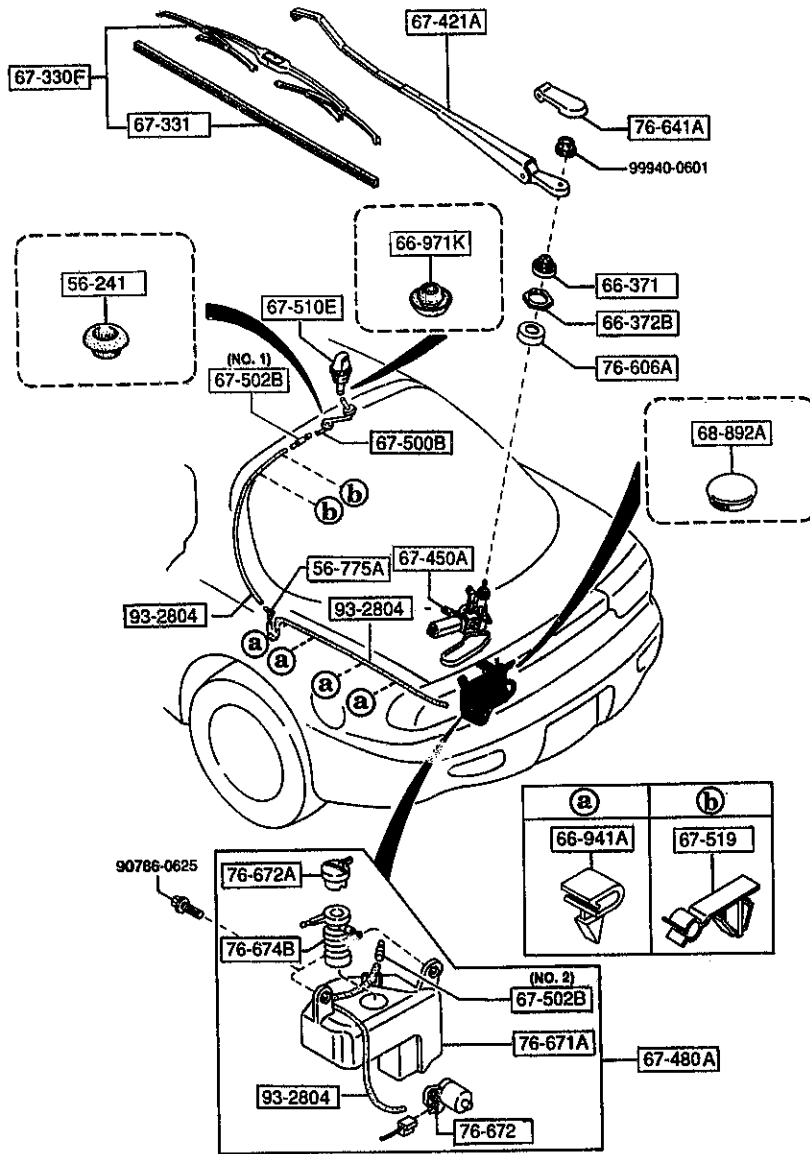


6740 -1 * WIPER MOTOR COMPONENTS(FRONT)

PART NO.	QTY	MODEL/RESTRICTION	MODEL/RESTRICTION	MODEL/RESTRICTION	FROM-TO
76-612		PLATE, HOLDER-BRUSH			
FD01-67-351	1	(EXC. COLD SPEC)			
FD02-67-351	1	(COLD SPEC)			
76-619		PARTS SET			
H043-76-619A	1				
76-661		GEAR, SHAFT			
FD01-67-354	1				
76-662		WASHER			
B094-76-662	1				
76-663		WASHER, TOOTHED			
B094-76-663	1				

6750 WINDOW WIPER & WASHER (REAR)

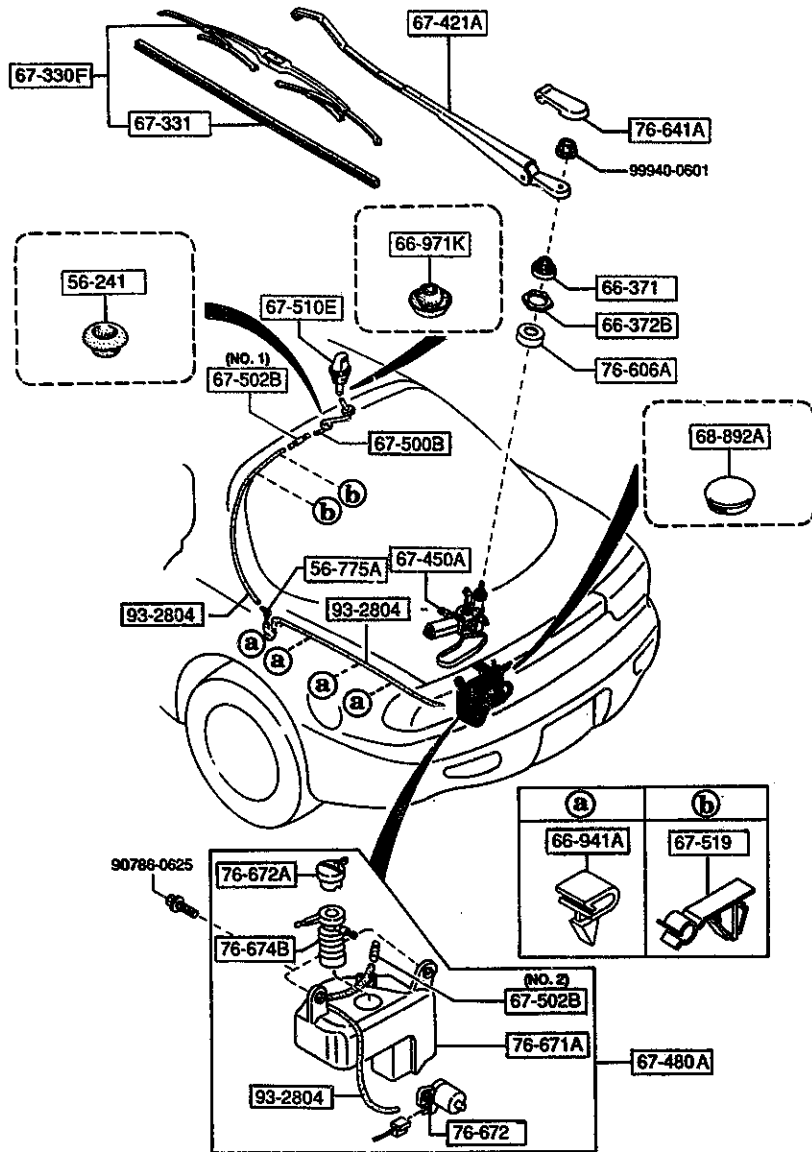
6750 -1 WINDOW WIPER & WASHER (REAR)



PART NO.	QTY	MODEL/RESTRICTION	MODEL/RESTRICTION	MODEL/RESTRICTION	FROM-TO
56-241		PLUG, DRAIN			
0118-56-241	1	(W/O WASHER TANK) (W/O SUN-RF) (STEEL SUN-RF)			
56-775A		CLIP, WASHER HOSE			
LAD1-67-505B	1	(W/RR WASHER TANK) (GLASS SUN-RF)			
66-371		CAP, SEAL			
FD01-67-366	1	(GLASS SUN-RF)			
66-372B		NUT			
B093-76-605	1	(GLASS SUN-RF)			
66-941A		CLIP			
GB08-66-941	4	(W/RR WASHER TANK) (GLASS SUN-RF)			
66-971K		GROMMET			
0222-66-971	1	(W/O WASHER TANK) (W/O SUN-RF) (STEEL SUN-RF)			
67-330F		BLADE, WIPER			
*FD03-67-330	1	(GLASS SUN-RF)			
67-331		RUBBER, BLADE-FRONT			
B461-67-331	1	(GLASS SUN-RF)			
67-421A		ARM, WIPER			
FD01-67-421	1	(GLASS SUN-RF)			
67-450A		MOTOR			
FD01-67-450A	1	(GLASS SUN-RF)			
67-480A		TANK, WASHER-REAR			
FD02-67-480	1	(W/RR WASHER TANK) (GLASS SUN-RF)			
67-500B		PIPE, REAR WASHER-UPPER			
FD04-67-500	1	(W/RR WASHER TANK) (GLASS SUN-RF)			

6750 -3 * WINDOW WIPER & WASHER (REAR)

6750 WINDOW WIPER & WASHER (REAR)

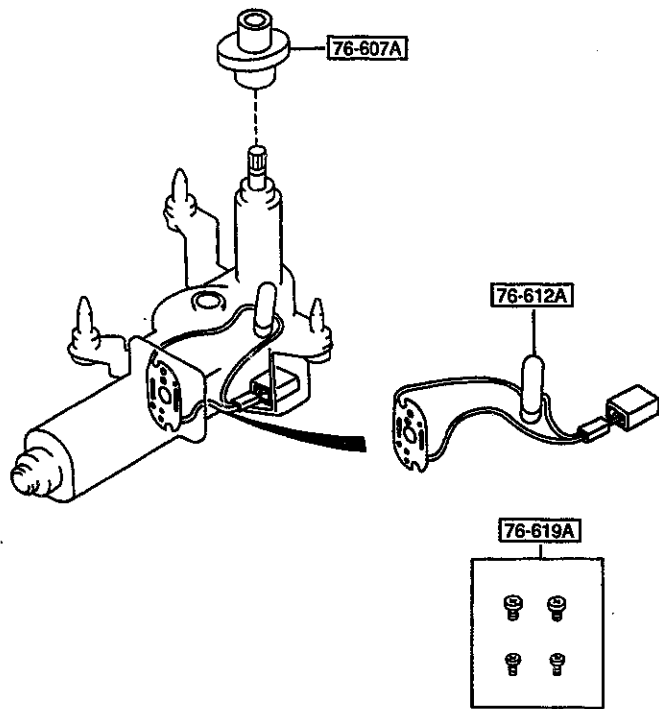



PART NO.	QTY	MODEL/RESTRICTION	MODEL/RESTRICTION	MODEL/RESTRICTION	FRON-TO
93-2804		PIPE, VINYL			
99328-04010	1	L=10M (W/RR WASHER TANK) (GLASS SUN-RF)			

6760 -1 * WINDOW WIPER MOTOR COMPONENTS (REAR)

6760 WINDOW WIPER MOTOR COMPONENTS (REAR)

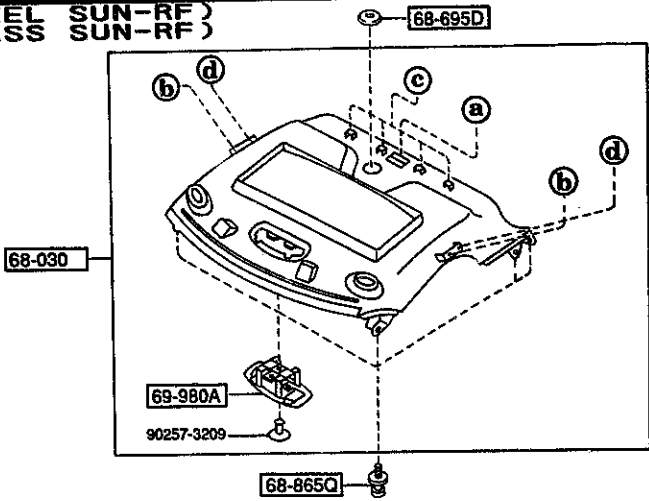
COMPONENTS OF FD01-67-450A



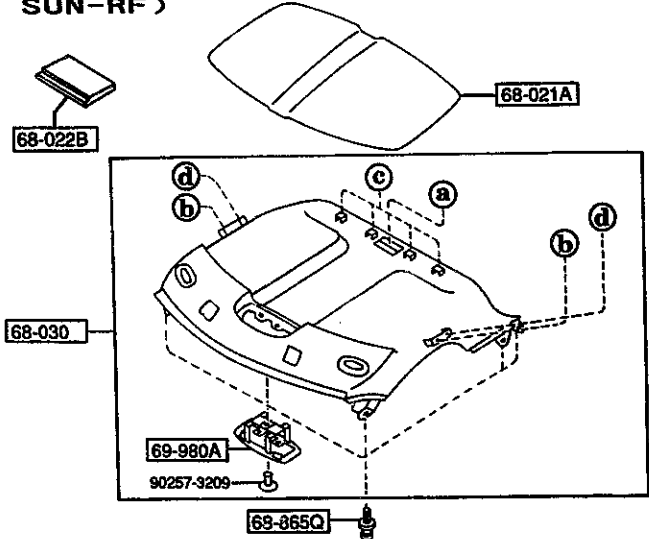
PART NO.	QTY	MODEL/RESTRICTION	MODEL/RESTRICTION	MODEL/RESTRICTION	FROM-TO
76-607A FD01-67-402	1	BUSH, INNER			
76-612A FD01-67-451	1	PLATE, HOLDER-BRUSH			
76-619A B002-76-619A	1	PARTS SET			

6800 CEILING TRIMS

(STEEL SUN-RF)
(GLASS SUN-RF)



(W/O SUN-RF)



a	b	c	d
68-D21	68-0C0	68-865S	68-865U



AUFA05

-337-

6800 -1 * CEILING TRIMS

PART NO.	QTY	MODEL/RESTRICTION	MODEL/RESTRICTION	MODEL/RESTRICTION	FROM-TO
68-D21		CLIP, TRIM			
GA2A-68-D21	1				
68-0C0		CLIP, TOP CEILING			
MO01-68-0C0A	2				
68-021A		INSULATOR, ROOF			
FD01-68-021A	1				-3920
A (FD01-68-021A)					
FD01-68-021A	1	(W/O SUN-RF)			3920-
68-022B		PAD, ROOF			
*FD15-68-016	1	(W/O SUN-RF)			
68-030		CEILING, TOP			
FD01-68-030C	1	(STEEL SUN-RF) (GLASS SUN-RF)			
02	INT-	FE5 FE6 FE7 BLACK			
FD03-68-030C	1	(W/O SUN-RF)			
02	INT-	FE5 FE6 FE7 BLACK			
68-695D		COVER, HOLE-BELT			
GM09-68-049	1	(STEEL SUN-RF) (GLASS SUN-RF)			
02	INT-	FE5 FE6 FE7 BLACK			
68-865Q		FASTENER			
GJ21-68-885B	4				
00	INT-	FE5 FE6 FE7 BLACK			
68-865S		CLIP, TRIM			
GJ12-68-865	4				
68-865U		CLIP, TRIM			
GJ21-68-865	2				
69-980A		BRACKET, OVERHEAD CON SOLE			
FD01-69-98X	1				


3920 FD333*-300684

CAT. AUFA05-03

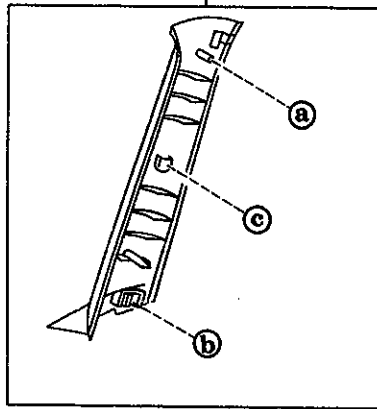
1995-03

6820 -1 * PILLAR TRIMS

6820 PILLAR TRIMS



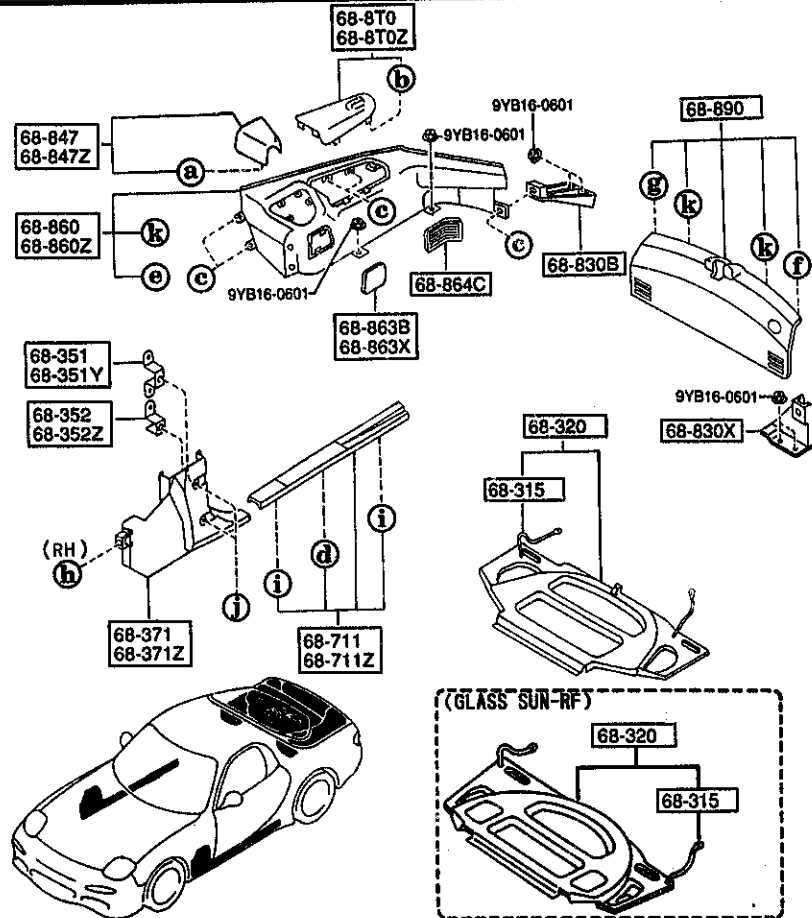
68-160
68-160Z



a	b	c
68-D21	68-218B	68-865S

PART NO.	QTY	MODEL/RESTRICTION	MODEL/RESTRICTION	MODEL/RESTRICTION	FROM-TO
68-D21		CLIP,TRIM			
FD01-68-D21	2				
68-160		TRIM(R),*A*PILLAR			
FD01-68-160E	1				-4510
02	INT-	FE5 FE6 FE7 BLACK			
*FD01-68-160F	1				4510-
* 02	INT-	FE5 FE6 FE7 BLACK			
68-160Z		TRIM(L),*A*PILLAR			
FD01-68-170E	1				-4510
02	INT-	FE5 FE6 FE7 BLACK			
*FD01-68-170F	1				4510-
* 02	INT-	FE5 FE6 FE7 BLACK			
68-218B		SPRING,TRIM			
FD01-68-165	2				
68-865S		CLIP,TRIM			
GJ12-68-865	2				
4510 FD333*-303536					

6840 TRIMS & SCUFF PLATES



a 68-345C 	b 68-AB1 	c 68-AC3 	d 68-AD3 	e 68-AD4 	f 68-D21
g 68-172H 	h 68-353 	i 68-712D 	j 68-865Q 	k 68-865S 	

PART NO.	QTY	MODEL/RESTRICTION	MODEL/RESTRICTION	MODEL/RESTRICTION	FROM-TO
68-830X FD01-68-8H7	1	BRACKET(L),TRUNK SIDE			
68-847 FD01-68-J30A	1	CAP(R),HOLE-TRUNK TRIM			
02	INT-	FE5 FE6 FE7 BLACK			
68-847Z FD01-68-J40A	1	CAP(L),HOLE-TRUNK TRIM			
02	INT-	FE5 FE6 FE7 BLACK			
68-860 FD01-68-850E	1	TRIM(R),TRUNK SIDE			
02	INT-	FE5 FE6 FE7 BLACK			
68-860Z FD01-68-870F	1	TRIM(L),TRUNK SIDE			
02	INT-	FE5 FE6 FE7 BLACK			
68-863B FD01-68-857	1	COVER(R),TRUNK SIDE			
02	INT-	FE5 FE6 FE7 BLACK			
68-863X FD01-68-877	1	COVER(L),TRUNK SIDE			
02	INT-	FE5 FE6 FE7 BLACK			
68-864C FD09-68-J5Y	1	GRILLE,EXTRACT.-T.S. TRIM			
02	INT-	FE5 FE6 FE7 BLACK			
68-865Q GJ21-68-885B	4	FASTENER			
00	INT-	FE5 FE6 FE7 BLACK			
68-865S GJ12-68-865	4	CLIP,TRIM			
68-890		TRIM,TRUNK END			

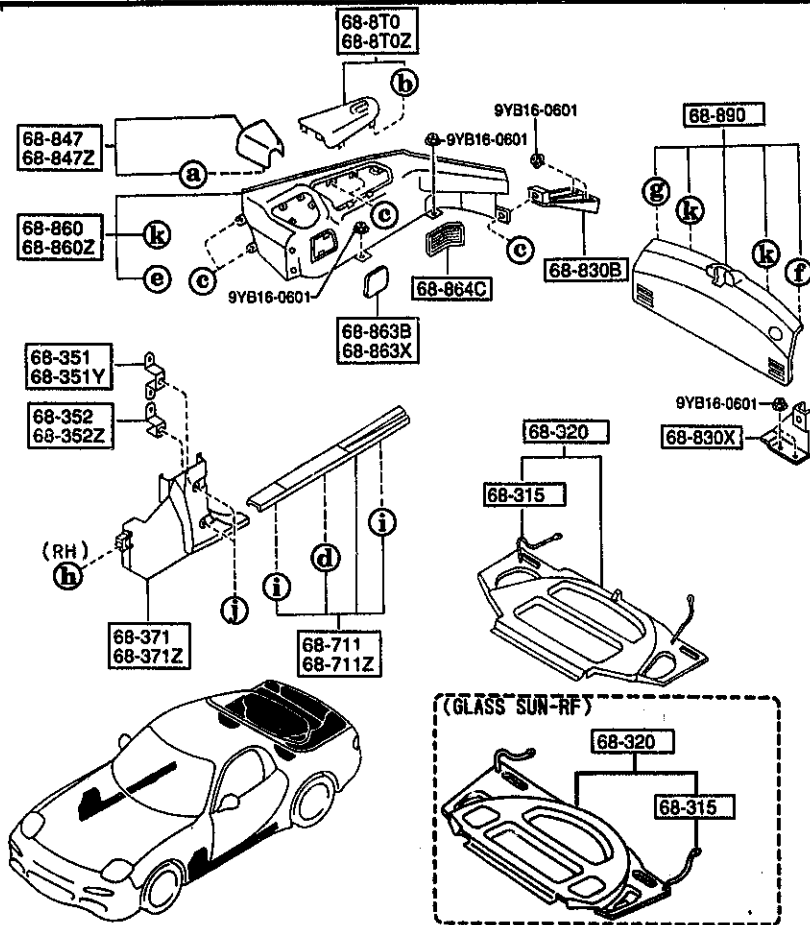
AUFA05

CAT. AUFA05-03

1995-03

6840 TRIMS & SCUFF PLATES

6840 -4 * TRIMS & SCUFF PLATES



a 64-345C 	b 68-AB1 	c 68-AC3 	d 68-AD3 	e 68-AD4 	f 68-D21
g 68-172H 	h 68-353 	i 68-712D 	j 68-865Q 	k 68-865S 	


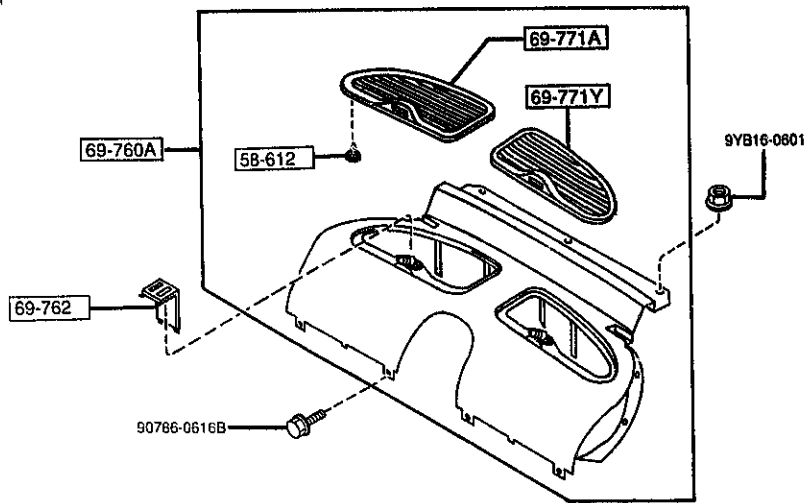
PART NO.	QTY	MODEL/RESTRICTION	MODEL/RESTRICTION	MODEL/RESTRICTION	FROM-TO
CONT'D					
FD01-68-89X	1				
02	INT-	FE5 FE6 FE7 BLACK			
FD09-68-89X	1	NON USA,			
02	INT-	FE5 FE6 FE7 BLACK			

AUFA05

CAT. AUFA05-03

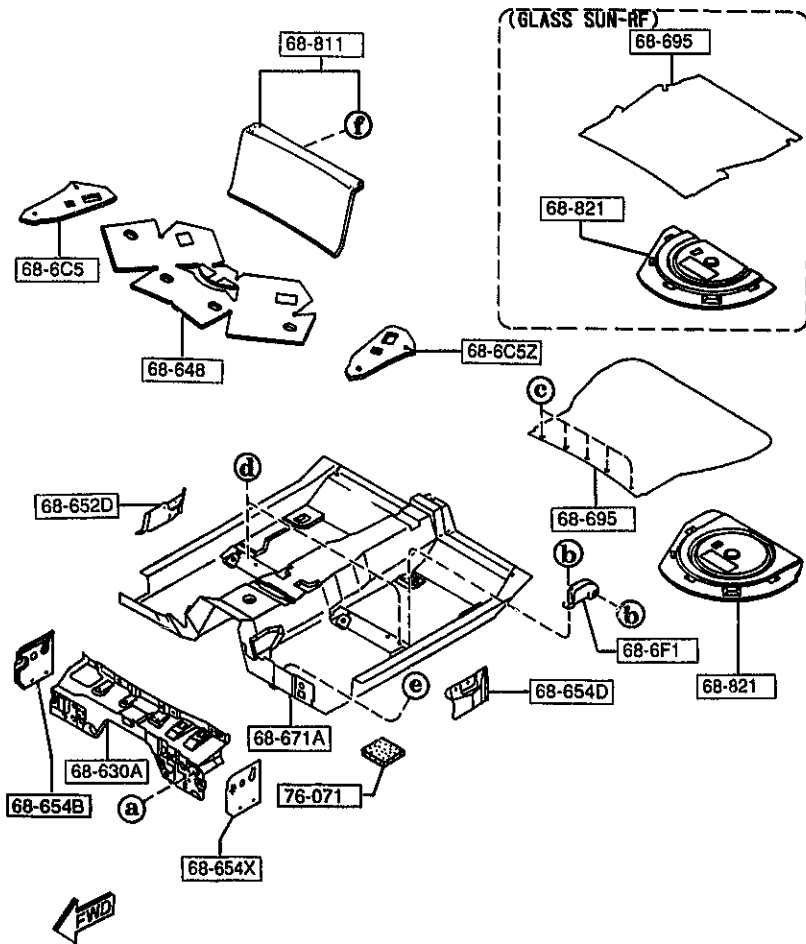
1995-03

6845 STRAGE BOX



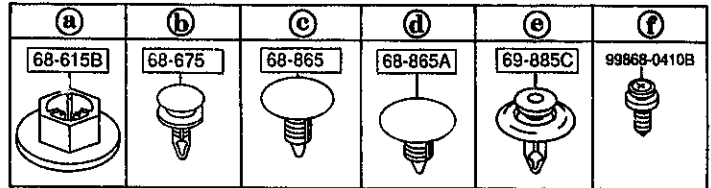
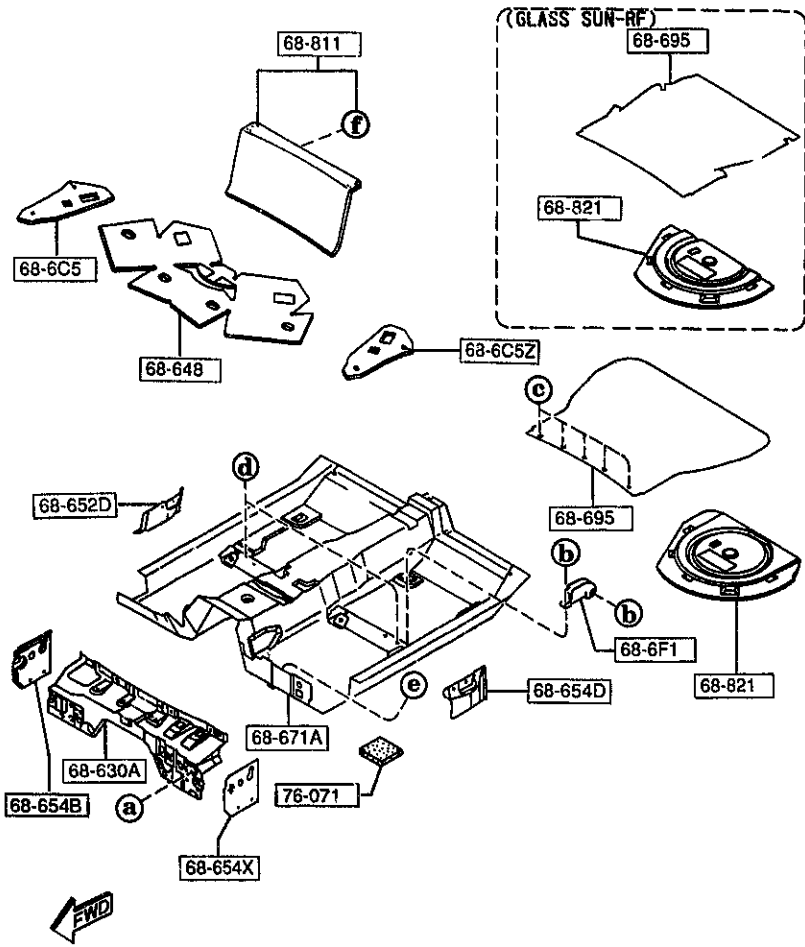
6845 -1 * STRAGE BOX

PART NO.	QTY	MODEL/RESTRICTION	MODEL/RESTRICTION	MODEL/RESTRICTION	FROM-TO
58-612		CUSHION,RUBBER			
0259-58-612	18				
69-760A		BOX,STORAGE			
FD01-69-760C	1				
02	INT-	FE5 FE6 FE7 BLACK			
69-762		PLATE,LOCK			
FD01-69-768A	1				
02	INT-	FE5 FE6 FE7 BLACK			
69-771A		LID(R),OUTER-STRAE BOX			
FD01-69-771A	1				
02	INT-	FE5 FE6 FE7 BLACK			
69-771Y		LID(L),OUTER-STRAE BOX			
FD01-69-781	1				
02	INT-	FE5 FE6 FE7 BLACK			

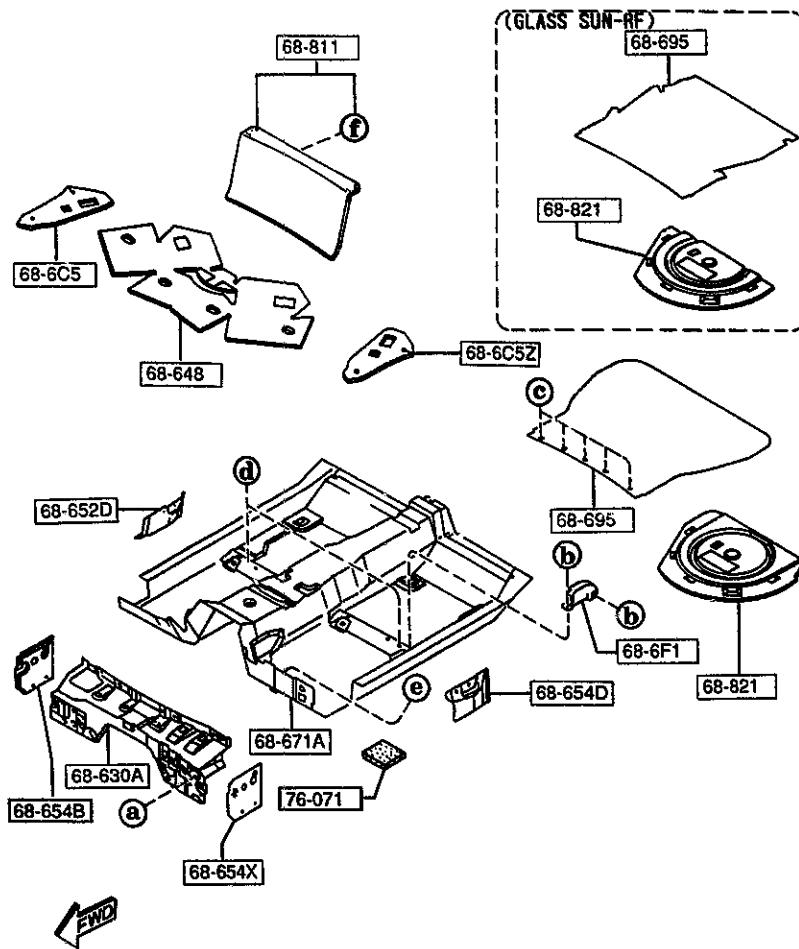


a	b	c	d	e	f
68-615B	68-675	68-865	68-865A	69-885C	99888-0410B

PART NO.	QTY	MODEL/RESTRICTION	MODEL/RESTRICTION	MODEL/RESTRICTION	FROM-TO
68-6C5		PAD(R),TIRE HOUSE			
FD01-68-644A	1				
68-6C5Z		PAD(L),TIRE HOUSE			
FD01-68-649A	1				
68-6F1		BEZZEL,OPENER LEVER			
FD01-68-6F6A	1				
02	INT-	FES BLACK			
17	INT-	FE7 RED			
33	INT-	FE6 TAN			
68-615B		NUT,FLANGE-CAP			
B100-68-615	8				
68-630A		INSULATOR,DASHBOARD			
FD01-68-63XE	1	(W/O SUN-RF) (STEEL SUN-RF)			
FD05-68-63XE	1	(GLASS SUN-RF)			
68-648		PAD,REAR SEAT			
FD01-68-648	1	(W/O SUN-RF) (STEEL SUN-RF)			
FD05-68-648	1	(GLASS SUN-RF)			
68-652D		INSULATOR(R),F.FLOOR			
FD01-68-6N6	1				
68-654B		INSULATOR(R),COWL SIDE			
FD01-68-6A1	1				
68-654D		INSULATOR(L),F.FLOOR			
FD01-68-6N7	1				
68-654X		INSULATOR(L),COWL SIDE			
FD01-68-6A2	1				
68-671A		MAT,FLOOR			
FD01-68-670E	1	(W/O WASHER TANK) (W/O SUN-RF) (STEEL SUN-RF)			



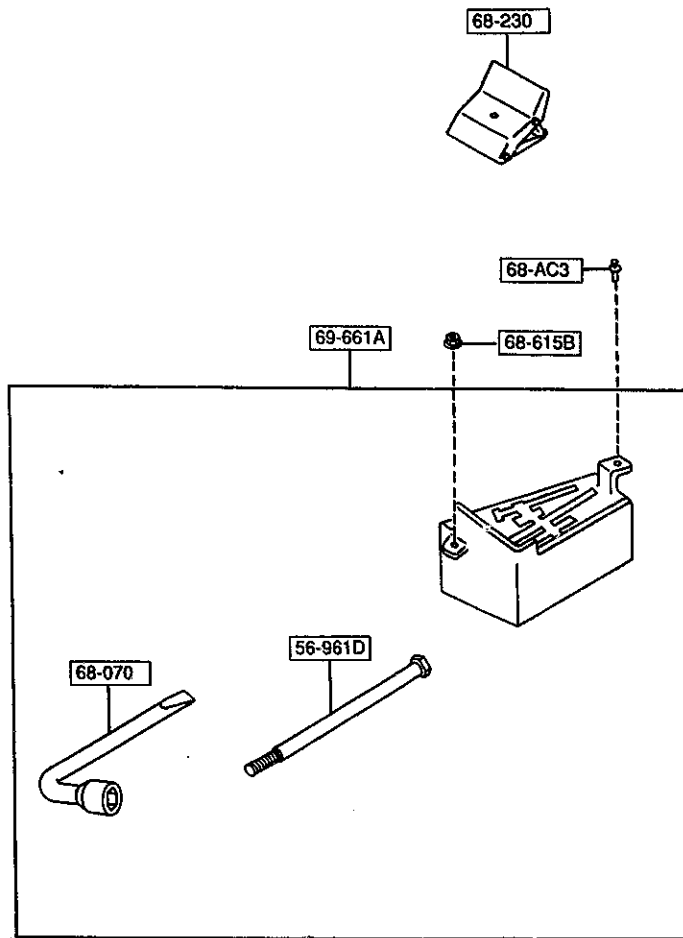
PART NO.	QTY	MODEL/RESTRICTION	MODEL/RESTRICTION	MODEL/RESTRICTION	FROM-TO
CONT'D					
02	INT-	FE5 BLACK			
17	INT-	FE7 RED			
33	INT-	FE6 TAN			
FD05-68-670E	1	(W/RR WASHER TANK) (GLASS SUN-RF)			
02	INT-	FE5 BLACK			
17	INT-	FE7 RED			
33	INT-	FE6 TAN			
68-675		FASTENER			
B100-68-675	2				
68-695		MAT, TRUNK ROOM			
FD01-68-81X	1	(W/O SUN-RF) (STEEL SUN-RF)			
02	INT-	FE5 FE6 FE7 BLACK			
FD05-68-81X	1	(GLASS SUN-RF)			
02	INT-	FE5 FE6 FE7 BLACK			
68-811		BOARD, PARTITION			
FD01-68-82X	1				
02	INT-	FE5 FE6 FE7 BLACK			
68-821		BOARD(C), TRUNK			
FD01-68-83X	1	(W/O SUN-RF) (STEEL SUN-RF)			-4525
FD05-68-83XA	1	(GLASS SUN-RF)			-4525
68-865		FASTENER			
G032-68-865A	5				
00	INT-	FE5 FE6 FE7 BLACK			
68-865A		FASTENER			
BF70-68-865	2				
00	INT-	FE5 BLACK			
17	INT-	FE7 WINE			
33	INT-	FE6 TAN			
69-885C		FASTENER			
4525 FD333*-303554					



(a)	(b)	(c)	(d)	(e)	(f)
68-615B	68-675	68-865	68-865A	69-885C	99668-04103

PART NO.	QTY	MODEL/RESTRICTION	MODEL/RESTRICTION	MODEL/RESTRICTION	FROM-TO
CONT'D					
UB54-68-885	1				
00	INT-	FE5 BLACK			
18	INT-	FE7 RED			
82	INT-	FE6 BEIGE			
76-071		SILENCER, FLOOR			
0208-76-071	1	30CMX30CM (GLASS SUN-RF)			

6870 SERVICE TOOLS

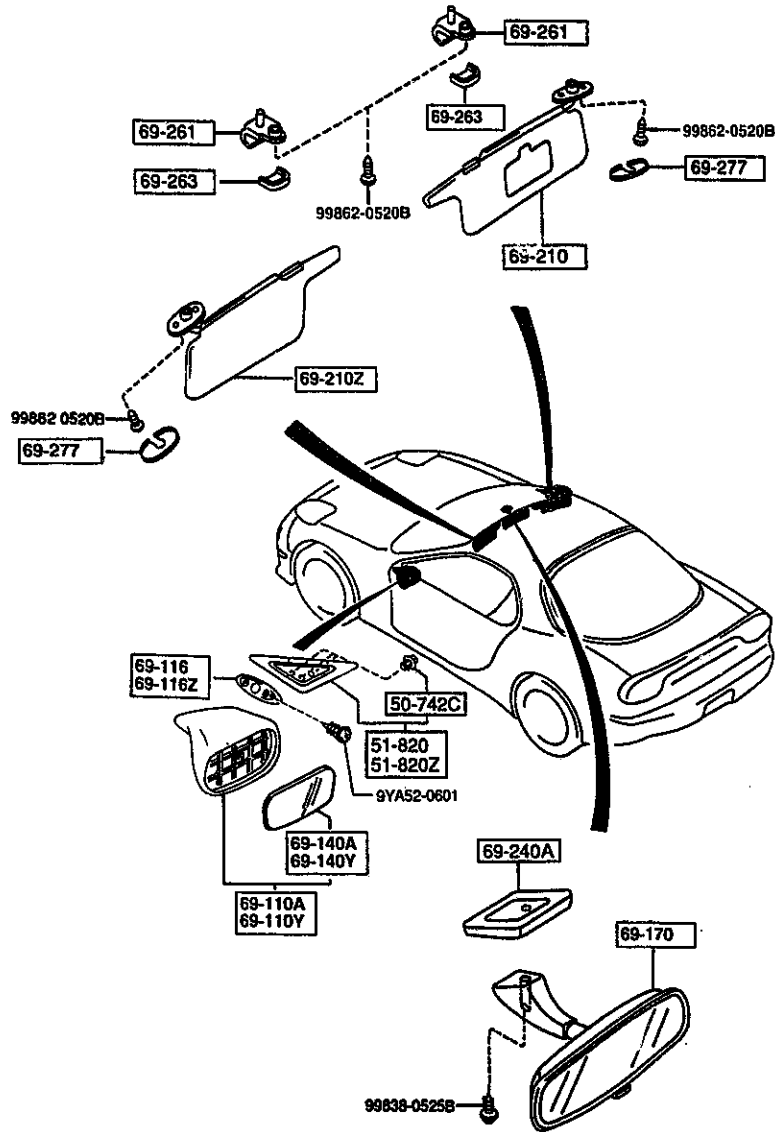


6870 -1 * SERVICE TOOLS

PART NO.	QTY	MODEL/RESTRICTION	MODEL/RESTRICTION	MODEL/RESTRICTION	FROM-TO
56-961D		BOLT			
FD01-56-961	1				
68-AC3		FASTENER			
FD01-68-AC3	1				
68-070		WRENCH, HUB NUT			
NA01-68-070	1				
68-230		STOPPER, WHEEL			
0208-68-230	1				
68-615B		NUT, FLANGE-CAP			
B100-68-615	1				
69-661A		BOX, TOOL			
FD01-69-67YA	1				

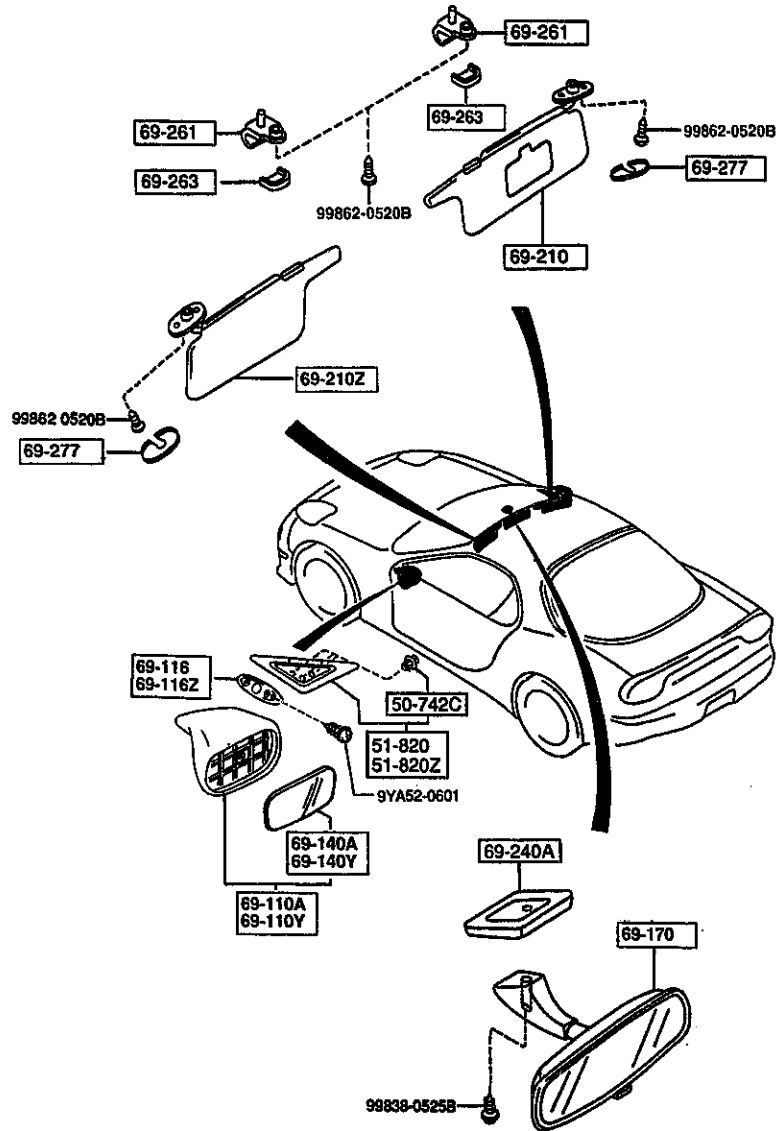
6900 VISORS, ASSIST HANDLES & MIRRORS

6900 -1 VISORS, ASSIST HANDLES & MIRRORS



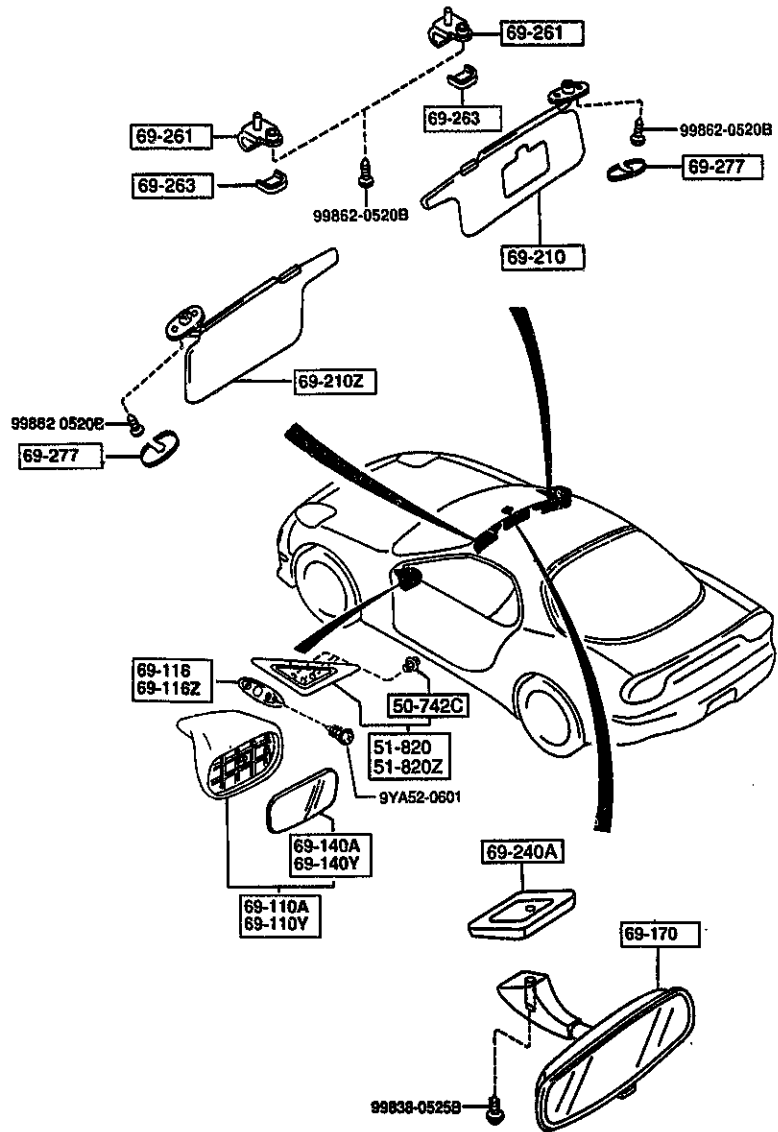
PART NO.	QTY	MODEL/RESTRICTION	MODEL/RESTRICTION	MODEL/RESTRICTION	FROM-TO
50-742C		CLIP			
6043-50-742	6				
51-820		GARNISH(R)			
FD01-50-8R0B	1				
51-820Z		GARNISH(L)			
FD01-50-8S0B	1				
69-110A		MIRROR(R), DOOR			
FD01-76-120	1				
MB	EXT-	MB 2A MONTEGO BLUE M			
NU	EXT-	NT NU VINTAGE RED			
PT	EXT-	PT VX CHAST WHITE			
PZ	EXT-	PX PZ BRILLIANT BLACK			
3L	EXT-	3L 4G SILVER STONE METALLIC			
69-110Y		MIRROR(L), DOOR			
FD01-76-180	1				
MB	EXT-	MB 2A MONTEGO BLUE M			
NU	EXT-	NT NU VINTAGE RED			
PT	EXT-	PT VX CHAST WHITE			
PZ	EXT-	PX PZ BRILLIANT BLACK			
3L	EXT-	3L 4G SILVER STONE METALLIC			
69-116		BASE(R), MIRROR			
FD01-69-240	1				
MB	EXT-	MB 2A MONTEGO BLUE M			
NU	EXT-	NT NU VINTAGE RED			
PT	EXT-	PT VX CHAST WHITE			
PZ	EXT-	PX PZ BRILLIANT BLACK			
3L	EXT-	3L 4G SILVER STONE METALLIC			
69-116Z		BASE(L), MIRROR			

6900 VISORS,ASSIST HANDLES & MIRRORS

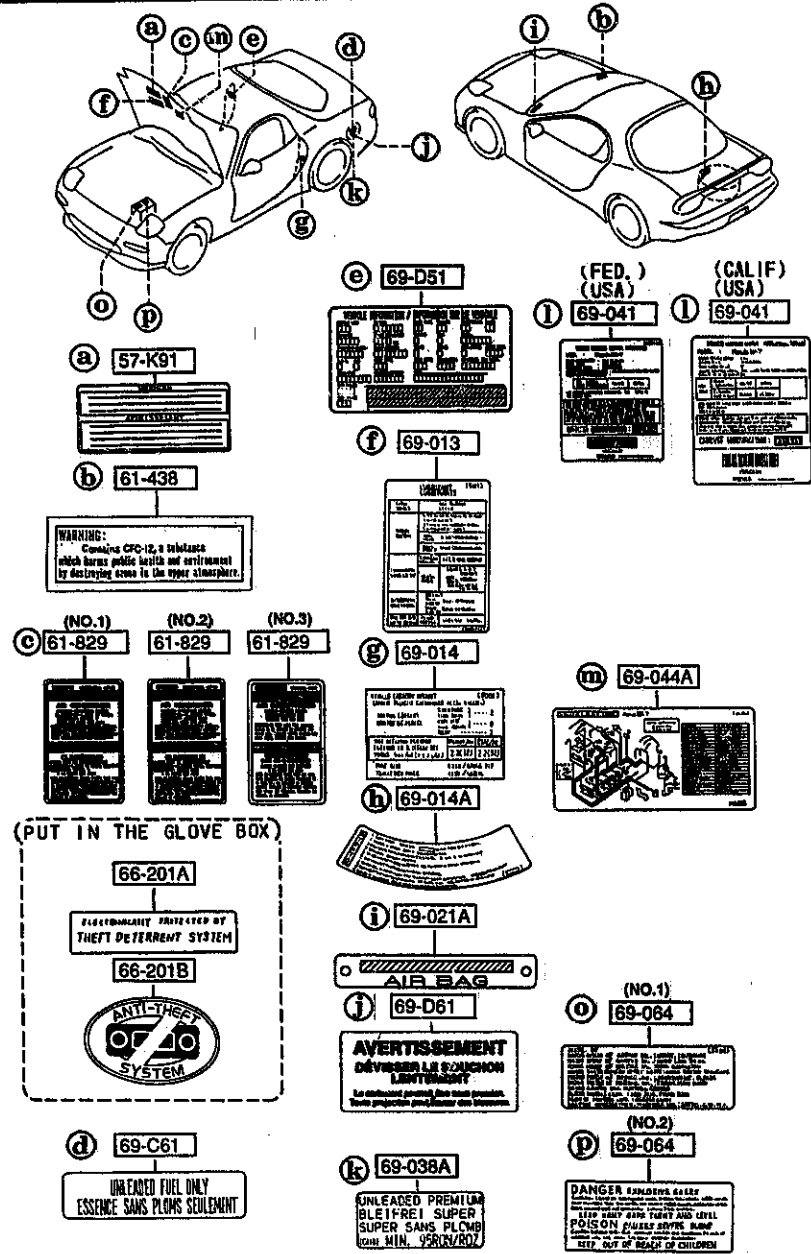


PART NO.	QTY	MODEL/RESTRICTION	MODEL/RESTRICTION	MODEL/RESTRICTION	FROM-TO
CONT'D					
FD01-69-242	1				
M8	EXT-	M8 2A MONTEGO BLUE M			
NU	EXT-	NT NU VINTAGE RED			
PT	EXT-	PT VX CHAST WHITE			
PZ	EXT-	PX PZ BRILLIANT BLACK			
3L	EXT-	3L 4G SILVER STONE METALLIC			
69-140A		GLASS(R),MIRROR			
FD01-69-123	1				
69-140Y		GLASS(L),MIRROR			
FD01-69-183	1				
69-170		MIRROR,INTERIOR			
HG31-69-220C	1				
69-210		SUN VISOR(R)			
FD01-69-270C	1	(STEEL SUN-RF) (GLASS SUN-RF)			
02	INT-	FE5 FE6 FE7 BLACK			
FD03-69-270C	1	(W/O SUN-RF)			
02	INT-	FE5 FE6 FE7 BLACK			
69-210Z		SUN VISOR(L)			
FD15-69-320	1	(W/O SUN-RF)			
02	INT-	FE5 FE6 FE7 BLACK			
FD18-69-320	1	(STEEL SUN-RF) (GLASS SUN-RF)			
02	INT-	FE5 FE6 FE7 BLACK			
69-240A		BASE,INTERIOR MIRROR			
HG31-69-240	1				
69-261		ADAPTER,SUN VISOR			
GA5R-69-261	2				
02	INT-	FE5 FE6 FE7 BLACK			
69-263		COVER,CENTER ADAPTER			

6900 VISORS, ASSIST HANDLES & MIRRORS

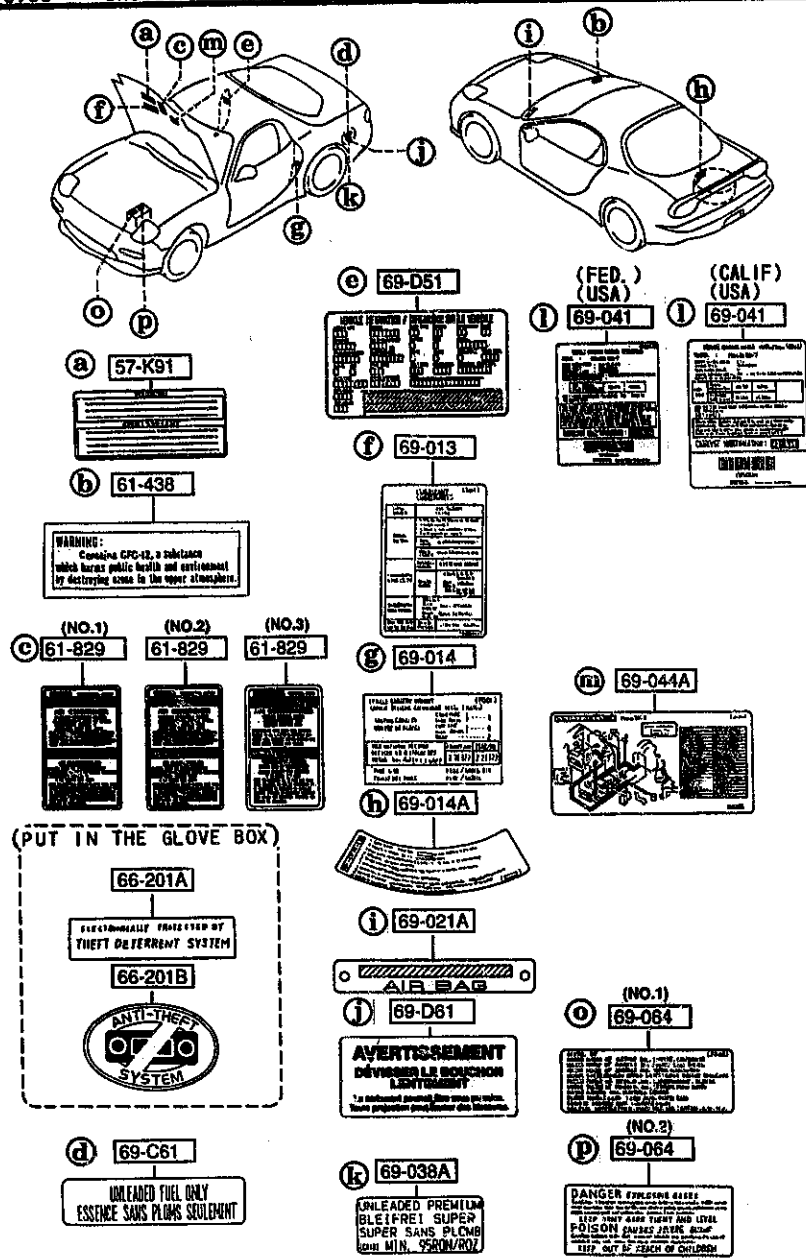


PART NO.	QTY.	MODEL/RESTRICTION	MODEL/RESTRICTION	MODEL/RESTRICTION	FROM-TO
CONT'D					
GA5R-69-263	2				
02	INT-	FE5 FE6 FE7 BLACK			
↑ 69-277 ↓		COVER, SUN VISOR			
GA5R-69-277	2				
02	INT-	FE5 FE6 FE7 BLACK			



PART NO.	QTY	MODEL/RESTRICTION	MODEL/RESTRICTION	MODEL/RESTRICTION	FROM-TO
57-K91	1	LABEL 'A', CAUTION-A/B			
KA78-57-K91	1				
61-438	1	LABEL, CAUTION (A)			
BR70-61-438	1				
61-829	1	LABEL, CAUTION (W/AIR CON.) (ILLUST. NO.1)			
FD15-61-439	1				
69-041	1	LABEL, CAUTION (A) (ILLUST. NO.2)			
FD16-61-439	1				
69-041	1	LABEL, CAUTION (A) (ILLUST. NO.3)			
NA01-61-439	1				
66-201A	1	LABEL, BURGLAR ALARM			
FB01-66-201	1				
66-201B	1	LABEL, ANTI THEFT-AUD IO			
NA01-66-201	1				
69-C61	1	LABEL, UNLEADED FUEL			
UB40-69-C61	1				
69-D51	1	LABEL, VEHICLE INFORMATION VIN NO. IS REQUIRED			
B001-69-D51	1				
69-D61	1	LABEL, FUEL WARNING			
*KA10-69-D61A	1				
69-013	1	LABEL, OIL			
FD01-69-D21	1				
AN(FD01-69-D21A)	1				
FD01-69-D21A	1				
69-014	1	LABEL, TIRE			
FD01-69-014	1				
69-014A	1	LABEL, TEMPORARY TIRE			
FD03-69-074A	1	ENGLISH			
FD04-69-074	1	FRENCH			
		3807 FD333*-300032			-3807
		4201 FD333*-302262			3807-4201

6930 CAUTION PLATES & LABELS



PART NO.	QTY	MODEL/RESTRICTION	MODEL/RESTRICTION	MODEL/RESTRICTION	FROM-TO
CONT'D	1				
69-021A	1	PLATE, CAUTION			
NA01-69-068A	1				
69-038A	1	LABEL, GASOLINE			
HG30-69-065	1				
69-041	1	LABEL, EMISSION			
N3C1-69-036A	1	(FED. -MT)			
N3C2-69-036A	1	(CALIF. -MT)			
N3C3-69-036	1	(FED. -AT)			
N3C4-69-036 A (N3C4-69-036A)	1				-3823
N3C4-69-036A	1	(CALIF. -AT)			3823-
69-044A	1	LABEL, VAC. DIAPHRAGM			
N3A1-69-044B	1	(USA)			
69-064	1	LABEL, BATTERY			
FA03-69-C72A	1	(ILLUST. NO.1)			
FA01-69-064A	1	(ILLUST. NO.2)			
3823 FD333X-300187					

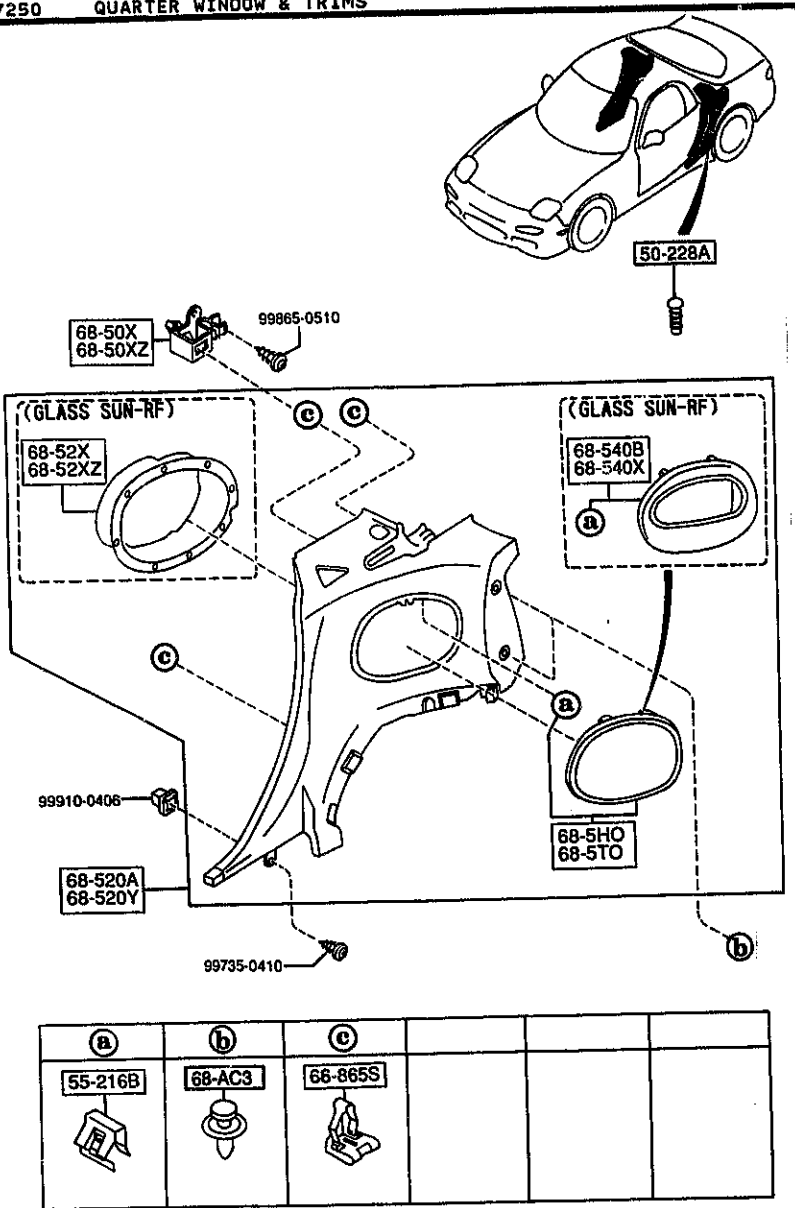
AUFA05

CAT. AUFA05-03

1995-03

7250 QUARTER WINDOW & TRIMS

7250 -1 QUARTER WINDOW & TRIMS



PART NO.	QTY	MODEL/RESTRICTION	MODEL/RESTRICTION	MODEL/RESTRICTION	FRON-TO
50-228A D002-50-228	6	GROMMET			-3901
55-216B B092-55-257	4	SPRING,CENTER PANEL			
68-AC3 B467-68-AC3	6	FASTENER			
68-5HO FD01-68-5HOA A (FD01-68-5HOB)	1	GRILLE(R),SPEAKER			-3901
02	INT-	FE5 FE6 FE7 BLACK			
FD01-68-5HOB	1	(W/O SUN-RF) (STEEL SUN-RF)			3901-
02	INT-	FE5 FE6 FE7 BLACK			
68-5TO FD01-68-5WOA A (FD01-68-5WOB)	1	GRILLE(L),SPEAKER			-3901
02	INT-	FE5 FE6 FE7 BLACK			
FD01-68-5WOB	1	(W/O SUN-RF) (STEEL SUN-RF)			3901-
02	INT-	FE5 FE6 FE7 BLACK			
68-50X FD01-68-505	1	BRACKET(R),QUARTER T RIM			
68-50XZ FD01-68-509	1	BRACKET(L),QUARTER T RIM			
68-52X FD05-68-5C1	1	POCKET(R),QTR. TRIM (GLASS SUN-RF)			
02	INT-	FE5 FE6 FE7 BLACK			
68-52XZ FD05-68-5N1	1	POCKET(L),QTR. TRIM (GLASS SUN-RF)			
02	INT-	FE5 FE6 FE7 BLACK			
68-520A FD05-68-520F	1	TRIM(R),QUARTER (GLASS SUN-RF)			
3901 FD333*-300438					

AUFA05

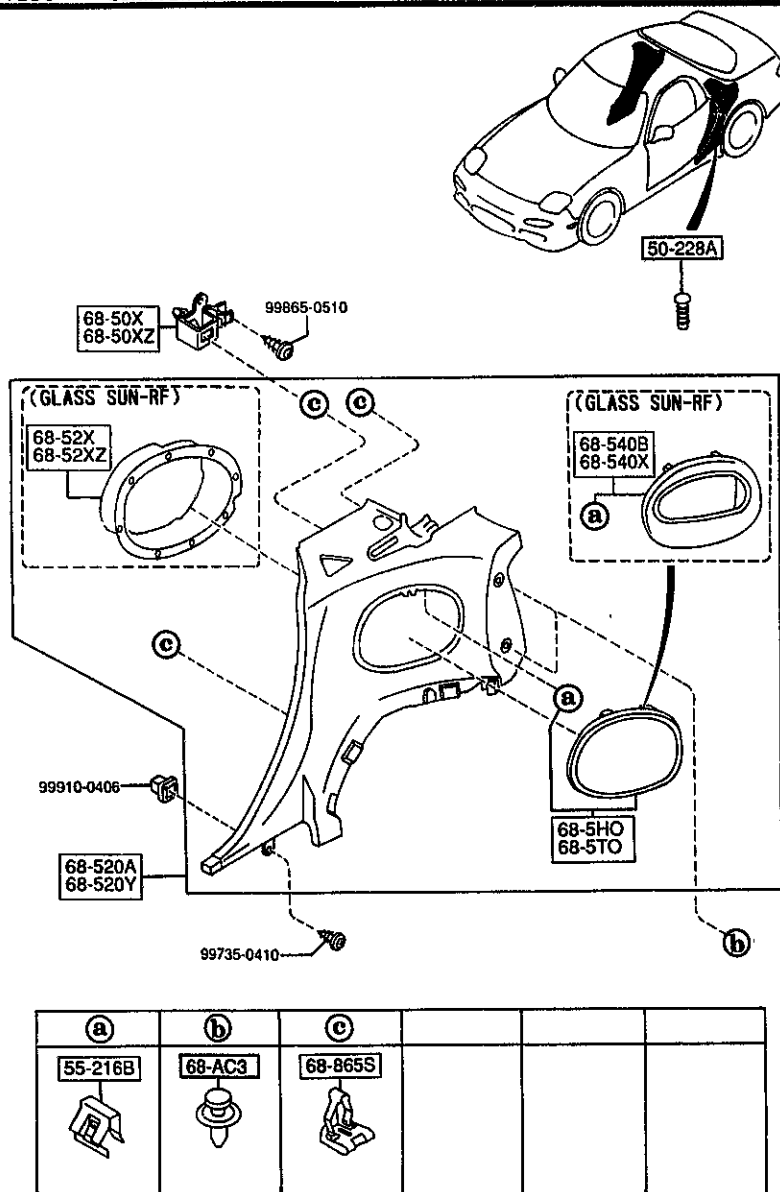
CAT. AUFA05-03

1995-03

3-J10

7250 QUARTER WINDOW & TRIMS

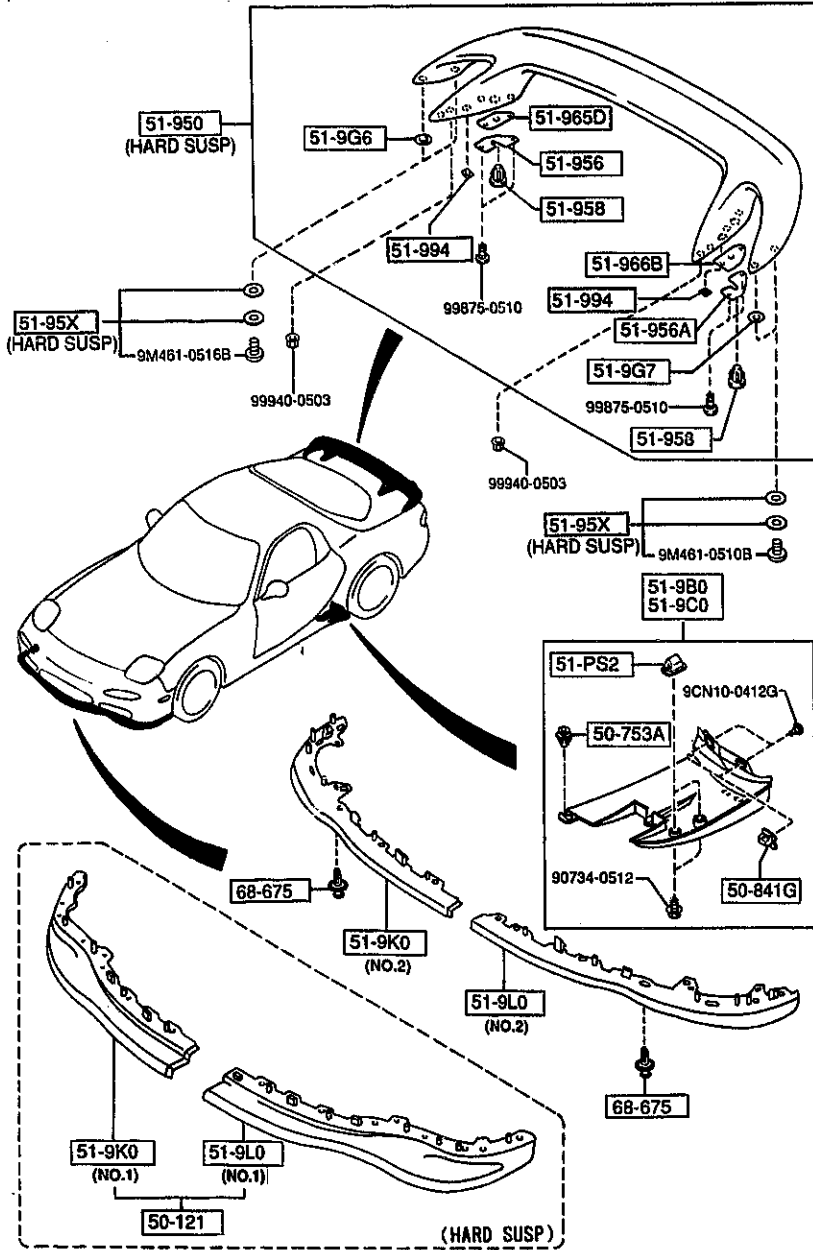
7250 -2 * QUARTER WINDOW & TRIMS



PART NO.	QTY	MODEL/RESTRICTION	MODEL/RESTRICTION	MODEL/RESTRICTION	FROM-TO
CONT'D					
02	INT-	FE5 FE6 FE7 BLACK			-3901
FD01-68-520G A (FD01-68-520H)	1				
02	INT-	FE5 FE6 FE7 BLACK			3901-
FD01-68-520H	1	(W/O SUN-RF) (STEEL SUN-RF)			
02	INT-	FE5 FE6 FE7 BLACK			
68-520Y		TRIM(L), QUARTER			
FD05-68-550F	1	(GLASS SUN-RF)			
02	INT-	FE5 FE6 FE7 BLACK			
FD01-68-550G A (FD01-68-550H)	1				-3901
02	INT-	FE5 FE6 FE7 BLACK			3901-
FD01-68-550H	1	(W/O SUN-RF) (STEEL SUN-RF)			
02	INT-	FE5 FE6 FE7 BLACK			
68-540B		COVER(R), QTR. TRIM			
FD05-68-5CX	1	(GLASS SUN-RF)			
02	INT-	FE5 FE6 FE7 BLACK			
68-540X		COVER(L), QTR. TRIM			
FD05-68-5NX	1	(GLASS SUN-RF)			
02	INT-	FE5 FE6 FE7 BLACK			
68-865S		CLIP, TRIM			
GJ12-68-865	18				
3901 FD333X-300438					

7800 SPOILERS & RELATED PARTS

7800 -1 SPOILERS & RELATED PARTS



PART NO.	QTY	MODEL/RESTRICTION	MODEL/RESTRICTION	MODEL/RESTRICTION	FROM-TO
50-121		DAM,AIR-SKIRT			
FD03-51-9H0	1	(HARD SUSP)			
50-753A		FASTENER			
G043-50-753	2				
50-841G		GROMMET,SCREW			
F044-51-912	4				
51-PS2		SCREW,GROMMET			
FC17-51-PS2A	4				
51-9B0		SPOILER(R),SIDE			
FD01-51-9B0B	1				
51-9C0		SPOILER(L),SIDE			
FD01-51-9C0B	1				
51-9G6		GASKET(R),SPOILER			
FD03-51-9G6	1	(HARD SUSP)			
51-9G7		GASKET(L),SPOILER			
FD03-51-9G7	1	(HARD SUSP)			
51-9K0		SKIRT(R),FRONT AIR D AM			
FD03-51-9H1A	1	(ILLUST. NO.1) (HARD SUSP)			
FD01-51-9K1	1	(ILLUST. NO.2)			
51-9L0		SKIRT(L),FRONT AIR D AM			
FD03-51-9H2A	1	(ILLUST. NO.1) (HARD SUSP)			
FD01-51-9L1	1	(ILLUST. NO.2)			
51-95X		SCREW SET			
BW1N-51-95X	4	(HARD SUSP)			
51-950		SPOILER,REAR			
FD03-51-960A	1	(HARD SUSP)			
M8	EXT-	M8 2A MONTEGO BLUE M			
NU	EXT-	NT NU VINTAGE RED			
3B02 FD333*-301137					

-3B02

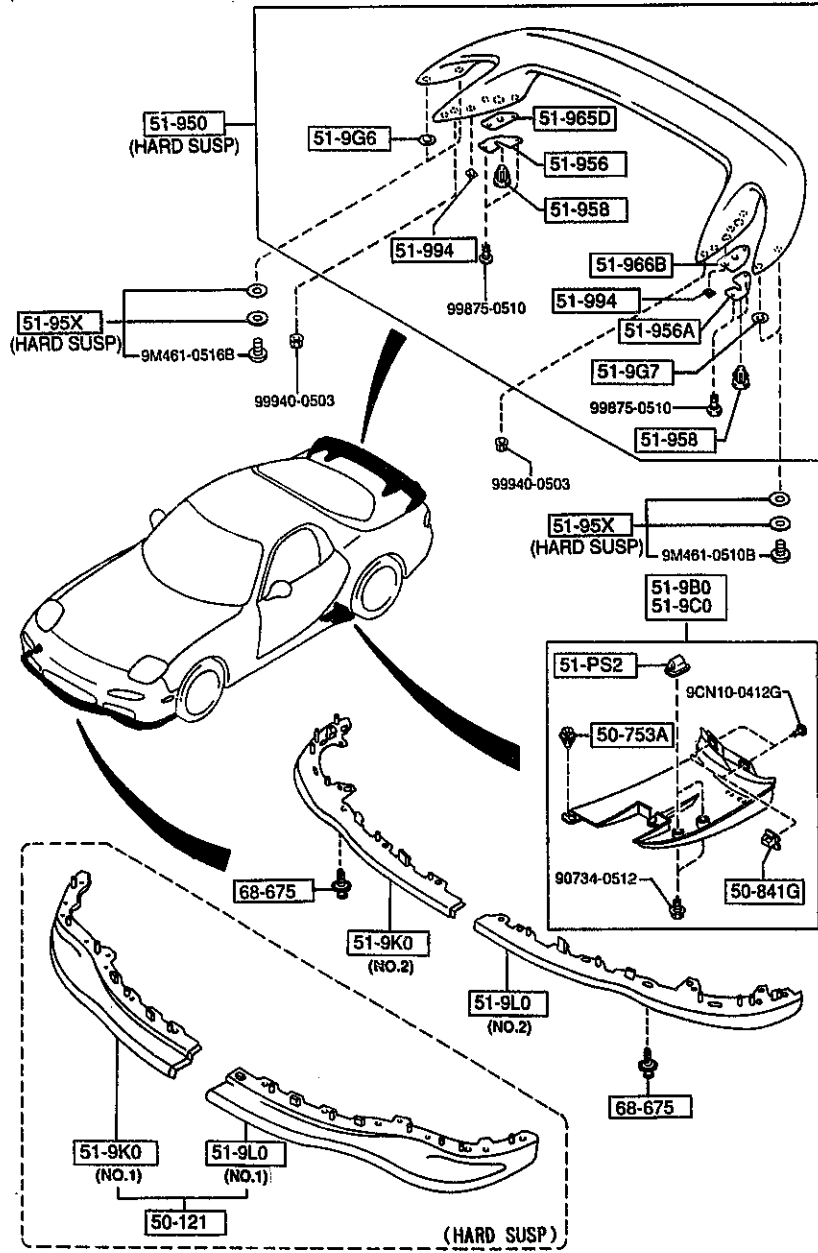
AUFA05

CAT. AUFA05-03

1995-03

7800 SPOILERS & RELATED PARTS

7800 -2 SPOILERS & RELATED PARTS



PART NO.	QTY	MODEL/RESTRICTION	MODEL/RESTRICTION	MODEL/RESTRICTION	FROM-TO
CONT'D					
PT	EXT-	PT VX CHAST WHITE			
PZ	EXT-	PX PZ BRILLIANT BLACK			
3L	EXT-	3L 4G SILVER STONE METALLIC			
FD03-51-960B	1	(HARD SUSP)			3B02-4510
MB	EXT-	MB 2A MONTEGO BLUE M			
NU	EXT-	NT NU VINTAGE RED			
PT	EXT-	PT VX CHAST WHITE			
PZ	EXT-	PX PZ BRILLIANT BLACK			
3L	EXT-	3L 4G SILVER STONE METALLIC			
*FD03-51-960C	1	(HARD SUSP)			4510-
* MB	EXT-	MB 2A MONTEGO BLUE M			
* NU	EXT-	NT NU VINTAGE RED			
* PT	EXT-	PT VX CHAST WHITE			
* PZ	EXT-	PX PZ BRILLIANT BLACK			
* 3L	EXT-	3L 4G SILVER STONE METALLIC			
		51-956	BRACKET(R), SPOILER		
FD03-51-965	1	(HARD SUSP)			
		51-956A	BRACKET(L), SPOILER		
FD03-51-966	1	(HARD SUSP)			
		51-958	CLIP, SPOILER		
B459-51-958	2	(HARD SUSP)			
		51-965D	GASKET(C), SPOILER		
FD03-51-968	1				-3B02
AN(FD03-51-968A)					
FD03-51-968A	1	(HARD SUSP)			3B02-
		51-966B	GASKET, SPOILER		
FD03-51-969	1				-3B02
AN(FD03-51-969A)					
FD03-51-969A	1	(HARD SUSP)			3B02-
3B02 FD333*-301137					
4510 FD333*-303536					

AUFA05

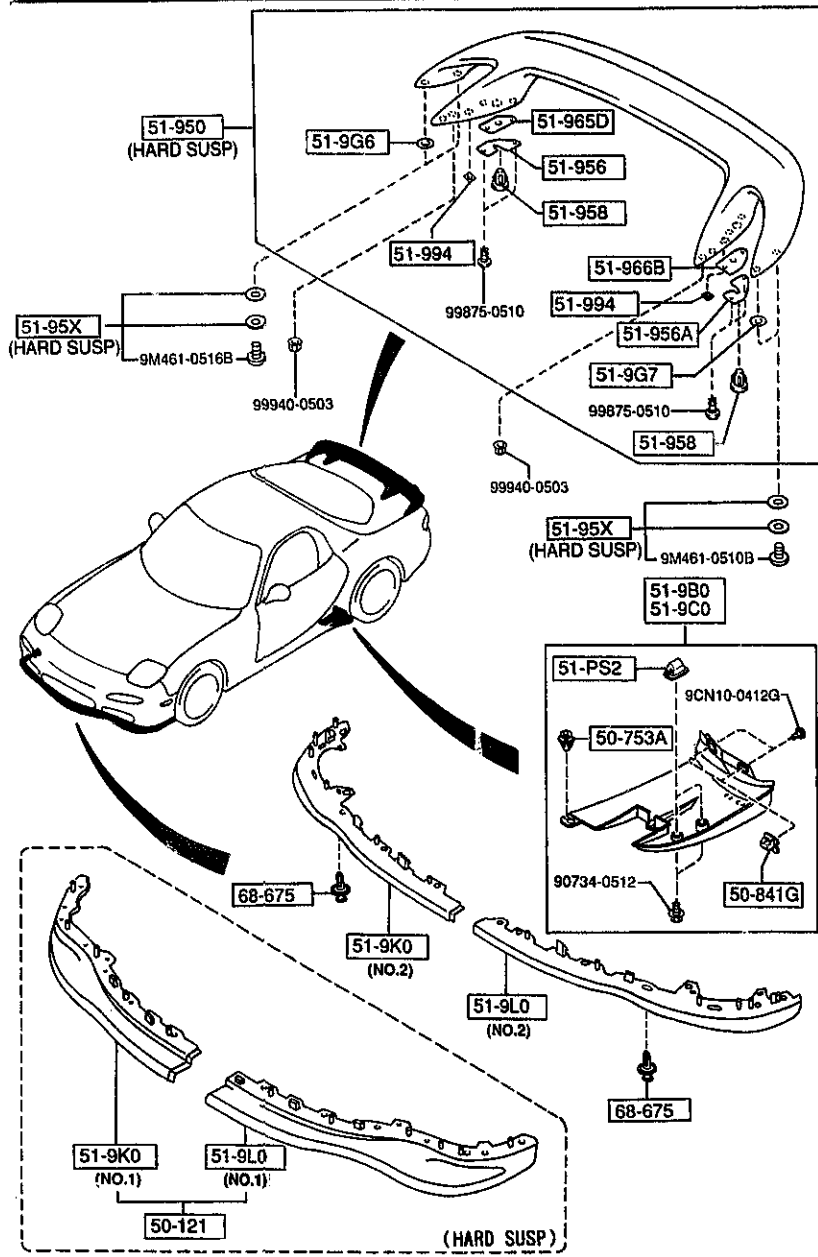
CAT. AUFA05-03

1995-03

3-M10

7800 -3 * SPOILERS & RELATED PARTS

7800 SPOILERS & RELATED PARTS



PART NO.	QTY	MODEL/RESTRICTION	MODEL/RESTRICTION	MODEL/RESTRICTION	FROM-TO
51-994		GASKET,RR SPOILER			
*FD003-51-994	2	(HARD SUSP)			4510-
68-675		FASTENER			
B100-68-675	2				
00	EXT-	M8 NT NU PT PX PZ VX 2A 3L 4G N6 BLACK			
4510 FD333*-303536					

AUFA05

CAT. AUFA05-03

1995-03

PART NUMBER INDEX

This index is listed in the following sequence.

GENERAL PARTS

EXAMPLE

- ① Model/Type
Third, in the sequence of model/types (1st-4th digits)
- ② Group
First, in the sequence of group (5th & 6th digits)
- ③ Part
Second, in the sequence of part (7th-9th digits)

INDEX DES NOMBRES DE PIÈCES

Cet index a été composé selon la séquence suivante.

PIÈCES GÉNÉRALES

EXEMPLE

- ① Modèle/type
Troisièmement, séquence du modèle/type (1er à 4ème chiffres)
- ② Groupe
Premièrement, séquence du groupe (5ème et 6ème chiffres)
- ③ Pièce
Deuxièmement, séquence de la pièce (7ème à 9ème chiffres)

NUMERO INDICE DE PIEZA

Este indice se ordena en la siguiente secuencia.

PIEZAS GENERALES

EJEMPLO

- ① Tipo de modelo
Tercero, en la secuencia de tipo de modelo (entre las cifras 1ro-4to lugar)
- ② Grupo
Primero, en la secuencia de grupo (las cifras en 5to y 6to lugar)
- ③ Pieza
Segundo, en la secuencia de pieza (entre las cifras 7mo-9no lugar)

TEILENUMMERN

Die Teilenummern setzen sich wie folgt zusammen.

ALLGEMEINE TEILE

BEISPIEL

- ① Modell/Typ
Angabe des Modells bzw. Typs (1. bis 4. Ziffer)
- ② Baugruppe
Angabe der Baugruppe (5. und 6. Ziffer)
- ③ Teil
Angabe des Teils (7. bis 9. Ziffer)

① ② ③
┌───┬───┬───┐
B A 0 1 6 0 3 5 0

STANDARD PARTS

Standard Parts are listed in numerical sequence after General Parts.
(Note: Those parts which do not have D-Code are not listed in the index.)

PIÈCES STANDARD

Les pièces standard sont énumérées selon une séquence numérique après les pièces générales.
(Remarque: Les pièces qui ne possèdent pas de code D ne sont pas mentionnées dans cet index.)

PIEZAS NORMALES

Las piezas normales se numeran secuencialmente después de las Piezas generales.
(Nota: Las piezas que no tienen un código D no están en el índice.)

STANDARDTEILE

Die Standardteile sind nach den allgemeinen Teilen mit fortlaufender Numerierung aufgeführt.
(Hinweis: Teile ohne D-Code sind nicht aufgeführt.)

N3A1-10-420B 1-E3	N3A1-13-C80B 1-F4	FES1-13-329 1-H4	N3A3-13-820A 1-E5	N3A1-14-702 1-H6	N3A1-15-907 1-N6
N3A1-10-424A 1-E3	N3A2-13-C80C 1-F4	N3A1-13-329 1-E4	N3A2-13-840 2-D6	N3A1-14-708 1-I6	N3A1-15-908 1-N6
N3YA-10-427 1-H3	N3C1-13-C9Y 1-M4	N3A1-13-33X 1-E4	N3A1-13-885 1-F4	N3A2-14-708 1-C9	N3A1-15-910A 1-N6
02-000 *	N3A1-13-W6X 1-C5	N3C1-13-330 1-T5	N3A3-13-885 1-J5	N3B2-14-708 1-I6	NF01-15-932 1-E8
N3A1-10-450A 1-E3	N3A2-13-W6X 1-C5	N3A1-13-35Z 1-F4	N3A1-13-887 1-F4	N3A1-14-710B 1-I6	N3A1-15-932 1-N6
0839-10-455 1-H3	N3A1-13-W60 1-C5	N390-13-350 2-K6	N3A2-13-887A 1-J5	N3A2-14-710B 1-I6	N3A1-15-932A 1-N6
N3A1-10-470 3-G6	N3A2-13-W60 1-C5	N304-13-356B 3-G6	N3A3-13-888 1-J4	N3A1-14-720B 1-I6	N3A1-15-933 1-N6
N3A1-10-498 1-H3	N3A1-13-W64 1-C5	N3C1-13-36V 1-T4	N3A2-13-889A 2-C8	N3A1-14-770B 1-I6	N3A1-15-933A 1-N6
N3A1-10-500 1-H3	N3A2-13-W64 1-C5	FES1-13-363 1-H4	NF01-13-890 1-J5	N3A2-14-770B 1-C9	N3A1-15-934 1-N6
N3A1-10-502 1-H3	N3A1-13-W68 1-C5	NF01-13-363 1-C9	N3A1-13-890 1-J5	3-L7	N3A1-15-94Y 1-N6
N3A1-10-507 1-H3	N390-13-W69 1-C5	0222-13-363 1-H6	N3A3-13-97X 1-J4	N3A1-14-780B 1-I6	N3A1-15-966 1-N6
0813-10-555A 1-F3	N3A1-13-W7X 1-C5	NF01-13-364 1-C9	N3A1-13-970 1-J4	N3A2-14-780B 1-C9	N390-15-966 1-E8
1668-10-556A 1-F3	N3A1-13-W70 1-C5	1-H6	N3A1-13-971 1-J4	1-I6	*****
N3A1-10-560B 1-H3	N3A1-13-W76 1-C5	1-H4	N3A2-13-971A 2-C8	N3A1-14-820 3-G6	* 16-000 *
N3A1-10-566 1-H3	N3A1-13-W8Y 1-C5	1-C4	N3A1-13-972 1-J4	N3A1-14-850A 1-I6	*****
*****	N3A1-13-W80 1-C5	1-F4	N3A1-13-978 1-J5	N3A3-14-850A 1-I6	*****
*****	N3A1-13-W86 1-C5	1-F4	NF01-13-988A 1-J5	N3A1-14-850 1-I6	*****
*****	N3A1-13-W87 1-C5	1-F4	N3A3-13-990 1-E5	*****	N315-16-111 1-C7
*****	N3A1-13-W89 1-C5	1-D4	N3A4-13-990 1-E5	* 15-000 *	*****
*****	JE17-13-ZE1 2-K6	1-D4	N3A1-13-991 1-E5	*****	N315-16-117 1-C7
*****	*****	1-F4	HE41-13-995 1-J5	* 15-000 *	N315-16-142 1-C7
*****	*****	2-K6	N3A1-13-410 2-C8	*****	N315-16-150 1-C7
*****	*****	1-K4	N3A1-13-421 2-C8	*****	N315-16-210B 1-C7
*****	*****	1-K4	N3A2-13-421 2-C8	*****	N315-16-221 1-C7
*****	*****	1-K4	N326-13-428A 1-J4	*****	N315-16-410B 1-C7
*****	*****	1-D4	N3A1-13-450A 1-D4	*****	N315-16-415 1-C7
*****	*****	1-F4	N390-13-453A 1-F4	*****	N315-16-416 1-C7
*****	*****	1-D4	N391-13-456 1-D4	*****	N315-16-460B 1-C7
*****	*****	1-F4	ESB6-13-461B 1-F4	*****	N315-16-460C 1-C7
*****	*****	1-D4	N3A1-13-461 1-D4	*****	N315-16-510 1-C7
*****	*****	1-D4	N3C1-13-46B 1-D4	*****	N315-16-515 1-C7
*****	*****	2-D6	N3A1-13-491 2-D6	*****	N315-16-520B 1-D7
*****	*****	1-J4	N3A1-13-496 1-J4	*****	N315-16-522 1-C7
*****	*****	1-C4	NF01-13-524 1-C4	*****	N315-16-921 2-I6
*****	*****	1-I5	0810-13-104 1-I5	*****	*****
*****	*****	1-F4	N3A1-13-53X 1-F4	*****	* 17-000 *
*****	*****	1-F4	N3C1-13-530 1-F4	*****	*****
*****	*****	2-D6	N386-13-535 2-D6	*****	H501-17-103 1-D7
*****	*****	1-F4	N3A1-13-54X 1-F4	*****	R526-17-103 1-F7
*****	*****	1-F4	N3A1-13-540A 1-F4	*****	1-I9
*****	*****	1-E4	N3A1-13-550 1-E4	*****	2-J5
*****	*****	1-E4	N3A1-13-56X 1-E4	*****	S524-17-112 1-F7
*****	*****	1-E4	N3A1-13-56YB 1-E4	*****	F401-17-121 1-I9
*****	*****	1-D5	N3A1-13-640 1-D5	*****	R501-17-121 1-F7
*****	*****	1-D5	N3A2-13-640 1-D5	*****	0107-17-121 1-F7
*****	*****	1-I5	N3A1-13-655 1-I5	*****	0810-17-121 1-F7
*****	*****	1-C4	N3A1-13-661 1-C4	*****	2-J5
*****	*****	1-I5	N3A1-13-681 1-I5	*****	P501-17-125A 1-F7
*****	*****	1-I5	N3A1-13-691 1-I5	*****	R501-17-20A 1-F7
*****	*****	1-D4	N3A1-13-692A 1-I5	*****	R501-17-204 1-I7
*****	*****	1-D4	N3A1-13-70Y 1-D4	*****	R502-17-204 1-I7
*****	*****	1-F4	N3C1-13-700 1-F4	*****	R509-17-21X 1-I7
*****	*****	1-D4	NF01-13-708A 1-D4	*****	R503-17-221B 1-I7
*****	*****	1-F4	N3A1-13-710 1-F4	*****	0317-17-225 1-I7
*****	*****	1-F4	N3A2-13-710 1-F4	*****	R527-17-230 1-I7
*****	*****	1-I5	N3A1-13-712 1-I5	*****	R523-17-240 1-I7
*****	*****	1-J5	N3A1-13-721 1-J5	*****	F401-17-243A 1-I7
*****	*****	1-J5	N3A1-13-726 1-J5	*****	R535-17-250 1-J7
*****	*****	1-E5	1480-13-730 1-E5	*****	R583-17-26Y 1-J7
*****	*****	1-E5	NF01-13-735 1-E5	*****	S504-17-26Y 1-J7
*****	*****	1-M4	N3A1-13-735 1-M4	*****	R523-17-260A 1-J7
*****	*****	1-M4	N3C1-13-751 1-M4	*****	W501-17-263A 1-J7
*****	*****	1-E5	N3A3-13-753 1-E5	*****	G401-17-264 1-J7
*****	*****	1-E5	N3A3-13-754A 1-E5	*****	R501-17-264 1-J7
*****	*****	1-J5	N3A1-13-761A 1-J5	*****	M502-17-265C 1-J7
*****	*****	1-I4	N3A1-13-765 1-I4	*****	R503-17-265B 1-J7
*****	*****	1-N4	N3A1-13-766 1-N4	*****	R514-17-265B 1-J7
*****	*****	1-N4	N3A1-13-767 1-N4	*****	R507-17-268 1-F7
*****	*****	1-N4	N3A2-13-768 1-N4	*****	R513-17-270A 1-J7
*****	*****	1-J4	N3A1-13-785 1-J4	*****	0884-17-274 1-J7
*****	*****	1-N4	N3A3-13-786 1-N4	*****	0884-17-275B 1-J7
*****	*****	1-E5	N3A3-13-810 1-E5	*****	3648-17-275A 1-J7
*****	*****	1-E5	N3A4-13-810 1-E5	*****	0839-17-276 1-J7
*****	*****	1-E5	N3A1-13-812 1-E5	*****	0839-17-277 1-K7
*****	*****	2-D6	N3A1-13-815A 2-D6	*****	0839-17-278 1-K7
*****	*****	2-D6	N3A7-13-815 2-D6	*****	R505-17-281 1-K7
*****	*****	2-D6	N3A1-13-816A 2-D6	*****	*****
*****	*****	1-I5	1481-13-240A 1-I5	*****	*****
*****	*****	1-I5	1482-13-240A 1-I5	*****	*****
*****	*****	1-E4	N3C1-13-245 1-E4	*****	*****
*****	*****	1-E4	N3A1-13-246A 1-E4	*****	*****
*****	*****	1-M4	N3A1-13-247 1-M4	*****	*****
*****	*****	1-E4	N3A2-13-247 1-E4	*****	*****
*****	*****	1-M4	N3A3-13-247 1-M4	*****	*****
*****	*****	1-M4	N3A1-13-249 1-M4	*****	*****
*****	*****	1-K4	N3A1-13-250 1-K4	*****	*****
*****	*****	1-K4	N3A2-13-250 1-K4	*****	*****
*****	*****	1-I5	N236-13-253A 1-I5	*****	*****
*****	*****	1-K4	8574-13-253 1-K4	*****	*****
*****	*****	1-K4	NF01-13-257A 1-K4	*****	*****
*****	*****	1-K4	N3A1-13-257 1-K4	*****	*****
*****	*****	1-L4	N3A1-13-280 1-L4	*****	*****
*****	*****	1-L4	N253-13-282 1-L4	*****	*****
*****	*****	1-I5	N3A1-13-300A 1-I5	*****	*****
*****	*****	1-M4	F201-13-302A 1-M4	*****	*****
*****	*****	1-M4	N3A1-13-320 1-M4	*****	*****
*****	*****	1-I5	1491-13-240A 1-I5	*****	*****
*****	*****	1-I5	1492-13-240A 1-I5	*****	*****
*****	*****	1-E4	N3C1-13-245 1-E4	*****	*****
*****	*****	1-E4	N3A1-13-246A 1-E4	*****	*****
*****	*****	1-M4	N3A1-13-247 1-M4	*****	*****
*****	*****	1-E4	N3A2-13-247 1-E4	*****	*****
*****	*****	1-M4	N3A3-13-247 1-M4	*****	*****
*****	*****	1-M4	N3A1-13-249 1-M4	*****	*****
*****	*****	1-K4	N3A1-13-250 1-K4	*****	*****
*****	*****	1-K4	N3A2-13-250 1-K4	*****	*****
*****	*****	1-I5	N236-13-253A 1-I5	*****	*****
*****	*****	1-K4	8574-13-253 1-K4	*****	*****
*****	*****	1-K4	NF01-13-257A 1-K4	*****	*****
*****	*****	1-K4	N3A1-13-257 1-K4	*****	*****
*****	*****	1-L4	N3A1-13-280 1-L4	*****	*****
*****	*****	1-L4	N253-13-282 1-L4	*****	*****
*****	*****	1-I5	N3A1-13-300A 1-I5	*****	*****
*****	*****	1-M4	F201-13-302A 1-M4	*****	*****
*****	*****	1-M4	N3A1-13-320 1-M4	*****	*****
*****	*****	1-I5	1491-13-240A 1-I5	*****	*****
*****	*****	1-I5	1492-13-240A 1-I5	*****	*****
*****	*****	1-E4	N3C1-13-245 1-E4	*****	*****
*****	*****	1-E4	N3A1-13-246A 1-E4	*****	*****
*****	*****	1-M4	N3A1-13-247 1-M4	*****	*****
*****	*****	1-E4	N3A2-13-247 1-E4	*****	*****
*****	*****	1-M4	N3A3-13-247 1-M4	*****	*****
*****	*****	1-M4	N3A1-13-249 1-M4	*****	*****
*****	*****	1-K4	N3A1-13-250 1-K4	*****	*****
*****	*****	1-K4	N3A2-13-250 1-K4	*****	*****
*****	*****	1-I5	N236-13-253A 1-I5	*****	*****
*****	*****	1-K4	8574-13-253 1-K4	*****	*****
*****	*****	1-K4	NF01-13-257A 1-K4	*****	*****
*****	*****	1-K4	N3A1-13-257 1-K4	*****	*****
*****	*****	1-L4	N3A1-13-280 1-L4	*****	*****
*****	*****	1-L4	N253-13-282 1-L4	*****	*****
*****	*****	1-I5	N3A1-13-300A 1-I5	*****	*****
*****	*****	1-M4	F201-13-302A 1-M4	*****	*****
*****	*****	1-M4	N3A1-13-320 1-M4	*****	*****
*****	*****	1-I5	1491-13-240A 1-I5	*****	*****
*****	*****	1-I5	1492-13-240A 1-I5	*****	*****
*****	*****	1-E4	N3C1-13-245 1-E4	*****	*****
*****	*****	1-E4	N3A1-13-246A 1-E4	*****	*****
*****	*****	1-M4	N3A1-13-247 1-M4	*****	*****
*****	*****	1-E4	N3A2-13-247 1-E4	*****	*****
*****	*****	1-M4	N3A3-13-247 1-M4	*****	*****
*****	*****	1-M4	N3A1-13-249 1-M4	*****	*****
*****	*****	1-K4	N3A1-13-250 1-K4	*****	*****
*****	*****	1-K4	N3A2-13-250 1-K4	*****	*****
*****	*****	1-I5	N236-13-253A 1-I5	*****	*****
*****	*****	1-K4	8574-13-253 1-K4	*****	*****
*****	*****	1-K4	NF01-13-257A 1-K4	*****	*****
*****	*****	1-K4	N3A1-13-257 1-K4	*****	*****
*****	*****	1-L4	N3A1-13-280 1-L4	*****	*****
*****	*****	1-L4	N253-13-282 1-L4	*****	*****
*****	*****	1-I5	N3A1-13-300A 1-I5	*****	*****
*****	*****	1-M4	F201-13-302A 1-M4	*****	*****
*****	*****	1-M4	N3A1-13-320 1-M4	*****	*****
*****	*****	1-I5	1491-13-240A 1-I5	*****	*****
*****	*****	1-I5	1492-13-240A 1-I5	*****	*****
*****	*****	1-E4	N3C1-13-245 1-E4	*****	*****
*****	*****	1-E4	N3A1-13-246A 1-E4	*****	*****
*****	*****	1-M4	N3A1-13-247 1-M4	*****	*****
*****	*****	1-E4	N3A2-13-247 1-E4	*****	*****
*****	*****	1-M4	N3A3-13-247 1-M4	*****	*****
*****	*****	1-M4	N3A1-13-249 1-M4	*****	*****
*****	*****	1-K4	N3A1-13-250 1-K4	*****	*****
*****	*****	1-K4	N3A2-13-250 1-K4	*****	*****
*****	*****	1-I5	N236-13-253A 1-I5	*****	*****
*****	*****	1-K4	8574-13-253 1-K4	*****	

PART NUMBER INDEX / INDEX DES NUMEROS DE PIÉCES / TEILENUMMER-INDEX / INDICE DE NUMERO DE PARTES

R502-17-283	1-K7	R507-17-540	1-H7	N326-18-X57	1-K8	N3A2-18-831A	3-H6	BV11-19-338	1-F11	BV65-19-5K5	1-M10	BV11-19-707	1-H11
Q839-17-287	1-K7	M501-17-543A	1-H7	F214-18-X60A	1-J8	N3A1-18-835	3-H6	BV11-19-341	1-H11	BV11-19-5K6	1-M10	BV65-19-710	1-K9
Q839-17-288	1-K7	R505-17-543	1-H7	NF01-18-X60A	1-L8	F202-18-840A	3-H6	BV11-19-347	1-19	BV65-19-5K6	1-N10	BV11-19-726	1-E9
R501-17-295	1-17	R502-17-550	1-H7	N326-18-X62A	1-J8	NF02-18-840	3-H6	BV65-19-360	1-K10	BV11-19-5K7	1-N10	BV11-19-732	1-H11
R501-17-299	1-K7	R502-17-551	1-H7	NF01-18-X65	1-L8	N370-18-840	3-H6	BV11-19-361	1-J9	BV11-19-5K8	1-N10	BV11-19-733	1-H11
R525-17-301	1-K7	R501-17-552	1-D8	N326-18-X65	1-J8	N391-18-840	1-L4	BV11-19-363	1-J9	BV11-19-5K9	1-N10	BV11-19-734	1-L11
R504-17-302A	1-K7	R526-17-570	1-H7	F214-18-X66	1-K8	N3A1-18-845	3-H6	BV65-19-363	1-J9	BV11-19-500A	1-N10	BV60-19-735	1-L9
Q821-17-303	1-K7	P501-17-575	1-H7	F214-18-X70	1-K8	N3A1-18-861A	3-H6	BV11-19-379	1-K10	BV45-19-500	1-N10	BV12-19-737	1-L9
R501-17-304	1-K7	R523-17-610	1-L7	NF01-18-X70	1-M8	E5A1-18-867	3-16	BV11-19-381	1-J9	BV11-19-503	1-N10	BV40-19-737	1-L9
Q839-17-305B	1-K7	R501-17-612	1-L7	N318-18-X71	1-K8	N3A3-18-881B	3-16	BV11-19-384	1-J9	BV11-19-504	1-N10	Q338-19-739	1-L9
R502-17-306A	1-17	R501-17-613	1-L7	N326-18-X71	1-K8	N3A4-18-881C	3-16	BV11-19-385	1-J9	BV11-19-505	1-N10	BV65-19-750A	1-C10
Q727-17-306	1-K7	R504-17-620	1-L7	NF01-18-X75	1-L8	N3C1-18-881A	3-16	BV11-19-386	1-J9	BV11-19-506	1-N10	BV65-19-765A	1-L11
R524-17-308	1-K7	R502-17-621A	1-M7	N315-18-X80	1-J8	N3C2-18-881A	3-16	BV11-19-387A	1-H11	BV11-19-507	1-N10	BV11-19-768	1-C10
M501-17-309	1-K7	3448-17-629	1-M7	N318-18-X80A	1-J8	N3A2-18-882	3-16	BV11-19-388	1-J9	BV11-19-508	1-N10	BV11-19-772	1-C10
R505-17-310B	1-L7	R501-17-631A	1-M7	N326-18-X87	1-K8	N3A2-18-883	3-16	BV11-19-389	1-J9	BV11-19-509A	1-C11	BV11-19-773	1-C10
Q821-17-313	1-L7	R501-17-632A	1-M7	NF01-18-X90	1-L8	N3A1-18-890	2-D6	BV11-19-391	1-J9	BV45-19-510	1-C11	BV45-19-774	1-C10
Q884-17-315	1-L7	R501-17-633A	1-M7	N326-18-X91	1-J8	N3A2-18-9E1B	3-16	Q358-19-395	1-J9	BV11-19-520	1-C11	BV11-19-776	1-C10
R502-17-316	1-L7	R501-17-634A	1-M7	NF01-18-X92	1-L8	N3A1-18-911	1-D5	BV11-19-397	1-K9	BV11-19-521	1-C11	BV11-19-791	1-C10
Q409-17-323	1-L7	R501-17-635	1-M7	N326-18-X92	1-H8	N3A2-18-911	1-D5	Q358-19-397	1-K9	BV11-19-522	1-C11	BV30-19-881	1-C10
Q884-17-325B	1-F7	R501-17-636	1-M7	N326-18-X93	1-K8	N3A1-18-921	3-16	BV11-19-481	1-K10	BV11-19-523	1-C11	BV66-19-805	1-C10
Q305-17-327	1-L7	R506-17-640	3-G6	E356-18-X95	1-J8	*****	*****	BV30-19-481	1-K10	BV45-19-540	1-C11	Q338-19-808	1-C10
R502-17-328	1-L7	R507-17-640	3-G6	NF01-18-X95	1-L8	*	*	BV11-19-482	1-K10	BV11-19-542	1-C11	BV40-19-810	1-D10
R526-17-350A	1-F7	R508-17-640	3-G6	N3A1-18-0FXA	3-C8	* 19-000	*	BV11-19-483	1-K10	BV66-19-805	1-C11	BV65-19-815	1-D10
R501-17-355A	1-F7	Q821-17-641B	1-M7	N3A2-18-0FXA	3-C8	*	*	BV11-19-484	1-F11	BV11-19-551	1-C11	BV11-19-818	1-D10
Q401-17-357A	1-D7	M502-17-651	1-M7	N3A1-18-0FY	3-C8	*****	*****	BV11-19-486	1-K10	BV65-19-551	1-F11	BV11-19-819	1-D10
R504-17-357	1-F7	M502-17-652	1-M7	N3A1-18-0SZ	3-C8	BV45-19-0J2	1-D10	BV11-19-487	1-F11	BV65-19-560	1-C11	BV11-19-831	1-D10
R505-17-357	1-F7	M502-17-653	1-M7	N3A1-18-0SZF	3-C8	BV40-19-020	1-C9	BV11-19-487	1-K10	BV45-19-561A	1-C11	BV50-19-832	1-D10
R502-17-358	1-F7	M502-17-654	1-M7	N3A2-18-057	3-C8	BV40-19-025	1-C9	BV11-19-488	1-K9	BV11-19-567	1-C11	BV11-19-833	1-D10
BV41-17-361	1-F11	M502-17-655	1-M7	N3A2-18-051H	3-C8	Q842-19-025	1-C9	BV11-19-489	1-K9	BV46-19-570	1-D11	BV11-19-834	1-L9
R502-17-361A	1-L7	Q862-17-660C	1-H7	N3A3-18-052	3-C8	BV65-19-027	1-C9	BV11-19-490	1-K9	BV45-19-571	1-D11	BV66-19-835	1-L9
M501-17-362	1-L7	M501-17-724	1-M7	N3A2-18-054	3-C8	BV65-19-030	1-H11	BV11-19-491	1-K9	BV11-19-572A	1-C11	BV65-19-836	1-L9
R501-17-351	1-C8	M501-17-725B	1-M7	N3A1-18-180	1-E8	3649-19-064A	1-C9	BV11-19-492	1-K9	BV11-19-573A	1-C11	BV11-19-837	1-D10
Q114-17-351	1-C8	R501-17-732	1-M7	N3A2-18-180	1-E8	BV65-19-090G	1-C9	BV11-19-493	1-K9	BV65-19-584	1-D11	Q338-19-837	1-L9
R502-17-371	1-G7	*****	*****	N3A3-18-100	1-E8	BV65-19-090H	1-C9	BV11-19-494	1-K9	BV11-19-587	1-D11	BV27-19-858	1-F9
R501-17-372	1-G7	*	*	N3A2-18-105A	1-E8	QV65-19-100	1-C9	BV11-19-495	1-H11	BV11-19-590	1-D11	BV11-19-849	1-D10
R501-17-373	1-G7	* 18-000	*	N3A1-18-110	1-E8	BV11-19-2D1	1-D9	BV11-19-496	1-H11	BV11-19-593	1-D11	BV11-19-853	1-D10
Q810-17-381A	1-G7	*	*	N3A2-18-110	1-E8	BV11-19-2D2	1-D9	BV11-19-497	1-H11	BV11-19-595	1-D11	BV65-19-870	1-L9
R501-17-385A	1-G7	*	*	N3A3-18-110	1-E8	BV11-19-2D3	1-D9	BV11-19-498	1-H11	BV11-19-6C1	1-D11	BV45-19-880	1-L9
BV65-17-400	3-G6	*****	*****	N3A4-18-110	1-E8	BV11-19-2D4	1-D9	BV11-19-499	1-K9	BV11-19-6C2	1-D11	BV65-19-890	1-L9
				N3X4-18-110	1-F8	BV11-19-2D5	1-D9	BV65-19-440	1-H11	BV11-19-6C3	1-D11		
						BV11-19-2D6	1-D9	BV45-19-443	1-H11	BV11-19-6C4	1-D11	BV65-19-9A0	1-E9
R505-17-400B	1-G7	N3A1-18-T09	1-E8	N3X5-18-110	1-F8	BV11-19-2D7	1-D9	BV65-19-444A	3-16	BV11-19-6C5	1-D11	BV65-19-9C0	1-E9
R522-17-402	1-C8	N3A2-18-T09	1-E8	N328-18-102	1-E8	BV65-19-210	1-D9	BV11-19-450	1-H11	BV11-19-6C6	1-D11	FU31-19-9D3A	1-E9
R501-17-404B	1-C8	F885-18-T41	3-G6	N329-18-110	1-E8	BT40-19-216	1-D9	BV11-19-451	1-L10	BV11-19-6C7	1-D11	BV65-19-9E0	1-E9
R505-17-406	1-D8	N3A1-18-T53	1-F8	N342-18-110	1-E8	BV66-19-220	1-D9	BV11-19-453	1-L10	BV46-19-6F1	1-E11	BV65-19-9F0A	1-E9
R522-17-411	1-C8	N3A1-18-T54	1-F8	N343-18-110	1-F8	BV60-19-221	1-D9	BV11-19-454A	1-N10	BV65-19-6H6	1-F11	BV65-19-920	1-E9
Q103-17-411	1-D8	B3C7-18-W05	1-H8	N345-18-110	1-F8	BV66-19-222	1-D9	BV11-19-456A	1-N10	BV65-19-6I1	1-F11	BV65-19-930	1-E9
R502-17-412A	1-C8	N390-18-W11	1-H8	N346-18-110	1-F8	BV66-19-240	1-D9	BV11-19-457A	1-N10	BV11-19-6J1	1-F11	BV65-19-933A	1-E9
R505-17-416	1-G7	RF71-18-W20	1-H8	Q8F1-18-140A	1-F8	BV11-19-241	1-D9	BV11-19-458A	1-N10	BV11-19-6K1	1-F11	FU9E-19-933	1-F9
R506-17-416	1-G7	N3A1-18-W25	1-H8	N3A1-18-188A	1-F8	BV11-19-242	1-E9	BV11-19-459A	1-N10	BV66-19-613	1-G11	BV65-19-940	1-F9
R522-17-421	1-C8	RF71-18-W26	1-H8	N3A1-18-190A	1-F8	BV11-19-247	1-D9	BV11-19-475	1-K9	BV65-19-615	1-G11	BV65-19-950A	1-F9
R506-17-422	1-C8	PN16-18-W27	1-H8	N3A1-18-211	3-G6	BV11-19-248	1-E9	BV11-19-480	1-L10	BV65-19-616	1-G11	BV65-19-968	1-F9
R512-17-431A	1-C8	N3A1-18-W35	1-H8	N3A1-18-221	3-G6	BV11-19-255	1-D9	BV11-19-484	1-L10	BV65-19-617	1-G11	BV65-19-981A	1-F9
R512-17-431B	1-C8	N3A1-18-W36	1-H8	N3A1-18-222	3-G6	BV50-19-255	1-C10	BV11-19-497	1-L10	BV65-19-618	1-G11		
R513-17-432	1-C8	N336-18-W36	1-H8	N3A1-18-251	1-F8	BV11-19-257	1-E9	BV11-19-498	1-L10	BV65-19-619	1-G11	*****	*****
R502-17-435	1-C8	N3A1-18-W45	1-H8	N3A1-18-300A	1-H8	BV11-19-257	1-E9	BV11-19-499	1-L10	BV65-19-620	1-G11	* 20-000	*
Q221-17-441A	1-C8	N3A1-18-W50	1-H8	N3A1-18-360B	1-F8	BV11-19-257	1-E9	BV11-19-500	1-L10	BV65-19-621	1-G11	*****	*****
Q221-17-441A	1-C8	N3A1-18-W51	1-H8	N3A1-18-381	1-F8	BV11-19-257	1-E9	BV11-19-501	1-L10	BV65-19-622	1-G11		
1011-17-443	1-G7	N3A1-18-W51	1-H8	N3A2-18-381	1-F8	BV11-19-257	1-E9	BV11-19-502	1-L10	BV65-19-623	1-G11	N3A2-20-180	1-L4
		N3A1-18-W70	1-H8	N3A1-18-397	1-F8	BV11-19-257	1-E9	BV11-19-503	1-L10	BV65-19-624	1-G11	N3A1-20-190	1-D5
		JE48-18-W70	1-H8	N3A1-18-400B	1-L8	BV11-19-257	1-E9	BV11-19-504	1-L10	BV65-19-625	1-G11	N350-20-190	1-D5
		B3C7-18-W77	1-H8	NF01-18-400B	1-L8	BV11-19-257	1-E9	BV11-19-505	1-L10	BV65-19-626	1-G11	N3A1-20-200	1-M4
		N3A1-18-W80	1-H8	N3A1-18-400	1-J8	BV11-19-257	1-E9	BV11-19-506	1-L10	BV65-19-627	1-G11	N3A1-20-210	1-N4
						BV11-19-257	1-E9	BV11-19-507	1-L10	BV65-19-628	1-G11	N3A2-20-220	1-N4
R504-17-455	1-G7	NF01-18-X80A	1-L8	JE15-18-51X	3-H6	BV11-19-257	1-E9	BV11-19-508	1-L10	BV65-19-629	1-G11	N3A1-20-250	1-N4
R522-17-461A	1-G7	N3A1-18-X80	1-J8	KL01-18-51X	3-H6	BV11-19-257	1-E9	BV11-19-509	1-L10	BV65-19-630	1-G11	N390-20-250	1-I4
Q398-17-462A	1-C8	E356-18-X01	1-K8	AM15-18-520A	1-N8	BV11-19-257	1-E9	BV11-19-510	1-L10	BV65-19-631	1-G11	N3A1-20-285	1-C4
R504-17-470A	1-D8	F210-18-X01	1-M8	N251-18-520B	1-N8	BV11-19-257	1-E9	BV11-19-511	1-L10	BV65-19-632	1-G11	N3A3-20-300	1-K5
M501-17-474	1-G7	NF01-18-X05	1-L8	N252-18-520E	1-N8	BV11-19-257	1-E9	BV11-19-512	1-L10	BV65-19-633	1-G11	N3A1-20-305A	1-K5
Q303-17-474	1-D8	N326-18-X05	1-J8	FE50-18-522	1-N8	BV11-19-257	1-E9	BV11-19-513	1-L10	BV65-19-634	1-G11	N3A1-20-35X	1-I4
M501-17-475	1-G7	G601-18-X06	1-M8	N3A1-18-591E	1-N8	BV11-19-257	1-E9	BV11-19-514	1-L10	BV65-19-635	1-G11	N3C1-20-339	1-K5
R501-17-476	1-H7	NF01-18-X10	1-M8	N3A1-18-591F	1-N8	BV11-19-257	1-E9	BV11-19-515	1-L10	BV65-19-636	1-G11	N3C2-20-339	1-K5
M513-17-480A	1-D8	N3A1-18-X10	1-K8	N3A1-18-593B	1-N8	BV11-19-257	1-E9	BV11-19-516	1-L10	BV65-19-637	1-G11	N3C3-20-339	1-K5
R503-17-481	1-D8	N315-18-X10	1-K8	N3A2-18-593A	1-N8	BV11-19-257	1-E9	BV11-19-517</					

N3A1-40-290	2-E6	FD01-42-720	2-M6	NA23-43-7A2	2-L7	NA20-45-920B	2-K7	FB01-50-133C	2-K7	FD01-51-SC0D	2-E11	FD07-51-40XB	2-J10
RF36-40-305	2-E6	B455-42-761	2-L6	NA23-43-7A3	2-L7	FD01-45-930	2-D8	FB01-50-144	2-F10	FD01-51-SD0D	2-E11	FD07-51-400B	2-J10
N378-40-307	2-E6	FD01-42-761	2-M6	NA23-43-7A4	2-L7	FD01-45-940A	2-D8	3597-50-152	2-H12	FD01-51-SE1A	2-D11	3972-51-402	2-J10
N3A1-40-354	2-E6	FD01-42-762	2-L6	NA23-43-7A6	2-L7	FD01-45-95X	2-D8	FD01-50-170B	2-E10	FD01-51-SE2A	2-D11	FD07-51-403A	2-J10
JE10-40-355	1-G4	B529-42-763	2-N6	NA23-43-7A7	2-L7	FD01-45-960	2-D8	FD01-50-221B	2-H10	FDY2-51-SM1	2-D11	LA01-51-440A	2-E12
	2-E6	FD01-42-763	2-N6	NA23-43-7A8	2-L7	H002-45-961	2-C7	D001-50-222	2-F10	FDY2-51-SM2	2-D11	G225-51-441	2-E12
JE11-40-355	2-E6	FD01-42-767	2-M6	FD04-43-7A9A	2-M7		2-M13	D002-50-228	3-J10	FD01-51-SL1A	2-D11	FD01-51-5E0B	2-H11
N3A8-40-356	2-E6	FD01-42-768	2-N6	NA23-43-7B3	2-M7		3-N8	FD01-50-231	2-H10	FD01-51-SL2A	2-D11	FD01-51-5E1B	2-H11
B545-40-815	2-F6	FD01-42-790	2-M6	FD05-43-70XB	2-M7	F048-45-964B	2-K7	BF82-50-233A	2-F10	FD01-51-S08A	2-D11	H380-51-5E2	2-H11
N3C1-40-860	2-F6	J001-42-910A	2-M6	F051-43-708A	2-M7	FD01-45-970	2-D8	FD01-50-260A	2-H10	FD01-51-S1Y	2-E11	FD01-51-5F0B	2-H11
N3A1-40-865A	2-F6	BC1M-42-980	2-M6	FD04-43-71YC	2-M7	FD01-45-980	2-D8	FD01-50-3A0	2-H10	FD01-51-0A1	2-N10	FD01-51-5F1B	2-H11
N3A1-40-870B	2-F6	FB01-42-980	2-M6	FD01-43-710A	2-J7	FD01-45-990	2-D8	FD01-50-3B0	2-H10	B455-51-0A6	2-C11	FD01-51-5H0D	2-N11
N3A1-40-872	2-F6	FB01-42-985	2-N6	FD04-43-72YC	2-M7			FD01-50-31X	2-H10	FD01-51-0B7	2-N10	FD01-51-5H1C	2-N11
				FD01-43-720A	2-J7			FD07-50-31Y	2-H10	BR70-51-0E1	2-N10	FD01-51-5H2	2-N11
*****		*****		FD05-43-73XC	2-M7	*****		FD01-50-510E	2-M10	FD01-51-0K0D	2-N10	FD01-51-5H3	2-N11
* 41-000 *		* 43-000 *		FD01-43-740B	2-G7	* 46-000 *		FD01-50-516A	2-M10	FD01-51-0K7	2-N10	FD01-51-5H4	2-N11
*****		*****		FD01-43-750C	2-M7	*****		FD01-50-530E	2-M10	FD01-51-0K8	2-N10	FD01-51-5J0D	2-N11
				FD04-43-780F	2-M7	FD02-46-AT1	2-E8	FD01-50-536A	2-M10	FD01-51-0L0D	2-N10	FD01-51-5J1C	2-N11
				FD04-43-800B	2-G7			FD01-50-538A	2-M10	FD01-51-0L5	2-N10	FD01-51-5J3	2-N11
				FD01-43-810A	2-J7			FD01-50-539A	2-M10	H380-51-013	3-H7	FD01-51-5T0	2-G10
0727-41-023	2-D7	H261-43-028	2-F7	FD01-43-836B	2-H7	FD02-46-030	2-E8	FD01-50-6AXB	2-L10	FD01-51-025	2-N10	FD01-51-5V0	2-G10
0727-41-131	2-D7	FD01-43-041	2-D7	FD01-43-840B	2-H7	FC07-46-040A	2-E8	NA01-50-6B1	2-L10	FD01-51-030D	2-N10	FD01-51-5Z1B	2-N11
0305-41-140	2-D7			F100-43-85Y	2-J7	J001-46-051	2-E8	NA01-50-6B2	2-L10	FC42-51-036	2-C11	FD01-51-577	2-K11
FD01-41-30XA	2-D7	HF23-43-090A	2-F7	B455-43-853	2-J7	FD02-46-058	2-E8	FD01-50-6B0B	2-L10	FD01-51-037	2-N10	FD01-51-58VC	2-N11
H266-41-341	2-G6	H001-43-095	2-M13	FD01-43-86XB	2-J7	FD02-46-10XE	2-E8	FD01-50-615	2-L10	FD02-51-037	2-N10	FD01-51-564A	2-N11
FD01-41-360A	2-I6	HF23-43-099	2-F7	FD01-43-86YB	2-J7	FD02-46-10GC	2-E8	FD01-50-619A	2-L10	FD01-51-040D	2-N10	FD01-51-585	2-K11
FD03-41-370	2-I6	HE01-43-140	2-F7	FD01-43-860E	2-M7	FD02-46-570A	2-E8	FD01-50-640A	2-M10	FD01-51-047	2-N10	FD01-51-589	2-N11
F100-41-370	2-I6			FD01-43-87XA	2-J7	0187-46-683	2-D7	FD01-50-644A	2-M10	FD01-51-056	2-G11	FD01-51-59XA	2-K11
G091-41-412	2-G6	D001-43-152	2-D7	FD01-43-87YA	2-J7	H380-46-684	1-I11	FD01-50-646B	2-M10	FD01-51-057	2-G11	FD01-51-591	2-K11
FD01-41-419	2-G6			FD04-43-920	2-M7	H380-46-689	1-I11	FD01-50-649A	2-M10	FD01-51-06XB	2-G11	FD01-51-594	2-K11
F100-41-421	2-G6	FB02-43-152A	2-E8	NA17-43-902	2-M7			FD01-50-650D	2-M10	FD01-51-060D	2-G11	FD01-51-6A5	2-H11
0813-41-422D	2-G6	F501-43-221A	2-G7	B01C-43-954	2-G7	*****		FD01-50-654A	2-M10	FD01-51-061	2-G11	FD01-51-661A	2-H11
H005-41-424	2-G6	FD04-43-250F	2-I7	FD01-43-980B	2-J7	* 49-000 *		FD01-50-7P0	2-H12	FD01-51-064A	2-G11	FD01-51-668	2-H11
H001-41-443	2-D7	FD04-43-260C	2-I7	*****		* 49-000 *		FB01-50-733	2-H10	B481-51-069	2-K11	FD01-51-669	2-H11
		FD04-43-270B	2-L7	* 44-000 *		*****		FD01-50-741C	2-D11	NA01-51-069	2-G11	FD01-51-671C	2-H11
B312-41-470	2-G6	FD04-43-280D	2-L7	* 44-000 *		*****		G043-50-742	3-E10	FD01-51-07XB	2-G11	FB01-51-665	2-E11
B312-41-522	2-H6	FD01-43-30XA	2-D7	*****		FB05-49-240	2-N4	FD01-50-751C	2-D11	FD01-51-070D	2-G11	NA01-51-669	2-E11
B312-41-532	2-H6	FD02-43-30XA	2-F7	*****		H005-49-460	2-H6	FD01-50-753	2-M13	FD01-51-071	2-G11	FD01-51-671	2-I11
FD01-41-600B	2-J6	FD04-43-311B	2-L7	*****		H005-49-470	2-H6	G043-50-753	3-L10	FD01-51-1E6	2-G11	FD01-51-674	2-I11
FD01-41-660B	2-J6	FD04-43-320D	2-L7	*****				FD01-50-783	2-H12	FD01-51-143	2-L11	FD01-51-676	2-J11
FD01-41-661B	1-C4	FD04-43-360B	2-I7	FD01-44-010G	2-N7	W001-49-510	2-H6	FD01-50-790A	2-H12	FD01-51-144	2-L11	FD01-51-677	2-I11
FD01-41-662B	1-M5	FD04-43-370B	2-I7	FD01-44-150	2-N7	B603-49-580	2-G7	B482-50-792	2-H12	EA02-51-146A	2-K11	FD01-51-678	2-I11
FD01-41-920	2-G6	FD04-43-40Z	2-H7	GA2B-44-375A	2-N7	F100-49-686	2-H7	FD02-50-792	2-K11	EA04-51-146A	2-L11	FD01-51-68YB	2-H11
F100-41-990B	2-G6	GDY1-43-40ZB	2-H7	0118-44-375	2-N7	0839-49-686A	2-H6	FD03-50-792	2-K11	8BFH-51-150	2-L11	FD01-51-680C	2-I11
		B6Y4-43-41Z	2-H7	FD01-44-410	2-N7			FD01-50-793	2-H12	FD01-51-151	2-L11	FD01-51-682	2-H11
		FD01-43-443A	2-G7	FD01-44-410A	2-N7	*****		FD01-50-794A	2-H12	FD01-51-152	2-M11	FD01-51-683	2-I11
		H001-43-443	2-G7	FD01-44-420A	2-N7	* 50-000 *		FD01-50-795	2-H12	FD01-51-153B	2-L11	FD01-51-684A	2-I11
		B603-43-45XA	2-G7	FD01-44-420B	2-N7	*****		GA7B-50-795	2-H12	FD01-51-155B	2-L11	FD02-51-684	2-I11
		FD04-43-58A	2-L7	*****		*****		UB39-50-795	2-E11	FD02-51-159	2-L11	FD01-51-69YB	2-H11
		W023-43-504	2-G6	*****		*****		E016-50-796	2-H12	8BFH-51-160	2-L11	FD01-51-690C	2-I11
B596-42-045	2-K6			* 45-000 *		*****		FD01-50-798	2-H12	FD01-51-161	2-L11	FD01-51-692	2-H11
0866-42-046	2-K6	FD04-43-505	2-L7	*****		FD01-50-AF5	2-H10	FD02-50-798	2-H12	FD01-51-162	2-M11	FD01-51-693	2-I11
FD17-42-11X	2-L6	W023-43-505	2-G6	*****		FD01-50-A21	2-E10	FD01-50-799	2-H10	FD01-51-163B	2-L11	FD01-51-694A	2-I11
HG30-42-11X	2-L6			*****		FD01-50-CR0	2-E10	FD01-50-8R0B	3-E10	FD02-51-169	2-M11	FD02-51-694	2-I11
FD15-42-110	2-K6			FD01-45-111	2-C8	FD01-50-CS0	2-E10	FD01-50-8S0B	3-E10	FD01-51-17XE	2-L11	FD01-51-695	2-I11
FD15-42-110A	2-K6	NA23-43-515	2-H7	FD01-45-112	2-C8	EA01-50-EA0	2-K7	FD01-50-803	2-H10	FD01-51-170B	2-L11	FD01-51-696	2-I11
FD17-42-110A	2-K6	FD04-43-540A	2-G7	FD01-45-115B	2-C8	FD01-50-0KXA	2-E10	G158-50-803	2-F10	FD01-51-173	2-L11	FD01-51-711A	2-G12
FD17-42-110B	2-K6	FDY1-43-55X	2-G7	FD01-45-280C	2-J7	FD01-50-0K9A	2-E10	FD01-50-850C	2-K11	FD01-51-18XE	2-M11	FD01-51-721C	2-G12
HG31-42-114	2-K6	G309-43-607	2-G4	FD01-45-320D	2-J7	FD01-50-0K1B	2-E10	EA01-50-891	3-L5	FD01-51-180B	2-L11	FD02-51-731	2-G12
				*****		BR70-50-0Z1	2-E10	EA01-50-891A	3-L5	FD01-51-183	2-M11	FD02-51-741A	2-G12
FD01-42-210A	2-K6			FD01-45-33XC	2-J7	BR70-50-0Z2	2-C14	FD01-50-894	3-L5	FD01-51-24XA	2-M11	FD07-51-810F	2-J10
FD01-42-231A	2-L6	B533-43-622	2-J12	FD01-45-36XA	2-J7			FBY2-50-91XB	2-H12	FD01-51-240B	2-M11	FD13-51-811	2-K10
FD01-42-232	2-L6	NA23-43-625	2-H7	FD01-45-36ZA	2-J7	FD01-50-0Z5	2-E10	FD01-50-912	2-I12	FD01-51-241B	2-M11	FD07-51-812B	2-J10
FD01-42-237	2-K6	FD01-43-63XE	2-I7	FD01-45-360B	2-K7	FD01-50-031C	2-E10	FD01-50-913	2-I12	FD01-51-244	2-M11	FD07-51-813A	2-J10
FD01-42-242	2-L6	FD01-43-63XF	2-I7	D001-45-367	2-K7	BF67-50-033	2-E10	FDY2-50-92XB	2-I12	FD01-51-246	2-M11	FD08-51-813A	2-J10
GE40-42-243	2-L6	FD03-43-63XE	2-I7	FD01-45-510D	2-I6	GJ21-50-049	2-E10			FD01-51-248	2-M11	FD09-51-813	2-J10
FD01-42-244	2-L6	FD03-43-63XF	2-I7	HE01-45-540	2-I6	FA01-50-054	2-K7			FD01-51-249	2-M11	FD13-51-820	2-J10
H240-42-245A	2-L6	B604-43-63Z	2-H7	FD01-45-611A	2-C8	FD01-50-070B	2-E10	*****		FD01-51-25XA	2-M11	8D63-51-821	2-N11
UE54-42-250	2-L6	W023-43-635	2-I7	FD01-45-612	2-C8	FD01-50-1AXB	2-F10	* 51-000 *		FD01-51-250B	2-N11	DA14-51-831	2-M13
BF67-42-252	2-M6	0136-43-635	2-I6	FD01-45-711	2-C8	FD01-50-1AYB	2-F10	*****		FD01-51-251B	2-M11	B092-51-833	2-M13
D061-42-270	2-L6	FD01-43-64XD	2-I7	FD01-45-712A	2-D8	FD01-50-1B0A	2-F10	*****		BF67-51-261	2-M13	FB03-51-9A1	2-M13
FD01-42-289	2-L6	FD01-43-64XE	2-I7	FD01-45-713	2-D8	FD01-50-1C0A	2-F10			FD01-51-261A	2-D12	FB03-51-9A2	2-M13
FD01-42-298	2-L6	FD03-43-64XD	2-I7	FD01-45-910A	2-D8	FD01-50-1D0	2-F10	B252-51-PJ5A	2-H12	BR70-51-264	2-M13	FD01-51-9B0B	3-L10
FD01-42-41X	2-C7	FD03-43-64XE	2-I7	FD01-45-911	2-D8	FD01-50-1E0	2-F10	FC17-51-PS2A	3-L10	FD01-51-270C	2-D12	FD01-51-9C0B	3-L10
FD01-42-510A	2-M6	FD01-43-640B	2-G7	FB01-45-914	2-K7	FD01-50-1F1	2-F10	FD01-51-PS3	2-I12	G225-51-273	2-D12	FD03-51-966	3-L10
FD01-42-541	2-M6	FD01-43-670B	2-I7			FD01-50-1G1	2-F10	FD01-51-RC4	2-K11	G225-51-274B	2-D12	FD03-51-967	3-L10
FD01-42-544	2-M6	H381-43-676	2-G7										

PART NUMBER INDEX / INDEX DES NUMEROS DE PIECES / TEILENUMMER-INDEX / INDICE DE NUMERO DE PARTES

FD01-68-877 02 3-J9	FD01-69-852 3-N5	FD01-70-700B 2-J13	H001-76-714 3-H5	FD05-88-161 18 2-J16	99650-58060 2-H5
GJ21-68-885B00 3-F9	FD01-69-858 3-C6	FD01-70-750C 2-F13	H001-76-717 3-H5	FD05-88-161 33 2-J16	99651-94060 2-H5
3-J5	FD01-69-859 3-C6	*****	H001-76-725 3-C5	FD01-88-162 2-J16	99655-90005 2-G5
3-J9	FD01-69-861 3-N5	*****	3-E5	FD01-88-174 2-F16	99655-90010 2-G5
UB54-68-885 00 3-C10	FD01-69-864 3-N5	* 71-000 *	R001-76-734 3-C5	FD01-88-180 02 2-J16	99655-90015 2-G5
UB54-68-885 18 3-C10	FD01-69-865 3-N5	* * *	3-E5	FD03-88-180 02 2-J16	99655-90020 2-G5
UB54-68-885 82 3-C10	EA05-69-871 3-C6	*****	*****	FD05-88-180 02 2-J16	99655-90025 2-G5
FD01-68-89X 82 3-K9	EA05-69-872 3-C6	*****	*****	FD05-88-180 17 2-J16	99655-90030 2-G5
FD09-68-89X 02 3-K9	EA05-69-873 3-N5	FD01-71-020B 2-G13	* 88-000 *	FD05-88-180 18 2-J16	99655-90035 2-G5
FD01-68-911A02 3-F3	F114-69-890A 3-D6	FD01-71-030D 2-G13	*****	FD35-88-180 33 2-K16	99655-90040 2-G5
FD01-68-912A02 3-F3	F114-69-893 3-C6	FD01-71-050 2-G13	*****	FD05-88-180 34 2-K16	99655-90045 2-G5
FD01-68-930A02 3-K5	FB03-69-896A 3-D6	FD01-71-180A 2-G13	*****	FD01-88-181 02 2-K16	99655-90050 2-G5
FD01-68-940B02 3-J5	GA28-69-897 3-D6	FD01-71-1D0 2-G13	FD01-88-005 2-G16	FD03-88-181 02 2-K16	99655-90055 2-H5
FD01-68-950B02 3-J5	G034-69-897 3-D6	FD01-71-1X1 2-H13	FD01-88-006 2-G16	FD05-88-181 02 2-K16	99655-90060 2-H5
FD01-68-960C02 3-K5	FD01-69-9H1 3-C6	FD01-71-11Y 2-G13	FD01-88-062 2-F16	FD05-88-181 17 2-K16	99700-5080 2-E12
*****	FD01-69-9H2 3-C6	FD15-71-11Z 2-G13	FD01-88-072 2-F16	FD05-88-181 18 2-K16	99700-7180 2-K11
* * *	FD01-69-9H3 3-D6	FDY1-71-110A 2-G13	F100-88-073 2-F16	FD05-88-181 33 2-K16	99701-3270 2-K11
* 69-000 *	FD04-69-920 3-D6	FD01-71-119 2-H13	FD01-88-161 02 2-G16	FD05-88-181 34 2-K16	99701-4278 2-K11
*****	FD01-69-921 3-D6	FD01-71-12XB 2-G13	FD01-88-161 17 2-G16	FD01-88-6D0 02 2-K16	99701-6030 2-E15
* * *	*****	*****	*****	99701-6040 2-M11	*****
UB40-69-C61 3-H10	FDD4-69-922 3-E6	FD01-71-120B 2-G13	FD01-88-161 33 2-G16	FD03-88-6D0 02 2-K16	99701-6049 2-J11
FA03-69-C72A 3-I10	FD01-69-923 3-D6	FD01-71-131A 2-F13	FD01-88-165 02 2-F16	FD05-88-6D0 02 2-K16	99701-6050 2-D12
FD01-69-D21 3-H10	EA05-69-924 3-C6	FD01-71-15XD 2-H13	FD02-88-165 17 2-F16	FD05-88-6D0 17 2-K16	2-F12
FD01-69-D21A 3-H10	F100-69-926A 3-D6	FD01-71-15DE 2-G13	FD01-88-165 33 2-F16	FD05-88-6D0 18 2-K16	2-J11
B001-69-D51 3-H10	KA02-69-925 3-D6	FDY1-71-200 2-G13	FD01-88-1H5 02 2-G16	FD05-88-6D0 33 2-K16	99703-4350 2-G11
KA10-69-D61A 3-H10	GA28-69-927 3-D6	FD01-71-230A 2-G13	FD01-88-1H5 17 2-G16	FD05-88-6D0 34 2-K16	99703-8605 2-N10
FD01-69-D14 3-H10	FD01-69-929 3-D6	FDY1-71-24X 2-H13	FD01-88-1H5 33 2-G16	FD01-88-6D2 02 2-K16	99705-1115 3-E8
N3C1-69-036A 3-I10	FD01-69-970A02 3-C6	FDY1-71-24X 2-H13	FD01-88-1H5 02 2-F16	FD05-88-6D2 02 2-L16	99705-1130 3-L7
N3C2-69-036A 3-I10	FD01-69-970B02 2-F12	FD01-71-24Y 2-E13	FD01-88-1H5 17 2-F16	FD05-88-6D2 02 2-L16	3-E8
N3C3-69-036 3-I10	FD03-69-970C02 2-F12	FD01-71-253A 2-E13	FD01-88-1H5 33 2-F16	FD05-88-6D2 17 2-L16	3-L7
N3C4-69-036 3-I10	FD03-69-970D02 2-F12	FD01-71-272B 2-H13	FD01-88-101 2-G16	FD05-88-6D2 18 2-L16	99963-6930 1-17
N3C4-69-036A 3-I10	EA01-69-973 2-F12	FD01-71-274A 2-H13	FD01-88-102 2-G16	FD05-88-6D2 33 2-L16	99963-6940 1-17
NSA1-69-044B 3-I10	EA05-69-973 2-F12	FG01-71-311A 2-H13	FD11-88-103 2-G16	FD05-88-6D2 34 2-L16	99963-6950 1-17
FA01-69-064A 3-I10	FD02-69-973 2-F12	FDY1-71-400B 2-H13	FD01-88-104 2-G16	B456-88-815 2-L16	99963-6960 1-17
HG30-69-065 3-I10	FD05-69-973 2-F12	FD01-71-440B 2-H13	FD15-88-110 02 2-G16	B240-88-818 2-L16	99963-6970 1-17
NA01-69-068A 3-I10	FD01-69-98X 3-F9	FD01-71-490B 2-H13	FD18-88-110 02 2-G16	EA01-88-818 2-L16	*****
FD03-69-074A 3-H10	FD01-69-981A02 3-N5	FD01-71-651A 2-G13	FD18-88-110 17 2-G16	*****	* * *
FD04-69-074 3-H10	F114-69-983 3-C6	*****	FD18-88-110 33 2-H16	* 90-000 *	* STANDARD PARTS *
HG30-69-119 3-L5	F114-69-984 3-C6	* * *	FD18-88-110 34 2-H16	* * *	* * *
*****	*****	* 75-000 *	*****	*****	*****
FD01-69-123 3-F10	*****	*****	F110-88-110 02 2-H16	*****	99381-1400 1-H6
FD01-69-183 3-F10	* 70-000 *	*****	FD01-88-111 02 2-H16	90620-17636 2-G5	
HG31-69-220C 3-F10	* * *	3625-75-139 2-G15	FD03-88-111 02 2-H16	90622-65726 2-G5	
FD01-69-240 MB 3-E10	*****	*****	FD05-88-111 02 2-H16	90623-25726 2-G5	
FD01-69-240 NU 3-E10	*****	*****	FD15-88-111 02 2-H16	90623-35726 2-G5	
FD01-69-240 PT 3-E10	FD01-70-020B 2-E13	*****	FD18-88-111 02 2-H16	90692-55726 2-H5	
FD01-69-240 PZ 3-E10	FD01-70-030D 2-E13	* 76-000 *	FD18-88-111 17 2-H16	90701-7270 2-G11	
FD01-69-240 3L 3-E10	FD01-70-050 2-E13	*****	FD18-88-111 18 2-H16	*****	
HS31-69-240 3-F10	FD01-70-1X1 2-F13	0208-76-071 3-C10	FD18-88-111 33 2-H16	* 99-000 *	
3-L5	FD01-70-11Y 2-E13	FD01-76-120 MB 3-E10	FD18-88-111 34 2-H16	*****	
FD01-69-242 MB 3-F10	FD15-70-11Z 2-E13	FD01-76-120 NU 3-E10	FD15-88-112 2-H16	99236-0571 1-J3	
FD01-69-242 PT 3-F10	FDY1-70-110A 2-E13	FD01-76-120 PT 3-E10	FD01-88-124 2-F16	99324-07200 1-M6	
FD01-69-242 PZ 3-F10	FD01-70-119 2-F13	FD01-76-120 PZ 3-E10	FD15-88-130 02 2-H16	99324-07400 1-M6	
FD01-69-242 3L 3-F10	FD01-70-120B 2-E13	FD01-76-120 3L 3-E10	FD18-88-130 02 2-H16	99328-04010 3-D9	
GA5R-69-261 02 3-F10	FD01-70-120B 2-E13	FD01-76-180 MB 3-E10	FD18-88-130 17 2-K16	99340-05540 1-G9	
GA5R-69-263 02 3-G10	FD01-70-130A 2-F13	FD01-76-180 NU 3-E10	FD18-88-130 33 2-I16	99351-04999 1-E6	
FD01-69-270C02 3-F10	FD01-70-15XC 2-F13	FD01-76-180 PT 3-E10	FD18-88-130 34 2-I16	99351-06999 1-H5	
FD03-69-270C02 3-F10	FD01-70-150D 2-E13	FDY1-70-200 2-E13	FD19-88-130 02 2-I16	99351-08999 2-H6	
FD01-69-276A 2-D11	FDY1-70-200 2-E13	FD01-76-180 PZ 3-E10	FD18-88-131 02 2-I16	99359-0815 1-J4	
*****	*****	FD01-76-180 3L 3-E10	FD18-88-131 17 2-I16	99359-0815 2-G8	
GA5R-69-277 02 3-G10	FD01-70-230A 2-E13	FD01-76-190 2-C10	FD18-88-131 18 2-I16	99359-0815M 2-G8	
FD15-69-320 02 3-F10	FDY1-70-24X 2-F13	FD01-76-201 2-C10	FD18-88-131 33 2-I16	99359-0819 2-G8	
FD18-69-320 02 3-F10	FD01-70-24Z 2-E13	FD01-76-202 2-D10	FD18-88-131 34 2-I16	99541-00603 2-H7	
B316-69-361 3-M3	FD01-70-252A 2-F13	FD01-76-208 2-C10	FD19-88-132 02 2-I16	99541-01105 1-L3	
FD01-69-44X 00 3-K5	FD01-70-252B 2-F13	FD01-76-220B 2-C10	FD01-88-152 2-I16	99541-01201 1-T9	
FD01-69-47YA 3-D10	FD01-70-274A 2-F13	FD01-76-250 2-C10	FD01-88-155 2-I16	99541-01252 1-K4	
FD01-69-760C02 3-L9	FD01-70-274B 2-F13	FD01-76-260 2-C10	FD01-88-160 02 2-I16	99541-01401 2-L4	
FD01-69-768A02 3-L9	FD01-70-311A 2-F13	FD01-76-290 2-C10	FD03-88-160 02 2-I16	99541-01601 1-D6	
FD01-69-771A02 3-L9	FDY1-70-400B 2-H13	FD02-76-290 2-C10	FD05-88-160 02 2-I16	99541-01601 1-L9	
FD01-69-781 02 3-L9	FD01-70-440B 2-F13	B093-76-605 3-M8	FD05-88-160 17 2-J16	99606-23030 1-M6	
FD01-69-810B 3-N5	FD01-70-490B 2-F13	B002-76-619A 3-F9	FD05-88-160 18 2-J16	99611-1500 2-G6	
F114-69-810B 3-N5	0187-70-491 2-C7	B043-76-619A 3-M8	FD05-88-160 33 2-J16	99636-04130 2-G5	
FD01-69-825A 3-D6	FD04-70-600B 2-I13	B093-76-641 3-C9	FD05-88-160 34 2-J16	99650-28060 2-H5	
F114-69-825 3-D6	FD01-70-601A 2-J13	B094-76-662 3-M8	FD01-88-161 02 2-J16		
FD01-69-840 3-N5	FD01-70-610A 2-D13	B094-76-663 3-M8	FD03-88-161 02 2-J16		
FD01-69-842 3-D6	FD01-70-640 2-I13	S084-76-672 2-J10	FD05-88-161 02 2-J16		
FD01-69-845 3-N5	*****	S084-76-677 3-J8	FD05-88-161 17 2-J16		
FD01-69-846 3-C6	FD01-70-651A 2-E13	HA14-76-707 3-H5	*****		
FD02-69-846 3-C6	FD01-70-661 2-I13	*****	*****		
FD01-69-851 3-N5	FD01-70-700B 2-I13	*****	*****		

ALPHABETICAL INDEX *** ENGLISH ***

***** * A * *****	BEARING, NEEDLE-----	1-K7 1-K10 1-L7 2-J3 1-17 2-E3 1-N6 2-M16 2-M16 2-M16 2-M16 2-M16 1-F8 1-N6 2-D11 2-D11 3-M9 3-K8 3-K8 3-N8 3-K8 3-E8 3-C8 3-L7 3-L8 3-L8 2-D5 2-C5 2-D5 2-C5 2-E4 2-E4 3-N8 3-K8 3-K8 1-J8 1-L8 3-E5 3-N4 3-E7	BOLT, COMPRESSOR-AIR CON.- BOLT, CONNECTOR----- BOLT, CONTROL VALVE----- BOLT, DAMPER-REAR----- BOLT, DUST COVER----- BOLT, FLANGE----- BOLT, FUEL DISTRIBUTOR----- BOLT, FUEL INJECTION PUMP----- BOLT, HUB----- BOLT, INST. PANEL----- BOLT, INSULATOR----- BOLT, INSULATOR, FRT HEAT----- BOLT, JOINT----- BOLT, LINK----- BOLT, LOCK----- BOLT, MAGNET CLUTCH----- BOLT, MOTOR-RETRACT H/LAMP BOLT, MOUNT-MEMBER----- BOLT, OIL PAN----- BOLT, PULLEY----- BOLT, REAR BRAKE----- BOLT, REAR SENSOR----- BOLT, RING GEAR----- BOLT, SET----- BOLT, SETTING-HINGE LOWER BOLT, SHAFT----- BOLT, SPECIAL----- BOLT, STRUT BAR----- BOLT, TENSION----- BOLT, TIE DOWN HOOK-FRONT BOLT 'A', LINK----- BONNET----- BOOT SET, INNER JOINT----- BOOT SET, OUTER JOINT----- BOOT, BALL JOINT-UP. ARM----- BOOT, CHANGE----- BOOT, DUST-CHANGE LEVER----- BOOT, MOTOR-RETRACT H/L----- BOOT, RACK----- BOSS, STEERING WHEEL----- BOX(L), TORQUE----- BOX(R), TORQUE----- BOX, BATTERY----- BOX, CONTROL-A. B. S.----- BOX, GLOVE----- BOX, RELAY-FRONT HARNESS----- BOX, STORAGE----- BOX, TOOL----- BRACKET----- BRACKET & RELAY----- BRACKET NO 1, A. B. S.----- BRACKET NO 2, A. B. S.----- BRACKET(L), CABLE----- BRACKET(L), FRT SEAT----- BRACKET(L), LAMP----- BRACKET(L), LOWER-F. SIDE----- BRACKET(L), QUARTER TRIM----- BRACKET(L), RR. BUMPER----- BRACKET(L), SPEAKER----- BRACKET(L), SPOILER----- BRACKET(L), TRIM-QTR PANEL----- BRACKET(L), TRUNK SIDE----- BRACKET(L), UPPER-F. SIDE----- BRACKET(R), CABLE----- BRACKET(R), F. FOG LAMP----- BRACKET(R), FRT SEAT-----	3-D5 3-N4 1-D6 1-H6 2-G6 2-G7 2-I7 2-L7 1-D10 1-L9 2-M4 2-L6 1-F8 1-D4 1-K4 2-F3 2-M4 2-M4 3-E4 3-M6 1-F4 2-C14 2-G6 2-E16 1-C6 3-C5 2-E11 2-M12 2-M13 1-L9 1-J3 2-E3 2-M7 2-K3 1-C6 2-C10 3-D3 3-D3 2-I4 2-H11 2-C13 1-H3 2-N12 2-E4 2-J12 2-D3 2-D3 2-C5 2-L15 1-D8 2-E11 2-J4 2-H4 2-N12 2-M12 1-N8 3-M6 2-H15 2-I15 3-N7 3-L9 3-D10 1-E10 1-F9 1-L6 2-K7 3-N6 2-L7 2-H3 2-F16 2-H13 2-L6 2-K7 3-N6 2-L7 2-H3 2-F16 2-H13 3-I9 3-J10 2-H10 3-I9 3-M6 1-C4 1-M5 1-C4 3-C3 1-M4 1-N4 3-H6 2-G7 1-L8 2-G15 2-G15 3-I4 3-L4 3-I6 2-F4 1-E8 3-H7 3-C8 1-D4 2-L13 1-J8 1-L8 2-G11 2-E6 3-C8 3-D8 3-L7 2-N10 3-C8 2-J7 1-E4 2-D12 2-E11 1-C9 1-I6 3-L7 3-F9 1-F9 1-J8 1-L8 3-E7 2-K11 3-N6 2-L15 2-F5 2-H15 2-C7 3-D6 3-I4 3-K3 1-E10 3-E7 1-I4 3-E8 2-J3 1-C9 1-H7 1-C5 2-N12 2-N12 3-H9 3-H7 3-I7 1-H8 1-K8 2-C15 2-E12 2-E15 2-F15 2-G11 2-G15 2-J11 2-K11 2-N10	BULB----- BULB & SOCKET----- BULB, INTERIOR MIRROR----- BULB, MODE CONTROL----- BULB 'B', WARNING UNIT----- BUMPER, BOUND----- BUMPER, REAR----- BUMPER, REAR LOWER----- BUSH----- BUSH SET----- BUSH, CHANGE----- BUSH, DAMPER----- BUSH, ELBOW JOINT----- BUSH, HINGE----- BUSH, INNER----- BUSH, OUTER----- BUSH, FILLOW BALL----- BUSH, RUBBER-LWR ARM----- BUSH, STABILIZER-RR----- BUSHING, DAMPER-LOWER----- BUSHING, LOWER ARM----- BUSHING, RUBBER----- BUSHING, RUBBER-FRT----- BUTTON(L), HORN----- BUTTON(R), HORN----- ***** * C * ***** CABLE(L), R.-PARK----- CABLE(R), R.-PARK----- CABLE, APENL----- CABLE, OPENER----- CABLE, PARKING-FRT----- CALIPER(L), FRT BRAKE----- CALIPER(L), PADLESS-FR----- CALIPER(L), PADLESS-RR----- CALIPER(L), RR BRAKE----- CALIPER(L), FRT BRAKE----- CALIPER(R), PADLESS-FR----- CALIPER(R), PADLESS-RR----- CALIPER(R), RR BRAKE----- CAM, FIRST IDLE----- CANISTER----- CAP----- CAP SET, RESERVE TANK----- CAP(L), HOLE-TRUNK TRIM----- CAP(R), HOLE-TRUNK TRIM----- CAP, ASSIST-DOOR TRIM----- CAP, BLEEDER SCREW----- CAP, BLIND----- CAP, BLIND-OIL PAN----- CAP, CENTER----- CAP, DOOR TRIM----- CAP, FILLER----- CAP, HUB----- CAP, OIL FILLER----- CAP, RADIATOR----- CAP, RUBBER----- CAP, SEAL----- CAP, SPRING----- CAP, SUB TANK----- CAP, TANK-----	2-N11 3-J6 2-K15 2-D12 2-F12 2-J11 3-E4 3-D7 2-C5 2-H10 2-H10 1-C7 1-C8 1-I11 1-N6 2-D7 2-M6 1-D8 2-F4 2-H6 2-H7 2-G16 3-E9 3-C9 2-E4 2-D5 2-D4 2-E5 2-E4 2-D5 2-F4 2-D5 2-H4 1-L8 2-D5 2-H4 2-H4 3-C8 3-D8 3-L7 2-N10 3-C8 2-J7 1-E4 2-D12 2-E11 1-C9 1-I6 3-L7 3-F9 1-F9 1-J8 1-L8 3-E7 2-K11 3-N6 2-L15 2-F5 2-H15 2-C7 3-D6 3-I4 3-K3 1-E10 3-E7 1-I4 3-E8 2-J3 1-C9 1-H7 1-C5 2-N12 2-N12 3-H9 3-H7 3-I7 1-H8 1-K8 2-C15 2-E12 2-E15 2-F15 2-G11 2-G15 2-J11 2-K11 2-N10
-------------------------	----------------------	--	---	---	--	---

ALPHABETICAL INDEX *** ENGLISH ***

 * G *

 GARNISH(L)----- 3-E10
 GARNISH(L), DOOR----- 3-L3
 GARNISH(L), SAIL-INN.----- 3-L3
 GARNISH(R)----- 3-E10
 GARNISH(R), DOOR----- 3-L3
 GARNISH(R), SAIL-INN.----- 3-L3
 GASKET----- 1-C9
 1-F7
 1-M6
 1-J5
 1-J6
 1-J9
 1-K8
 1-M6
 2-D6
 2-D7
 2-E6
 2-F7
 2-H11
 2-K6
 GASKET & SEAL KIT----- 1-J11
 GASKET KIT, COMPRESSOR----- 3-D5
 3-N4
 GASKET NO. 2, IN. MANIFOLD----- 1-C4
 GASKET SET, ENGINE----- 1-C3
 GASKET SET, SUB-ENG.----- 1-C3
 GASKET(C), SPOILER----- 3-M10
 GASKET(L)----- 2-H11
 GASKET(L), REAR SIDE----- 2-N11
 GASKET(L), SPOILER----- 3-L10
 GASKET(R), REAR SIDE----- 2-N11
 GASKET(R), SPOILER----- 3-L10
 GASKET, A. C. V.----- 1-E5
 GASKET, B. A. C. VALVE----- 1-M5
 GASKET, BLIND COVER----- 1-G7
 GASKET, BODY-LWR----- 1-G10
 GASKET, BODY-UPP----- 1-G10
 GASKET, CAP----- 2-M6
 GASKET, CHAMBER-EXTRACTOR----- 2-H12
 GASKET, COMPRESSOR----- 3-D5
 3-N4
 GASKET, COVER PLATE----- 1-D8
 GASKET, DRAIN PLUG----- 2-K6
 GASKET, DRUM SUPPORT----- 1-H10
 GASKET, E. G. R. VALVE----- 1-K5
 GASKET, EX. MANIFOLD----- 1-D4
 GASKET, EXTENSION----- 1-L9
 GASKET, FILLER PIPE/TANK----- 2-K6
 GASKET, FRONT COVER----- 1-H3
 GASKET, GOVERNOR----- 1-K9
 GASKET, HINGE-LIFT GATE----- 3-I5
 GASKET, IN. MANIFOLD----- 1-C4
 GASKET, JOINT PIPE----- 2-D6
 GASKET, LICENSE----- 2-D12
 GASKET, METERING OIL----- 1-D6
 GASKET, OIL CAP----- 1-D3
 GASKET, OIL FILLER PIPE----- 1-E3
 GASKET, OIL PAN----- 1-H3
 1-L9
 GASKET, OIL PIPE----- 1-G4
 GASKET, OIL PUMP----- 1-D9
 GASKET, OIL STRAINER----- 1-C6
 GASKET, RR SPOILER----- 3-N10
 GASKET, SOLENOID VALVE----- 1-J5
 GASKET, SPOILER----- 3-M10
 GASKET, SPRING CAP----- 1-B7
 GASKET, THERMO----- 1-C5
 GASKET, THERMOSTAT COVER----- 1-J6
 GASKET, THROTTLE BODY----- 1-I5
 GASKET, TURBO----- 1-H4
 GASKET, TURBOCHARGER----- 1-F4
 GASKET, VAC POWER ASSIST----- 2-G7
 GASKET, VAPOR VALVE----- 2-N6
 GASKET, WATER DRAIN-INTER.----- 1-D3
 GASKET, WATER PUMP----- 1-J6
 GASKET 'A', REINFORCEMENT----- 2-L6
 GASKET 'B', DUST COVER----- 2-L6

GAUGE UNIT, OIL PRES.----- 3-G6
 GAUGE, FUEL TANK----- 2-N6
 GAUGE, OIL LEVEL----- 1-E3
 1-L9
 GEAR----- 1-K8
 GEAR SET----- 1-M8
 GEAR SET, DRIVEN-SPEED----- 1-G7
 1-F7
 3-G6
 GEAR SET, FINAL----- 2-J3
 GEAR, COUNTER----- 1-K7
 GEAR, COUNTER REVERSE----- 1-K7
 GEAR, COUNTER SHAFT----- 1-K7
 GEAR, DISTRIBUTOR----- 1-J3
 GEAR, DRIVE----- 1-F11
 GEAR, DRIVE-OIL PUMP----- 1-K3
 GEAR, DRIVE----- 1-D6
 GEAR, INTERNAL----- 1-D11
 GEAR, INTERNAL-STARTER----- 1-J8
 1-L8
 GEAR, MAIN DRIVE----- 1-I7
 GEAR, OVER TOP----- 1-I7
 GEAR, PARKING----- 1-F11
 GEAR, REVERSE----- 1-K7
 GEAR, REVERSE IDLE----- 1-L7
 GEAR, RING-FLY WHEEL----- 1-K3
 GEAR, SHAFT----- 3-N8
 GEAR, SMALL SUN----- 1-E11
 GEAR, SPEEDO DRIVE----- 1-L7
 GEAR, STATIONARY-FRT----- 1-E3
 GEAR, STATIONARY-RR----- 1-F3
 GEAR, STEERING----- 2-J4
 GEAR, SUN----- 1-C11
 GEAR, 1ST----- 1-J7
 GEAR, 2ND----- 1-J7
 GEAR, 3RD----- 1-I7
 GENERATOR, SPEED PULSE----- 3-I6
 GLASS(L), DOOR-FRT----- 3-E3
 GLASS(L), MIRROR----- 3-F10
 GLASS(R), DOOR-FRT----- 3-D3
 3-E3
 GLASS(R), MIRROR----- 3-F10
 GLASS, BACK WINDOW----- 3-L5
 GLASS, FRONT-WARNING UNIT----- 2-F15
 GLASS, WINDSHIELD----- 3-L5
 GRILLE(C), VENTILATOR----- 2-N15
 GRILLE(L), DEF. NOZZLE----- 2-H15
 GRILLE(L), FENDER----- 2-I12
 GRILLE(L), SPEAKER----- 3-J10
 3-K3
 GRILLE(R), DEF. NOZZLE----- 2-H15
 GRILLE(R), FENDER----- 2-H12
 GRILLE(R), SPEAKER----- 3-J3
 3-J10
 GRILLE, COWL----- 2-H12
 GRILLE, EXTRACT.-T.S. TRIM----- 3-J9
 GRILLE, SPEAKER----- 2-G15
 GRIP, FRT ASSIST----- 3-K3
 GROMMET----- 2-H10
 2-M10
 2-M13
 3-C4
 3-D7
 3-H4
 3-J10
 3-L4
 3-N5
 3-N8
 3-L4
 2-N13
 2-E10
 2-H12
 2-K11
 3-E3
 3-H3
 3-K3
 3-L10
 3-M3
 2-K11
 2-L11
 3-M9
 2-K11
 3-I4

GROMMET, WASHER TANK----- 3-J8
 GUARD(L), MUD----- 2-N12
 GUARD(R), MUD----- 2-N12
 GUIDE(L), REAR----- 3-N5
 GUIDE(R), REAR----- 3-N5
 GUIDE, AIR----- 2-E10
 GUIDE, CHANGE----- 1-H7
 GUIDE, PARKING ROD----- 1-H11
 GUIDE 'A' (L), GLASS----- 3-E3
 GUIDE 'A' (R), GLASS----- 3-E3
 GUIDE 'B' (L), GLASS----- 3-E3
 GUIDE 'B' (R), GLASS----- 3-E3
 GUSSET(L), RR PILLAR----- 2-G13
 GUSSET(L), SIDE SILL OUTER----- 2-H13
 GUSSET(R), SIDE SILL OUTER----- 2-F13

 * H *

 HANDLE(L), INNER----- 3-G3
 HANDLE(L), OUT----- 3-H3
 HANDLE(R), INNER----- 3-G3
 HANDLE(R), OUT----- 3-H3
 HANDLE, JACK----- 2-H5
 HANDLE, SLIDING ROOF----- 3-C6
 HANGER----- 2-E6
 HANGER, ENGINE----- 1-H3
 HANGER, ENGINE-REAR----- 1-H3
 HANGER, SILENCER----- 2-E6
 HANGER, STRAP----- 3-J5
 HARNESS----- 2-L4
 HARNESS NO. 2, REAR----- 3-M7
 HARNESS NO. 3, REAR----- 3-M7
 HARNESS, BLOWER UNIT----- 3-F4
 HARNESS, COOLING UNIT----- 3-F5
 HARNESS, DASHBOARD----- 3-E8
 HARNESS, DOOR-DRIVER SIDE----- 3-G8
 HARNESS, DOOR-PASSENGER SI----- 3-G8
 HARNESS, ENGINE----- 3-D8
 HARNESS, FRONT----- 3-M7
 HARNESS, INST----- 3-E8
 HARNESS, INSTRUMENT----- 3-E8
 HARNESS, INT. LAMP----- 3-M7
 3-N7
 HARNESS, LOGICAL CONTROL----- 3-F8
 HARNESS, REAR----- 3-M7
 HARNESS, SLIDING ROOF----- 3-C6
 HEAD, CYL. - COMPRESSOR----- 3-D5
 3-N4
 HEADER, FRONT----- 2-I13
 2-I13
 HEADER, REAR----- 2-I13
 2-I13
 HEATER UNIT----- 3-D4
 HINGE----- 2-C13
 HINGE(L), BONNET----- 2-J12
 HINGE(L), DOOR-LOWER----- 3-D3
 HINGE(L), DOOR-UPPER----- 3-D3
 HINGE(L), LID-LAMP----- 2-E11
 HINGE(R), BONNET----- 2-J12
 HINGE(R), DOOR-LOWER----- 3-D3
 HINGE(R), DOOR-UPPER----- 3-D3
 HINGE(R), LID-LAMP----- 2-E11
 HINGE, GLASS HATCH----- 3-I5
 HINGE, GLOVE LID----- 2-H15
 2-J10
 HOLDER SET, THROTTLE BODY----- 1-C5
 HOLDER, BONNET STAY----- 2-J12
 HOLDER, BONNET STAY-SHROUD----- 2-J12
 1-K8
 1-M8
 2-I6
 1-F9
 2-H5
 2-J10
 2-E10
 2-M7
 2-D8
 2-K7
 2-N6
 2-K7
 HOLDER, CLUTCH----- 2-I6
 HOLDER, JACK HANDLE----- 1-F9
 2-H5
 2-J10
 2-E10
 2-M7
 2-D8
 2-K7
 HOLDER, MOTOR-H. L. CLEANER----- 2-J10
 HOLDER, NO. PLATE----- 2-E10
 HOLDER, P. B. VALVE----- 2-M7
 HOLDER, PIPE----- 2-D8
 2-K7
 2-N6
 2-K7
 HOLDER, PIPE-FRT BRAKE(L)----- 2-K7

HOLDER, PLATE----- 2-F7
 HOLDER 'B', PIPE----- 2-D8
 HOLDER 'C', PIPE----- 2-D8
 HOLDER 'E', PIPE-FUEL----- 2-D8
 HOLDER 'F', PIPE----- 2-D8
 HOLDER 'G', PIPE----- 2-D8
 HOLDER 'J', PIPE----- 2-D8
 HOLDER 'K', PIPE-FUEL----- 2-D8
 HOOD, METER----- 2-D15
 HOOK(L), TIE DOWN----- 2-L13
 HOOK(L), TIE DOWN-FRONT----- 2-C13
 HOOK(R), TIE DOWN----- 2-L13
 HOOK(R), TIE DOWN-FRONT----- 2-C13
 HORN, HIGH TONE----- 3-C7
 HORN, LOW TONE----- 3-C7
 HOSE----- 1-E6
 1-G9
 1-J4
 1-N5
 2-D8
 2-N6
 HOSE NO. 1, WATER----- 3-C4
 HOSE NO. 2, WATER----- 3-C4
 HOSE NO. 3, WATER----- 3-C4
 HOSE NO. 4, WATER----- 3-C4
 HOSE, AIR----- 1-E5
 1-I4
 1-I5
 1-J5
 1-M4
 1-N4
 2-D6
 2-L6
 HOSE, BREATHER----- 2-I6
 HOSE, CLUTCH FLEXIBLE----- 2-C8
 HOSE, DRAIN----- 3-H4
 3-K4
 HOSE, DRAIN-REAR----- 3-E6
 HOSE, DRAIN-SUN ROOF FRONT----- 3-D6
 HOSE, EVAPORATION----- 1-J4
 HOSE, FLEXIBLE----- 2-J7
 HOSE, FLEXIBLE-HIGH----- 3-M4
 3-K4
 HOSE, FLEXIBLE-LOW----- 3-H4
 3-K4
 HOSE, FUEL----- 1-J4
 2-C8
 2-D8
 2-M6
 HOSE, FUEL MAIN----- 2-C8
 HOSE, FUEL-MAIN PIPE----- 2-C8
 HOSE, FUEL-SEPARATOR----- 2-M6
 HOSE, JOINT-FILLER PIPE----- 2-L6
 HOSE, OIL----- 1-E9
 1-F9
 1-I6
 HOSE, PRESSURE----- 2-L4
 HOSE, RESERVE----- 2-G6
 HOSE, RETURN----- 2-L4
 HOSE, SIDE-DEMISTER----- 2-M15
 HOSE, SUB TANK----- 1-L6
 HOSE, VACUUM----- 1-I5
 2-G7
 2-H7
 HOSE, VENTILATION----- 1-J6
 HOSE, WATER----- 1-I5
 1-K6
 1-M6
 1-L6
 HOSE, WATER SUB TANK----- 1-L6
 HOSE, WATER-T/C WATER-PIPE----- 1-F4
 HOSE, WATER-TURBOCHARGER----- 1-F4
 HOUSING SET, BRG WATER PUM----- 1-J6
 HOUSING(L), BACK UP LAMP----- 2-M11
 HOUSING(L), FOG LAMP----- 2-H11
 HOUSING(R), BACK UP LAMP----- 2-M11
 HOUSING(R), FOG LAMP----- 2-H11
 HOUSING, AIR CLEANER----- 1-M4
 HOUSING, CLUTCH----- 1-C7
 HOUSING, CONVERTER----- 1-D9
 HOUSING, EXTENSION----- 1-F7
 1-K9
 HOUSING, FRONT----- 1-G3
 HOUSING, GEAR----- 2-J4
 HOUSING, INTERMEDIATE----- 1-E3

HOUSING, REAR----- 1-G3
 HOUSING, ROTOR-FRONT----- 1-D3
 HOUSING, ROTOR-REAR----- 1-D3
 HOUSING, WAX----- 1-C5
 HUB----- 1-E11
 HUB SET, CLUTCH-O. T. & REV----- 1-L7
 HUB SET, CLUTCH-1ST & 2ND----- 1-J7
 HUB SET, CLUTCH-3RD & 4TH----- 1-I7
 HUB(L), SUPPORT----- 2-E3
 HUB(R), SUPPORT----- 2-E3
 HUB, CLUTCH----- 1-M7
 HUB, FORWARD CLUTCH----- 1-L10
 HYDRAULIC UNIT, A B S----- 2-L7

 * I *

 IGNITER, IG. COIL-TRALING----- 1-F8
 INDICATOR----- 2-E8
 INDICATOR, ECONOMY-METER----- 2-E15
 INDICATOR, LEVEL----- 2-G7
 INJECTION, FUEL-M.P. ELECT.----- 1-K4
 INSULATOR----- 1-E4
 1-N4
 2-C14
 3-H5
 INSULATOR(L), COWL SIDE----- 3-M9
 INSULATOR(L), F. FLOOR----- 3-M9
 INSULATOR(R), COWL SIDE----- 3-M9
 INSULATOR(R), F. FLOOR----- 3-M9
 INSULATOR, BONNET----- 2-K12
 INSULATOR, BOOT----- 2-L15
 INSULATOR, CONVERTER----- 2-D6
 INSULATOR, DASHBOARD----- 3-M9
 INSULATOR, EX. MANIFOLD----- 1-D4
 INSULATOR, FRONT----- 2-C14
 INSULATOR, FUEL DIST.----- 1-K4
 INSULATOR, HEAT----- 1-F4
 2-C14
 INSULATOR, HEAT-FRONT----- 2-C14
 INSULATOR, INJECTION----- 1-K4
 INSULATOR, MASTER VAC----- 2-M7
 INSULATOR, ROD-ANTENNA----- 3-H7
 INSULATOR, ROOF----- 3-F9
 INSULATOR, SUB----- 1-D4
 1-F4

 * J *

 JACK----- 2-H5
 JOINT SET, BALL----- 2-K4
 JOINT SET, INNER----- 2-D3
 JOINT SET, OUTER----- 2-D3
 JOINT, BACK WINDOW MOULD----- 2-L10
 JOINT, BALL----- 1-L6
 JOINT, DRAIN HOSE-REAR----- 3-D6
 JOINT, FUEL PIPE----- 2-J7
 JOINT, HOSE----- 3-C9
 3-I8
 JOINT, PIPE----- 2-G6
 2-G7
 2-J7
 2-K7
 2-L7
 JOINT, RUBBER----- 1-E4
 1-H4
 1-M4
 JOINT, STEERING----- 2-I4
 JUNCTION(L), CORNER-Q/PANE----- 2-G13
 JUNCTION(R), CORNER-Q/PANE----- 2-E13

 * K *



ALPHABETICAL INDEX *** ENGLISH ***

PIPE, HEATER-----	3-C4	PLATE, DRIVEN-REV. PISTON--	1-C11	PROTECTOR(R), FENDER-----	2-D11	REINF. (R), REAR PILLAR IN.	2-E13	RING, SEAL-----	1-G11
PIPE, HEATER UNIT-----	3-D4	PLATE, EARTH-MOTOR ANTENNA	3-H7	PROTECTOR(R), RETRA H/L-----	2-D11	REINF. (R), ROOF RAIL-----	2-F13	RING, SNAP-----	1-C6
PIPE, INNER-----	2-K6	PLATE, GUARD-CALIPER BRAKE	2-G3	PROTECTOR(R), RR. COMB-----	2-L11	REINF. (R), SIDE SILL-----	2-F13		1-C11
PIPE, JOINT-----	1-L6	PLATE, HOLDER-BRUSH-----	3-E9	PROTECTOR, CONVERTER-----	2-F6	REINF. (R), SUSPENSION HSG-----	2-E13		1-F11
PIPE, GIL-----	1-E9		3-M8	PROTECTOR, COVER-----	2-N11	REINF. (R), WHL. APRON-----	2-M12		1-17
	1-F9	PLATE, LOCK-----	3-L9	PROTECTOR, COWL GRILLE-----	2-H12	REINF. (R), ROOF-----	2-I13		1-K7
	1-G4	PLATE, LOCKING-----	3-G6	PROTECTOR, DOOR SWITCH-----	3-C7	REINFORCEMENT, BUMPER-----	2-E10		1-K10
PIPE, OIL FILLER-----	1-E3	PLATE, LOGO-STRUT BAR-----	2-C13	PROTECTOR, FENDER GRILLE-----	2-I12	RELAY-----	2-H10		1-M7
PIPE, OIL LEVEL GAUGE-----	1-D3	PLATE, MANUAL-----	1-H11	PROTECTOR, FILLER HOSE-----	2-L6		3-F4		1-M10
PIPE, OIL OUTLET-F. COVER-----	1-G4	PLATE, MIDDLE-----	1-C6	PROTECTOR, FUEL TANK-----	2-M6	RELAY & BRACKET, NORMAL OP	2-J10	RING, SNAP-MAGNET CLUTCH--	3-C5
PIPE, OIL-OILPUMP-----	1-E9	PLATE, RETAINING-----	1-C11	PROTECTOR, HARNESS-----	3-H7	RELAY, FUEL PUMP-----	3-H6		3-E5
PIPE, PRESSURE-----	2-K4		1-G11	PROTECTOR, HOSE-SUB TANK-----	1-L6	RELAY, MAIN-----	3-H6	RING, SNAP-PISTON STEM LOW	1-F11
PIPE, REAR WASHER-UPPER-----	3-N8		1-I10	PROTECTOR, HO, PLATE-----	2-F10	RELAY, MOTOR-HYD. UNIT-----	3-L7		1-K9
PIPE, RELIEF-----	1-M4		1-M10	PROTECTOR, PIPE-----	2-D8	RELAY, N. O.-----	3-14		1-M9
PIPE, RETURN-----	2-K4		1-N10	PROTECTOR, SPORGE-----	1-F4		3-14	RING, SNAP-PISTON STEM UP-	2-H3
	2-L4	PLATE, RETRACTABLE-----	2-D11		1-J5		3-M6	RING, SNAP-RR CALIPER-----	1-D3
PIPE, SCREEN WASHER-----	3-L8	PLATE, SENSOR-----	3-G6	PROTECTOR, VACUUM PIPE-----	1-L5		3-N6	RING, SQUARE-----	1-D3
PIPE, VACUUM-----	1-M5	PLATE, SEPARATOR-----	1-C10	PROTECTOR, VACUUM TUBE-----	1-J4	RELAY, SLIDE ROOF-----	3-N5	RING, SQUARE-OUTER-----	1-D3
	2-H7	PLATE, STABILIZER-----	2-F5	PROTECTOR'A' (L), BELTLINE-----	2-M10	RELAY, TRANSFER-----	3-M6	RING, STOP-----	1-D5
	2-D9	PLATE, STABILIZER-RR-----	2-D4	PROTECTOR'A' (R), BELTLINE-----	2-M10		3-N6	RING, SYNCHRONIZER-----	1-J7
PIPE, VINYL-----	3-18	PLATE, THRUST-----	1-K3	PROTR. MOULD-FRT WINDOW-----	2-L10	RELAY, VALVE-HYD. UNIT-----	2-L7		1-M7
PIPE, WASHER-FRONT WIPER-----	3-18	PLATE, WINDOW-----	2-F15	PULLEY-----	1-H8	RESISTOR-----	3-E4	RING, THRUST WASHER-----	1-M7
PIPE, WATER-----	1-F4	PLATE, WINDOW-----	1-H10	PULLEY, CRANKSHAFT-----	1-J3	RESISTOR, BLOWER UNIT-----	3-H6	RING, WIRE-----	1-C7
PIPE, WATER IN T/C-----	1-F4	PLATE, 'E', SIDE-----	1-H10	PULLEY, IDLE-----	1-N6	RESISTOR, INTERLOCK-----	3-F4	RING, 'O'-----	2-M7
PISTON, ACCUMULATOR-----	1-I10	PLAYER, COMPACT DISC-----	3-E7	PULLEY, MAGNET CLUTCH-----	3-C5	REST, FOOT-----	2-D7	RIVET-----	2-D12
	1-M9	PLUG-----	1-H7		3-E5		2-D7		2-E11
PISTON, BAND SERVO-----	1-J9		1-H10	PULLEY, VANE PUMP-----	2-L4		2-F7	RIVET, BLIND-----	3-G6
PISTON, CALIPER-FRT-----	2-N4		1-I3	PULLEY, WATER PUMP-----	1-J6	RET, ACCUM-----	1-M9	RIVET, MUD GUARD-----	2-E10
PISTON, CLUTCH-----	1-L10		1-I9	PUMP KIT-----	2-K10	RETAINER-----	1-C11	RIVET, SEAL PLATE-SHROUD--	2-C13
PISTON, FLOATING-----	2-H7		2-N13	PUMP, AIR-----	1-E5	RETAINER, CHAMBER-EXTRACTO	2-I12	ROD, PARKING-----	1-H11
PISTON, HIGH CLUTCH-----	1-M10	PLUG SET, SPARK-----	1-F8	PUMP, FUEL-----	2-K6	RETAINER, FASCIA-----	2-E10	ROD, PUSH-----	2-D7
PISTON, LOW & REVERSE-----	1-F11	PLUG, BLIND-----	1-G3	PUMP, FUEL-SUB-----	2-K6	RETAINER, LOCK CYL-----	3-H3		2-G6
PISTON, O. W. VALVE-----	2-G6	PLUG, CAP-----	1-C8	PUMP, METERING OIL-----	1-D6	RETAINER, SERVO-----	1-J9	ROD, RETRACTABLE-----	2-D11
PISTON, PRIMARY-----	2-H7	PLUG, CORNER SEAL-----	1-M3	PUMP, OIL-----	1-C6	RETAINER, SERVO SPRING-----	1-M9	ROD, SELECTOR-REAR-----	2-E8
PISTON, REVERSE-----	1-M10	PLUG, DRAIN-----	1-H3		1-D9	RETAINER, SPRING-----	1-I9	ROD, SHIFT (1ST&2ND)-----	1-C8
PIVOT, ROLLER-----	1-E9		2-K6	PUMP, VANE-----	2-L4	RETAINER, SPRING-CLU. ONE W	1-F11	ROD, SHIFT (3RD&4TH)-----	1-C8
PLATE-----	1-D11		2-M13	PUMP, WASHER-----	2-J10	RETAINER, SPRING-PSTN STEM	1-C11	ROD, SHIFT-OVER TOP & REVE	1-C8
	1-I10		2-N12		3-C9	RING-----	1-K6	ROTOR-----	1-C6
	1-K3		2-N13	PUMP, WATER-----	1-I6	RING SET-KEY CYLINDER-----	2-C15		1-18
	2-F7		3-G3		1-J6	RING SET, 'O'-----	1-C3		1-N3
PLATE NO. 1(L), SET-F.-----	2-F10		3-N8			RING, 'O'-----	1-C5	ROTOR, SENSOR-RR A. B. S.---	2-E3
PLATE NO. 1, PRINT-----	2-E15	PLUG, DRAIN-LIFT GATE UP.---	2-N13				1-D3		2-M4
PLATE NO. 1, SET-F. BUMPER-----	2-F10	PLUG, HOLE-----	2-M13	*****		RUBBER(C), CUSHION-BONNET---	1-D3	RUBBER(L), ENGINE MT.-----	2-C6
PLATE NO. 2(L), SET-F. BUMPE	2-F10	PLUG, HOLE-F. SIDE FRAME-----	2-M13	* R *		RUBBER(L), SEAL-SIDE PANEL	1-E10	RUBBER(L), SEAL-SIDE PANEL	2-J15
PLATE NO. 2(R), SET-F. BUMPE	2-F10	PLUG, HOLE-FLAP-----	2-M13	* *		RUBBER(R), ENGINE MT.-----	1-F3	RUBBER(R), SEAL-SIDE PANEL	2-C6
PLATE NO. 3(L), SET-F. BUMPE	2-F10	PLUG, JET-----	1-D3	*****		RUBBER(R), SEAL-SIDE PANEL	1-F9	RUBBER, BLADE-FRONT-----	2-J15
PLATE NO. 3(R), SET-F. BUMPE	2-F10	PLUG, MAGNET-----	1-F7				1-G3		3-K8
PLATE NO. 4(L), SET-F. BUMPE	2-F10		2-J5	RACE, BEARING-----	1-D11		1-G7	RUBBER, CUSHION-BONNET FRT	2-J12
PLATE NO. 4(R), SET-F. BUMPE	2-F10	PLUG, MAGNET DRAIN-----	1-F7		1-E11		1-H5		2-K12
PLATE SET, SEAT BELT-----	2-M16	PLUG, OIL JET-----	1-J5	RACE, INNER-----	1-F11	RUBBER, HANGER-----	1-J9	RUBBER, INSULATOR-----	3-14
PLATE(L), CLOSING-QTR PANE	2-H13	PLUG, OUTER HANDLE-----	3-G3	RACE, OUTER-----	1-D11	RUBBER, INSULATOR-----	1-K4		3-L4
PLATE(L), CLOSING-R. FENDER	2-L13	PLUG, REGULATOR-----	1-C10	RACK, STEERING GEAR-----	2-J4		1-K9	RUBBER, MOUNT-----	1-K6
PLATE(L), CORNER-----	2-H13	PLUG, SERVICE COVER-----	2-N13	RADIATOR-----	1-K6	RUBBER, MOUNT - DIFF. CASING	1-L9	RUBBER, MOUNT-HYD. UNIT---	2-F4
PLATE(L), FRONT SCUFF-----	3-I9	PLUG, SPARK-----	1-E8	RAIL(L), GUIDE-----	3-N5	RUBBER, MOUNTING-----	2-L7		1-C9
PLATE(L), GUIDE-----	3-D6	PLUG, SQUARE HEAD-----	1-F8	RAIL(L), RAIN-----	2-H13		3-G6		1-H4
PLATE(L), POSITION-S. ROOF	3-C6	PLUG, STOPPER-----	1-G10	RAIL(L), ROOF-INNER-----	2-G13	RING, 'O'-ACCUM. CLUTCH---	1-L9	RUBBER, REAR-ET/ED COMBI.-	3-E7
PLATE(L), STRUT BAR-----	2-F13	PLUG*A', BLIND-S. SPOILER---	2-M13	RAIL(L), GUIDE-----	2-F13	RING, 'O'-ACCUM. FOR CLUT	1-M9	RUBBER, SEAL-----	1-H7
PLATE(R), CLOSING-QTR PANE	2-F13	PLUG*B', BLIND-S. SPOILER---	2-M13	RAIL(R), RAIN-----	2-E13	RING, 'O'-FUEL PUMP-----	2-K6		3-L7
PLATE(R), CLOSING-R. FENDER	2-L13	PLUNGER, CONTROL-----	1-C6	RAIL(R), ROOF-INNER-----	2-E13	RING, 'O'-INJECTOR-----	1-K4	RUBBER, SEAL-FRESH AIR DUC	1-M4
PLATE(R), CORNER-----	3-I9	POCKET(L), QTR. TRIM-----	3-J10	RECTIFIER-----	1-H8	RING, 'O'-INLET MANIFOLD---	1-H4	RUBBER, SEAL-SIDE PANEL---	2-E4
PLATE(R), FRONT SCUFF-----	3-I9	POCKET(R), QTR. TRIM-----	3-J10	REFRIGERANT DRUM-----	3-I4	RING, 'O'-INNER-----	1-M3	RUBBER, STAB-FRT-----	2-F5
PLATE(R), GUIDE-----	3-D6	POLE, ANTENNA-----	3-I7	REGULATOR(L), WINDOW-----	3-H3	RING, 'O'-MASTER CYL-----	2-H7	RUBBER, STOPPER-----	3-H3
PLATE(R), POSITION-S. ROOF	3-C6	PRESSURE RG., FUEL-----	1-L4	REGULATOR(R), WINDOW-----	3-H3	RING, 'O'-NO. 1-----	3-M4		
PLATE(R), STRUT BAR-----	2-C13	PROTECTOR-----	1-J4	REGULATOR, PRESSURE-----	1-C6	RING, 'O'-NO. 3-----	3-G5		
PLATE, ABSORBER-----	1-F4		2-C8	REGULATOR, VOLTAGE-----	1-H8	RING, 'O'-OIL LEVEL SENSOR	3-G6		
PLATE, BACKING-----	1-C9	PROTECTOR(L), COWL GRILLE---	2-H10	REINF. (L), BELT LINE-C.PIL	2-F13	RING, 'O'-OUTER-----	1-M3		
PLATE, BAFFLE-----	1-I9	PROTECTOR(L), DRIP MLDG-----	2-M10	REINF. (L), COWL SIDE-----	2-G13	RING, 'O'-PRESSURE REGU.---	1-L4		
	2-K3	PROTECTOR(L), FENDER-----	2-D11	REINF. (L), F. PILLAR INNER	2-E13	RING, 'O'-TENSION BOLT-----	1-G3		
PLATE, CAM-----	2-D5	PROTECTOR(L), RETRA. H/L-----	2-D11	REINF. (L), FLOOR SIDE-----	2-G13	RING, 'O'-UP. ACCUM 2ND PIS	1-L9		
	2-F4	PROTECTOR(L), RR. COMB-----	2-M11	REINF. (L), HINGE-----	2-G13	RING, 'O'-WATER THERMO SW.	3-G6		
PLATE, CAUTION-----	3-I10	PROTECTOR(R), COWL GRILLE---	2-H12	REINF. (L), REAR PILLAR IN.	2-G13	RING, BACKUP-----	1-D3		
PLATE, CLAMP-----	2-J4	PROTECTOR(R), COWL GRILLE---	2-H12	REINF. (L), ROOF RAIL-----	2-H13	RING, ILLUMINATION-----	3-J6		
PLATE, CRANKSHAFT PULLEY---	1-J3	PROTECTOR(R), DRIP MLDG-----	2-M10	REINF. (L), SIDE SILL-----	2-H13	RING, RETAINING-----	1-C8		
PLATE, DISC-----	2-E3	PROTECTOR(R), FENDER-----	2-D11	REINF. (L), SUSPENSION HSG-----	2-G13		1-L7		
	2-M4	PROTECTOR(R), RETRA. H/L-----	2-D11	REINF. (R), WHL. APRON-----	2-H12		2-E3		
PLATE, DISHED-----	1-L10	PROTECTOR(R), RR. COMB-----	2-M11	REINF. (R), BELT LINE-C.PIL	2-F13	RING, RETAINING-BALL BEARI	1-K7		
PLATE, DRAIN PLUG-UNDER C.	1-G7	PROTECTOR(R), COWL GRILLE---	2-H12	REINF. (R), COWL SIDE-----	2-E13	RING, SEAL-----	1-D9	SCREEN(L), FRONT DOOR-----	3-I3
PLATE, DRIVE-----	1-C9	PROTECTOR(R), COWL GRILLE---	2-H12	REINF. (R), F. PILLAR INNER	2-E13		1-E9	SCREEN(R), FRONT DOOR-----	3-H3
	1-D11	PROTECTOR(R), DRIP MLDG-----	2-M10	REINF. (R), HINGE-----	2-E13				
PLATE, DRIVEN-----	1-F11	PROTECTOR(R), FENDER-----	2-D11						
	1-G11	PROTECTOR(R), RETRA. H/L-----	2-D11						
	1-L10	PROTECTOR(R), RR. COMB-----	2-M11						
	1-N10	PROTECTOR(R), COWL GRILLE---	2-H12						
PLATE, DRIVEN-FRONT-----	1-D11	PROTECTOR(R), DRIP MLDG-----	2-M10						

CAT. AUF05-03

E-005

3-F12

ALPHABETICAL INDEX *** ENGLISH ***

***** * V * *****		WASHER, SPEAKER----- 3-M7 WASHER, SPRING----- 2-G3 WASHER, STOP----- 2-I4 WASHER, THRUST----- 1-D9 1-G11 1-J7 1-K3 1-K7 1-M7
VACUUM POWER ASSIST----- 2-G7 VALVE----- 1-G10 VALVE, ACCUMULATOR----- 1-C10 VALVE, AIR----- 2-G5 VALVE, AIR BYPASS----- 1-I4 1-N4 VALVE, AIR CONTROL----- 1-E5 VALVE, CHECK----- 1-E5 1-J5 2-D6 2-M6 3-I8		WASHER, THRUST LOCK-OVER T 1-M7 WASHER, THRUST-REVERSE IDL 1-L7 WASHER, TOOTHED----- 3-M8 WASHER, TRUST----- 1-K10 WASHER, WAVE-CHANGE CONT.C 1-D8 WAX, THERMO----- 1-C5 WEATHERSTRIP(L), DOOR----- 3-F3 WEATHERSTRIP(L), DOOR-LOW. 3-E3 WEATHERSTRIP(L), INN.----- 3-J3 WEATHERSTRIP(R), DOOR----- 3-F3 WEATHERSTRIP(R), DOOR-LOW. 3-E3 WEATHERSTRIP(R), INN.----- 3-J3 WEATHERSTRIP, BONNET-REAR- 2-K12 WEATHERSTRIP, S/ROOF----- 3-D6 WEDGE, LIFTGATE----- 3-I5 WEIGHT, BALANCE----- 1-K3 WEIGHT, COUNTER----- 1-K3 WEIGHT, DISC WHEEL-ALUMI-- 2-G5
VALVE, CONTROL----- 1-C10 1-I4 VALVE, CONVR RELIEF----- 1-G10 VALVE, DUTY SOLENOID----- 1-C4 VALVE, E. G. R.----- 1-K5 VALVE, EXPANSION----- 3-F5 3-G5		WELT(L), SEAMING----- 3-F3 WELT(R), SEAMING----- 3-F3 WELT, SEAMING----- 3-N5 WHEEL, DISC-ALUMI.----- 3-H5 WHEEL, FLY----- 1-J3 WHEEL, SPROCKET----- 1-C6 WIRE----- 2-H5 WIRE, A. C. C.----- 3-D7 WIRE, EARTH----- 3-D8 WIRE, EARTH-FILLER PIPE----- 2-L6 WIRE, EARTH-HYD. UNIT----- 2-M7 WIRE, EARTH-REAR DEFFOGGER- 3-L7 WIRE, RELEASE----- 2-G16 WIRE, RELEASE-BONNET----- 2-J12 WIRING, ENGINE----- 3-C8 WIRING, FLOOR----- 3-8B WRENCH, HUB NUT----- 3-D10 WTHSTP, LIFT GATE----- 3-I5 WTHSTP(L), GLASS-F. DOOR-- 3-F3 WTHSTP(R), GLASS-F. DOOR-- 3-E3
VALVE, EXTRACT CHAMBER--- 2-I12 VALVE, FUEL VAPOR----- 2-M6 VALVE, IDLE AIR CONTROL--- 1-M5 VALVE, LOCK UP CONTROL--- 1-H10 VALVE, MANUAL----- 1-C10 VALVE, MODIFIER----- 1-C10 VALVE, NON RETURN----- 2-L6 VALVE, ORIFICE CHECK----- 1-C10 VALVE, P. B.----- 2-M7 VALVE, P. C. V.----- 1-J5 VALVE, RELIEF----- 3-D5 3-N4 VALVE, SHIFT----- 1-F10 1-G10		***** * Y * *****
VALVE, SOL.-AIR BLEED EXTE 1-I5 VALVE, SOLENOID----- 1-E5 1-F5 1-J5		YOKE----- 1-JB 1-L8 YOKE SET, SUPPORT-ST. GEAR 2-J4
VALVE, SOLENOID-A.C. VALVE 1-E5 VALVE, SPOOL----- 1-H10 VALVE, ST. GEAR----- 2-K4 VALVE, 3RD LOCK UP----- 1-H10 VALVE, 3WAY----- 1-I5		
***** * W * *****		
WALL(L), SIDE----- 2-K15 WALL(R), SIDE----- 2-K15 WARNING, HEAT----- 2-K15 WASHER----- 1-D10 2-D11 2-E8 2-F6 2-G16 2-J3 2-J4 3-C5 3-E5 3-M8		
WASHER SET----- 1-J8 1-L8 WASHER, HYD. UNIT----- 2-L7 WASHER, LOCK-PUMP FILTER-- 2-K6 WASHER, PLAIN----- 1-F11 1-J9 1-L9 2-E3		
WASHER, PLAIN-LOWER ARM--- 2-M6 WASHER, PLAIN-REAR BRAKE-- 2-E3 WASHER, SEAL----- 1-H3 WASHER, SETTING----- 3-D3 WASHER, SLEEVE-REAR BRAKE- 2-C5 2-E3 2-E4		

MODEL IDENTIFICATION

This parts catalog has been compiled to cover the following models.

(1/1)

Model No.	Specifications of vehicles																			VIN (Chassis No.)					
	Basic spec.	Engine	Turbo	T/mission	Speed		Body	Roof			Suspension		Diff.	Brake	Airbag	Production period		Model year	U.S.A.			Guam & Saipan			
	U.S.A.	RE 13B	Turbo	Manual Transmission	Automatic Transmission	4 speed	5 speed	Coupe	W/O sun roof	Steel sun roof	Glass sun roof	Normal suspension	Hard suspension	Limited slip diff.	Antilock brake system	Air bag	From	To	1994		Production for U.S.A.	Grade	Production for Guam & Saipan	Grade	Grade
	(US)	(13)	(TR)	(MT)	(AT)	(4S)	(5S)	(CP)	(W/O SR)	(ST)	(GS)	(NS)	(HS)	(LS)	(AL)	(AB)						(BS)	(R2)	(TR)	(BS)
FD15	US	13	TR	MT		5S	CP	W/O SR			NS	LS	AL	AB	Aug '93	Jul '94	→	→	Yes	BS		Yes	BS		FD333+ - 300001-310000
FD16	US	13	TR	MT		5S	CP	W/O SR			HS	LS	AL	AB	Aug '93	Jul '94	→	→	Yes		R2	Yes		R2	FD333+ - 300001-310000
FD17	US	13	TR		AT	4S	CP	W/O SR			NS	LS	AL	AB	Aug '93	Jul '94	→	→	Yes	BS		Yes	BS		FD333+ - 300001-310000
FD18	US	13	TR	MT		5S	CP			GS	NS	LS	AL	AB	Aug '93	Jul '94	→	→	Yes		TR	Yes		TR	FD333+ - 300001-310000
FD19	US	13	TR		AT	4S	CP			GS	NS	LS	AL	AB	Aug '93	Jul '94	→	→	Yes		TR	Yes		TR	FD333+ - 300001-310000
FD30	US	13	TR	MT		5S	CP		ST		NS	LS	AL	AB	Aug '93	Jul '94	→	→	Yes	BS		Yes	BS		FD333+ - 300001-310000

AUFA05

BODY PAINTS AND INTERIOR COLORS

THIS LIST SHOWS COMBINATION OF BODY PAINT AND INTERIOR COLOR. USING THIS LIST YOU WILL BE ABLE TO FIND OUT NECESSARY COLOR CODE OF PART YOU NEED IN THE TEXT.

BODY PAINT		INTERIOR COLOR CODE		
NAME	CODE			
Brilliant black	PZ	F E 5	F E 6	F E 7
Vintage red	NU	F E 5	F E 6	
Silver stone metallic	3L	F E 5		F E 7
Montego blue metallic	M8	F E 5	F E 6	
Chaste white	PT	F E 5	F E 6	F E 7

NOTE:
COLORS OF INTERIOR CODES
ARE AS FOLLOWS.

FE5	Black
FE6	Tan
FE7	Red

AUFA05

COMPLETE ASSEMBLY PARTS NUMBERS

Engine

Specifications of vehicles		Parts number
T/mission	Suspension	
Manual T/mission	Normal suspension	N3C5 - 02 - 000
	Hard suspension	N3C1 - 02 - 000
Automatic T/mission	※	N3C2 - 02 - 000

T/mission

(1/1)

Specifications of vehicles	Parts number
T/mission	
Manual T/mission	R564 - 03 - 000
Automatic T/mission	BV65 - 19 - 090H

Cabin

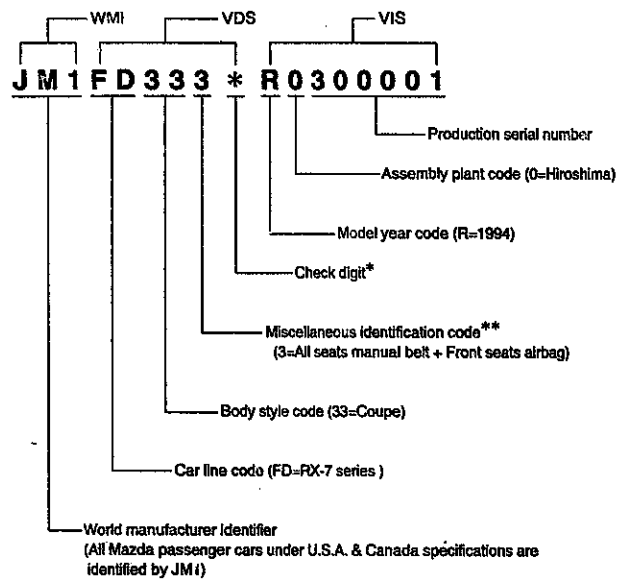
Specifications of vehicles		Parts number
Roof	Suspension	
W/O sunroof	Normal suspension	FD15 - 07 - 000
	Hard suspension	FD16 - 07 - 000
Steel sunroof	※	FD30 - 07 - 000
Glass sunroof		FD18 - 07 - 000

The ※ mark in the above chart does not affect on part number selection.
Complete assemblies are available and manufactured in accordance with current production specifications only.

AUFA05

VEHICLE IDENTIFICATION SYSTEM FOR RX-7 SERIES (1994)

VIN (= Vehicle Identification Number) for RX-7series (1994 - Year Model) consists of WMI(= World Manufacturer Identifier), VDS(= Vehicle Description Section) and VIS(= Vehicle Identification Section). VDS consisting of six alphanumeric characters denotes the "MODEL SERIES". VIS consisting of eight alphanumeric characters denotes the serial unit number of vehicle and is sequentially numbered within each VDS.

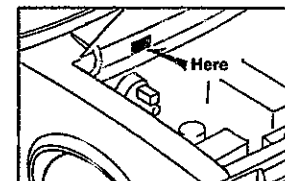


* Check digit is included as a VIN security feature to permit law enforcement verification of the authenticity of a suspected illegal VIN plate. This single digit number is determined, based upon a complex mathematical formula which is applied to each vehicle's VIN number.

** Miscellaneous Identification Code identifies major components such as engine, brake system, cab type, etc.

LOCATION OF VIN PLATE

The plate is attached to the top ledge of the dash panel under the bonnet(engine hood), refer to the illustration shown right.



[Note]

If the VIN(Chassis) reference number in the PCM(Parts Catalog Microfiche) appeared as:

FD333 * - 300001

...the vehicle's VIN would be e.g. JM1FD333*R0300001.

ABBREVIATIONS

The following abbreviations are used throughout Mazda Microfiche parts catalog: in the illustration, text, section number index, alphabetical index.

Abbreviation	Definition	Abbreviation	Definition	Abbreviation	Definition	Abbreviation	Definition	Abbreviation	Definition	Abbreviation	Definition
1ST	First	B.S.V.	Bleed Solenoid Valve	DIFF.	Differential	L/EM	Less Emission Controls	..P	Panel	..P	Panel
2ND	Second	BTHR	Breather	DISC/B	Disc Brake	L.H.D.	Left Hand Drive	(P)	Primary	(P)	Primary
2D.	2-Door	BUMP.	Bumper	DIST	Distributor	L.H. SIDE	Left Hand Side	PARK or PARKG	Parking	PARK or PARKG	Parking
2-SEAT	2-Seater	BURG.	Burglar	DMPR	Dumper	LKOUT	Lock-out	PASS.	Passenger	PASS.	Passenger
3D.	3-Door	BY.A.C.V.	Bypass Air Control Valve	DOHC	Double Overhead Camshaft	L. NOSE	Long Nose	P.B.	Proportioning Brake	P.B.	Proportioning Brake
3PD	Third					L/NVGT. CPU	Less Navigation computer	P.C.V.	Positive Crankcase Ventilation	P.C.V.	Positive Crankcase Ventilation
3-SP	3-Speed	[C]	Center	D.P.	Dual Proportioning	L.O.	Low	PHLPPNS	Philippines	PHLPPNS	Philippines
4D.	4-Door	C. or (C)	Center	DRUM/B	Drum Brake	L.S. VALVE	Load Sensing Valve	PILR.	Pillar	PILR.	Pillar
4-SP or 4-SPD	4-Speed	CALIF.	California	D/TIRE or D.TIRE	Double Tire	L/PARTITION	Less Partition	PV	Pivot	PV	Pivot
4S-SP	4-Speed/5-Speed	C/AREA	Cold Area		(=Dual Tire)	L.P.G.	L.P. Gas (=Liquefied Petroleum Gas)	PKG.	Package	PKG.	Package
4TH	Fourth	CAN.	Canada	D.T. TOP	Detachable Top	L.S.D. or L.S. DIFF	Less Slip Differential	PNEUMA.	Pneumatic	PNEUMA.	Pneumatic
5D.	5-Door	CARB.	Carburetor	DUMP.	Dump Truck	..L.T.	..Liter(s) Tank	PNT	Point	PNT	Point
5-LINK	5-Link Suspension	CAT.	Catalyst	DX.	Deluxe	L/TAILGATE	Less Tailgate	POS.	Position	POS.	Position
5-SP or 5-SPD	5-Speed	C.DISC	Compact Disc	D. YLW	Dark Yellow	LVR	Less Tension	POSIT.	Positive	POSIT.	Positive
10TH-ANNIV.	10th-Anniversary	CE	Conventional Engine (=Reciprocating Gasoline Engine)	[E]		LX or LX-P	LX with Performance Package	POW. WINDOW	Power Window	POW. WINDOW	Power Window
[A]				ECE	Economic Commission for Europe	..M	..Meter(s)	P.P.	Polypropylene (Plastics)	P.P.	Polypropylene (Plastics)
..A	..Ampere	C.G.R.	Constant Gear Ratio	ECON.	Economy	MA. CYL	Master Cylinder	PRESS	Pressure	PRESS	Pressure
A.A.S. or A.A.SUSP	Automatic Adjusting Suspension	CH	Coach	E.C.P.S. SYS	Electric Control Power Steering System	MAINT.	Maintain or Maintenance	PROTH	Protection	PROTH	Protection
ABS	Absorber	CHG	Change	EGI	Electric Gasoline Injection	MAP	Manifold Absolute Pressure	PROTR	Protector	PROTR	Protector
A.B.S.	Anti lock Brake System	CHMBR	Chamber	E.G.R.	Exhaust Gas Recirculation	M.A. SUSP	Multi-Adjustable Suspension	PORTGL	Portugal	PORTGL	Portugal
A.B.S.V.	Air Bleed Solenoid Valve	CHK	Check	ELECT.	Electric	M.E. EAST	Middle East	P.S.	Power Steering	P.S.	Power Steering
A.C.	Air Conditioner	CLG.	Cooling	E.M.	Emission Controls	M.F.	Maintenance Free	P-SOUND	Premium Sound	P-SOUND	Premium Sound
A.C.C.	Automatic Cruise Controls	CLNR	Cleanse	ENEGY or ENGY	Energy	MIR	Mirror	PSIN	Piston	PSIN	Piston
ACCEL	Accelerator	CLTR	Cigarette Lighter	ENGL	Engine	M.L. EAST	Middle East	PTC	P- drive Temperature Coefficient	PTC	P- drive Temperature Coefficient
ACTR	Actuator	CLU	Clutch	ENGR	Engineer	M.M.	Manifold	P.T.O.	Power Take Off	P.T.O.	Power Take Off
A.C.V.	Air Control Valve	C.MEMBER	Crossmember	ENGR	Engine	M.M.	Molding	PU	Pickup	PU	Pickup
ADJ.	Adjuster or Adjustable or Adjusting	CNTNR	Container	ENGLZR	Equalizer	M.LD. or MLDG.	Molding	P/W or P. WINDOW	Power Window	P/W or P. WINDOW	Power Window
ADJ.SUSP	Adjustable Suspension	COMB.	Combination	EQUIP.	Equipment	M.M.	Molding	PWRGT LIFTR	Power Gate Lifter	PWRGT LIFTR	Power Gate Lifter
AIR P.	Air Pipe	COMP.	Companion	EX.	Exhaust	M.P.	..Meter(s)	PWT.	Powertrain	PWT.	Powertrain
AIR CON.	Air Conditioner	COMPR	Compressor	EXC.	Except	M.P.	..Meter(s)	QTR.	Quarter	QTR.	Quarter
ALTN	Alternator	COMPS.	Compass	EXC.10TH-ANNIV.	EXC.10th-Anniversary	M.P.C.	..Meter(s)	QTY	Quantity	QTY	Quantity
ALUM.	Aluminum	CONDNR	Condenser	EXT.	Extension	M.PX.	..Meter(s)	R	Final Gear Ratio	R	Final Gear Ratio
AMP.	Amplifier	CONN.	Connector or Connecting	EXTRACT.	Extractor	M.R.	Maroon	R or (R)	Right	R or (R)	Right
ANALOG	Analogue	CONNS.	Consoles	[F]	Front-	M.R.	Maroon	RAD.	Radiator	RAD.	Radiator
ANIV.	Anniversary	CONT.	Control	..F	..Foot	M.T. & MTG.	Mounting	RE	Rotary Engine	RE	Rotary Engine
ANT	Antenna	CONV.	Conventional	FED.	Federal	MT	Manual Transmission	RECIPRO	Reciprocating Engine (=Conventional Engine)	RECIPRO	Reciprocating Engine (=Conventional Engine)
ARG	Argent	CONVR	Converter	FINS	Finisher	[N]	Number of Teeth	REFRIGER.	Refrigerator Van	REFRIGER.	Refrigerator Van
A.S. ABSORBER	Adjust Shock Absorber	COVR.	Cover	F.I.P.	Fuel Injection Pump	N-	Narrow	REG. or REGUL.	Regular	REG. or REGUL.	Regular
ASH.	Ashtray	CPE	Coupe	FLEX	Flexible	NARR.	Narrow	REG. GAS	Regular Gasoline	REG. GAS	Regular Gasoline
ASSY	Assembly	CPT.	Complete Assembly	F.I. MIXER	Fuel Injection Mixer	N.O.	Normal Close	REGUL.	Regulator	REGUL.	Regulator
AT	Automatic Transmission	CPU	Computer	FDX.	Folding	N.O.	Normal Open	REL.	Release	REL.	Release
ATT	Attachment	C.P.UNIT	Central Processing Unit	F.LID	Filler Lid	NON-SP.	Non-Special Equipment	REM. CON.	Remote Controlled	REM. CON.	Remote Controlled
AUS	Austria	CRK	Crank	F.LID	Filler Lid	NON-TILT	Non-Tilting	RET.	Return	RET.	Return
AUST.	Australia	CRUST	Crust	F.L. DECK	Full Logic Deck	NOR.	Normal	RETAIN.	Retaining	RETAIN.	Retaining
AUTO.	Automatic	C/SHIFT	Column Shift	FOLD.	Folding	NOZ.	Nozzle	RETRACT	Retractable	RETRACT	Retractable
[B]		CTR.	Center	FRA	France	NOZ.W.	New South Wales (Aust.)	REV.	Reverse	REV.	Reverse
BAL.	Balance	CUSH.	Cushion	FRT	Front	NVGT. CPU	Navigation Computer	R.H.D.	Right Hand Drive	R.H.D.	Right Hand Drive
BAT	Battery	CYL	Cylinder	F/SHIFT	Fully Controlled	N.Z.	New Zealand	RICO	Pneumatic	RICO	Pneumatic
B.COLOR	Body Color	D. or DR	Door	FULL CON.	Fully Controlled	[O]	Over	R.H. SIDE	Right Hand Side	R.H. SIDE	Right Hand Side
B/DOOR	Back Door	D..	Door	[G]	..Gram(s)	O	Outer Diameter	REINF.	Reinforcement	REINF.	Reinforcement
BDY	Body	DBL CAB	Double Cab (=Crew Cab)	GARN	Garnish	O.FLTR	Oil Filter	R. or RR.	Rear	R. or RR.	Rear
BELT.	Beltline	D. BLUE	Dark Blue	GAS.	Gasoline	O.H.	Over Head	[S]	..Side	[S]	..Side
BLK	Black	D. BRN	Dark Brown	GASOH	Gasohol	OH	Overhead Camshaft	..S.	Secondary	..S.	Secondary
BLU	Blue	DE	Dark Brown	GEN	General	OH CONSUMP.	Oil Consumption	(S)	Safety	(S)	Safety
BLU/GRY	Bluish Gray	DEF.	Defroster	G.NATCH	Glass Hatch	ORD. BY..	Optional	S. AFRICA	South Africa	S. AFRICA	South Africa
BLU. M	Blue Metallic	DEFG	Defogger	G.L.D. M	Gold Metallic	GRY	Gray	SAUDI	Saudi Arabia	SAUDI	Saudi Arabia
BLVA	Bolivia	DES	Design	GLS	Glass	GRY/GRN	Greenish Green	S/BODY	Short Body	S/BODY	Short Body
BRG.	Gearing	DEMS.	Demister	GOV.	Governor	[H]		S/BOX	Short Box	S/BOX	Short Box
BRKT.	Bracket	D. GRAY	Dark Gray	GRN	Green						
BRN	Brown	DIAPH	Diaphragm	GRY	Gray						
BRT.	Britain (=Great Britain)			GRY/GRN	Greenish Green						

Abbreviation	Definition	Abbreviation	Definition	Abbreviation	Definition
SDN	Sedan	U. LONG	Ultra Long		
SDUTY	Standard Duty	UND	Under		
SELECT.	Selective Use	UP	Upper		
SEN.	Sensor	URETANE	Urethane Rubber		
SERV.	Service	U.S.	Undersize		
S.FORK	Shift Fork	[V]			
SIG., SGN or SIG.	Signal	.V	..Volt(s)		
SHFT	Shift	.V.	Valve		
SHRD	Shroud	VAC.	Vacuum		
SHTR	Shutter	V.CHAMBER	Vacuum Chamber		
SILV. M or SILVER M.	Silver Metallic	Vent.	Ventilator or Ventilation		
SING	Singapore	V.G.R.	Variable Gear Ratio		
SILEN	Silencer	VNL	Vinyl		
SLDG	Sliding	[W]			
SLN	Skoon	.W	..Watt(s)		
SML	Small	W. or WIND	Window		
S. NOSE	Short Nose	W-	Width-		
SOL	Solenoid	W/.	With. or Use with		
SP.	Speed	W/L S. VALVE	W/O Load Sensing		
SPEC.	Specification	VALVE	Valve		
SPEEDO.	Speedometer	W/O OIL CONSUMP.	W/O Oil Consumption		
SPG.	Spring	W/O P.T.O.	W/O Power Take-Off		
SPK.	Speaker	WARN.	Warning		
	(-Loud-speaker)	WAS.	Washer		
SPLR	Spoiler	W/AUTO BELT	With Automatic		
ST.	Steering		Shoulder Belt		
STAB.	Stabilizer	W/CHASSIS	Windshield Chassis		
STD.	Standard	WAT	Water		
S/TIRE or S. TIRE	Single Tire	WGN	Wagon		
STYL	Styled	WHL	Wheel		
SUB-TRNS	Sub-transmission	WHT	White		
SUN SHLD	Sun Shield	WIND.	Window		
SURGT.	Surge Tank	WIP.	Wiper		
SUP. GAS	Super Gasoline	W/O AUTO BELT	Without Automatic		
SUSP	Suspension		Shoulder Belt		
S.V.	Solenoid Valve	W/O.	Without.		
SW.	Switch	WOOF.	Woofer		
S. WASHER	Screen Washer	W. PUMP	Water Pump		
	(Windshield Washer)	WSHLD or WNDSHLD	Windshield		
SWD.	Sweden	WSTR or WT:STP	Weatherstrip		
SYNC.	Synchronizer	W/T	With Tube (Tire)		
[T]		[Y]			
.T	..Ton(s)	YLW	Yellow		
T..	Thick - see..	YLW/GRN	Yellowish Green		
TACH. & TACHOM.	Tachometer	YLW/WHT	Yellowish White		
T.ADJUST	Time Adjusting	[Z]			
TACHOZ TACHOM.	Tachometer	Z.TEMP	Zone Tempered		
T.BELT	Timing Belt				
T/CEILING	Top Ceiling				
TEMP.	Temperature				
T/F	Transfer				
TH.	Throttle				
THAI	Thailand				
THERM.	Thermostat				
THROT.	Throttle				
T/L	Tubeless				
T/MISSION	Transmission				
TRD CLMT	Torrid Climates				
TRK	Truck				
TRO. GLIDE	Torque Glide				
T. TOBAGO	Trinidad and Tobago				
TURB.	Turbocharge				
TWIN	Twin				
[U]					
U.K.	The United Kingdom				