

Parts Catalog

Mazda RX-7
U.S.A.
(93)



FD3 ***-200001-300000

built by littlecat

mazda

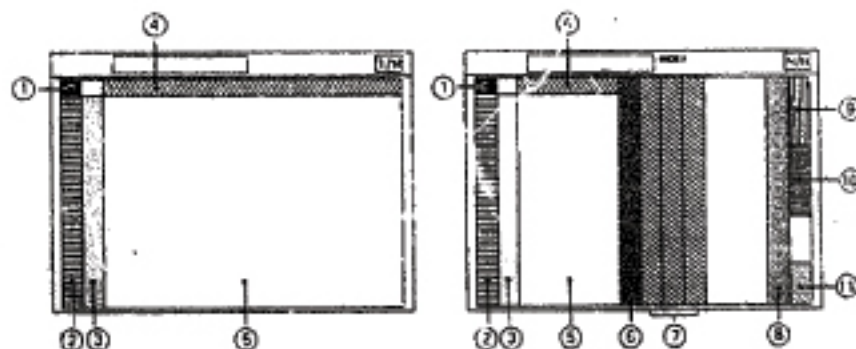
© 1994 Mazda Motor Corporation

Oct. '94 (FINAL)

Catalog No. AU-FA94-06

LAYOUT OF CONTENTS / DISPOSITION TYPOGRAPHIQUE DE CONTENU / DISPOSICION DEL CONTENIDO / ANORDNUNG DES INHALTS


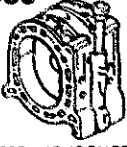

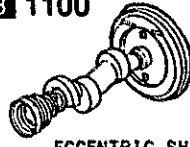


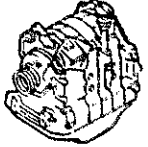
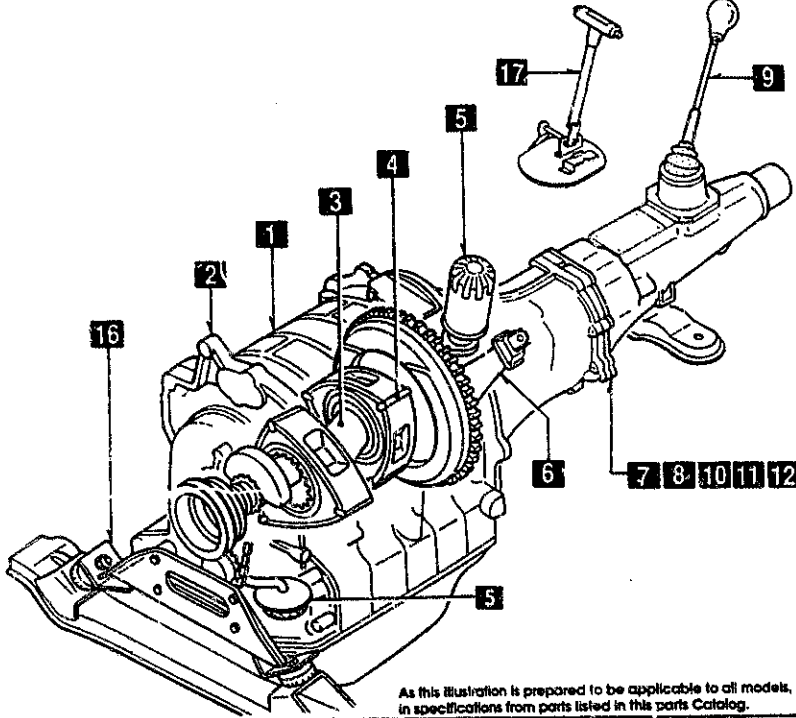


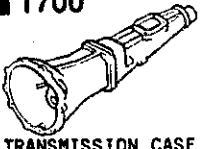




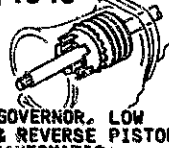
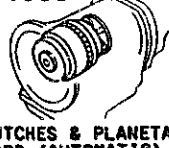


- The following is a typical example of the layout of contents on Mazda microfiche parts catalog.
- Voici un exemple typique de la disposition typographique de contenu dans les microfiches de catalogue des pièces de Mazda.
- El siguiente es un ejemplo típico de la disposición del contenido en una microficha del catálogo de repuestos de Mazda.
- Folgendes ist ein typisches Beispiel der Inhaltsanordnung des Mazda-Mikrofiche-Teilekatalogs.








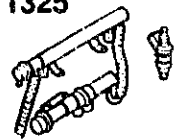
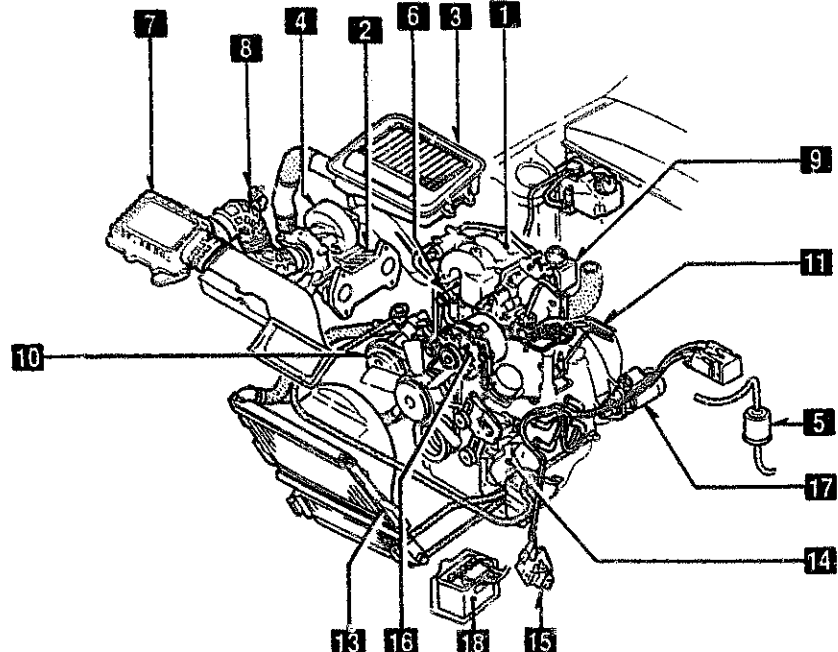
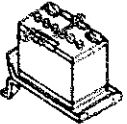




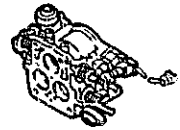



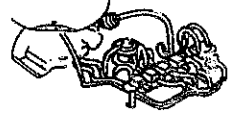
Remark: The items listed under ④ have been deleted from each fiche since Dec. '93

- | | | |
|--|---|--|
| ① • Layout of contents
• Disposition Typographique de Contenu
• Disposición del contenido
• Anordnung des Inhalts | ② • Pictorial Index
• Index per Schémas
• Índice Gráfico
• Illustrierter Index | ③ • Master Section No. Index
• Index des Numéros des Sections Totales
• Índice del Número de la Sección Maestra
• Hauptabschnittsnummer-Index |
| ④ • Section No. Index for the Column
• Index des Numéros des Sections pour les Colonnes
• N° de la Sección para el Índice
• Abschnittsnummer-Index für die Spalte | ⑥ • Illustration & Text
• Illustrations et Textes
• Ilustración y Texto
• Abbildung und Text | ⑩ • Part No. Index
• Index des Numéros des Pièces
• Índice del N° de Pieza
• Teile-Nr.-Index |
| ⑦ • Alphabetical Index
• Index Alphabétique
• Índice Alfabético
• Alphabetischer Index | ⑧ • Model Identification
• Identification des Modèles
• Identificación del Modelo
• Modell-Kennzeichnung | ⑪ • Vehicle Identification System
• Système d'Identification de Véhicule
• Sistema de Identificación de Vehículo
• Fahrzeug-Identifikationssystem |










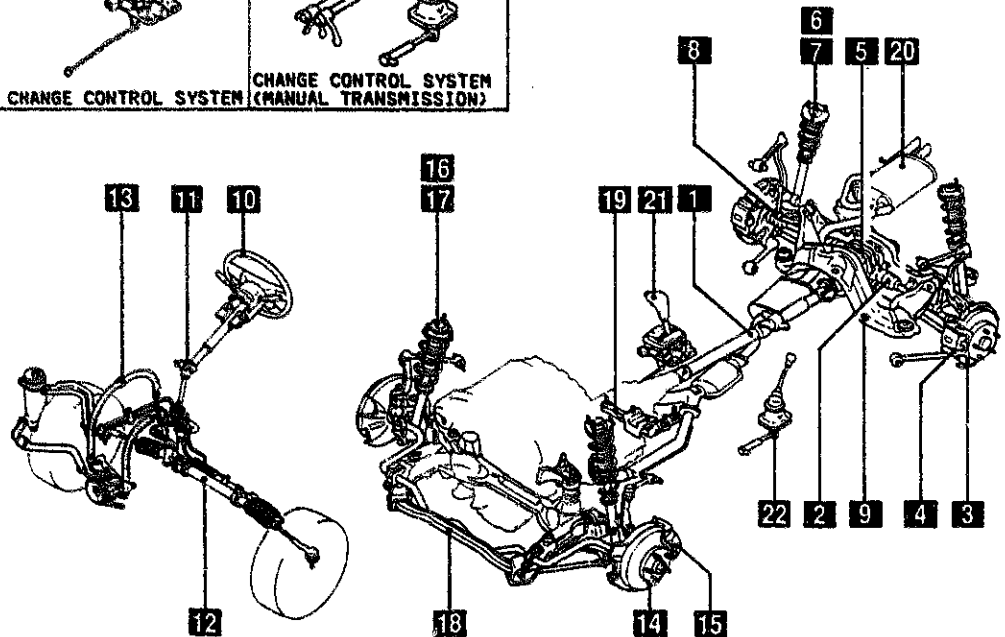



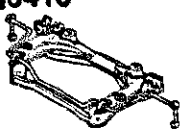









PICTORIAL INDEX

<p>1000</p>  <p style="text-align: center;">ROTOR HOUSINGS</p>	<p>1 1030</p>  <p style="text-align: center;">ROTOR HOUSINGS</p>	<p>2 1040</p>  <p style="text-align: center;">OIL PAN, FRONT & REAR HOUSING</p>	<p>3 1100</p>  <p style="text-align: center;">ECCENTRIC SHAFT & FLYWHEEL</p>	<p>4 1110</p>  <p style="text-align: center;">ROTORS & RELATED PARTS</p>	<p>5 1400</p>  <p style="text-align: center;">OIL PUMP & FILTER</p>
<p>ENGINE & GASKET SETS</p> 	<p style="font-size: 24pt;">ENGINE (1/2)</p> 				<p>6 1600</p>  <p style="text-align: center;">CLUTCH DISC & COVER (MANUAL)</p>
<p>17 4600</p> <p style="font-size: 8pt;">Given in Chassis Group</p>  <p style="text-align: center;">CHANGE CONTROL SYSTEM (AT)</p>	<p style="font-size: 10pt;">As this illustration is prepared to be applicable to all models, some parts are different in specifications from parts listed in this parts Catalog.</p>				<p>7 1700</p>  <p style="text-align: center;">TRANSMISSION CASE (MANUAL)</p>
<p>16 3900</p> <p style="font-size: 8pt;">Given in Chassis Group</p>  <p style="text-align: center;">ENGINE & TRANSMISSION MOUNTINGS</p>	<p>7 8 10 11 12 13 14 15</p>				<p>8 1710</p>  <p style="text-align: center;">TRANSMISSION GEARS (MANUAL)</p>
<p>15 1960</p>  <p style="text-align: center;">GASKET & SEAL KIT (AUTOMATIC)</p>	<p>14 1950</p>  <p style="text-align: center;">MANUAL LINKAGE SYSTEM (AUTOMATIC)</p>	<p>13 1940</p>  <p style="text-align: center;">GOVERNOR, LOW & REVERSE PISTON (AUTOMATIC)</p>	<p>12 1930</p>  <p style="text-align: center;">CLUTCHES & PLANETARY GEARS (AUTOMATIC)</p>	<p>11 1920 & 1925</p>  <p style="text-align: center;">TRANSMISSION CASE & MAIN CONTROL SYSTEM (AUTOMATIC)</p>	<p>10 1910</p>  <p style="text-align: center;">TORQUE CONVERTER, OIL PUMP & PIPINGS (AUTOMATIC)</p>



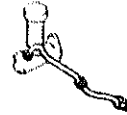

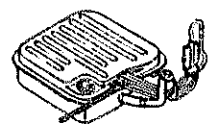

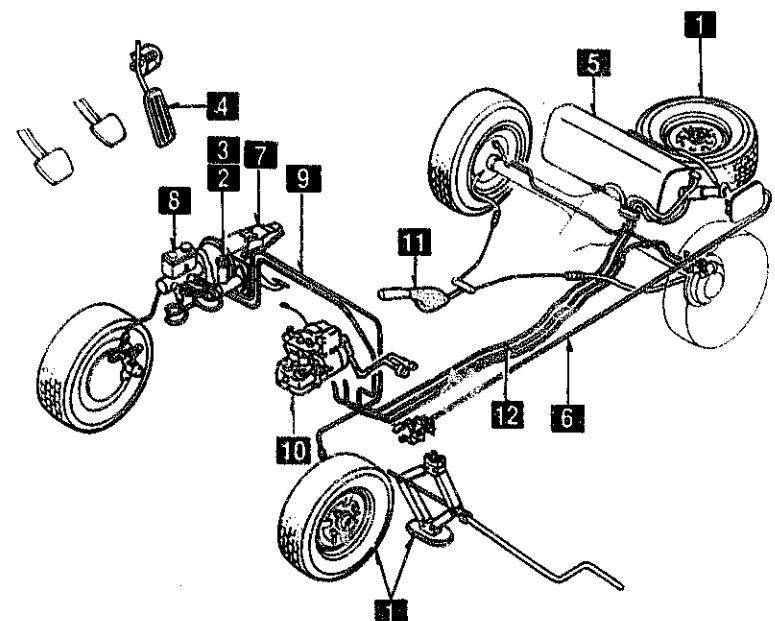



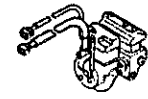


PICTORIAL INDEX

1 1300  INLET MANIFOLD	2 1310  EXHAUST MANIFOLD	3 1311  INTER COOLER	4 1312  TURBO CHARGER	5 1320  FUEL SYSTEM	6 1325  FUEL DISTRIBUTOR
<h3 style="margin: 0;">ENGINE (2/2)</h3> 					
18 1850  BATTERY					7 1330  AIR CLEANER
17 1840  STARTER					8 1313  TWIN TURBO AIR INTAKE SYSTEM
16 1830  ALTERNATOR					9 1364  THROTTLE BODY
As this illustration is prepared to be applicable to all models, some parts are different in specifications from parts listed in this parts Catalog.					
15 1800  ENGINE ELECTRICAL SYSTEM	14 1580  BRACKET, PULLEY & BELT	13 1500  COOLING SYSTEM			11 1380  EMISSION CONTROL SYSTEM

PICTORIAL INDEX



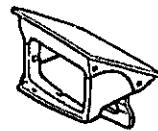
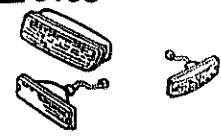
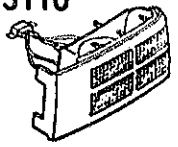

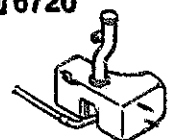
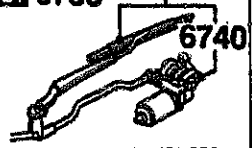


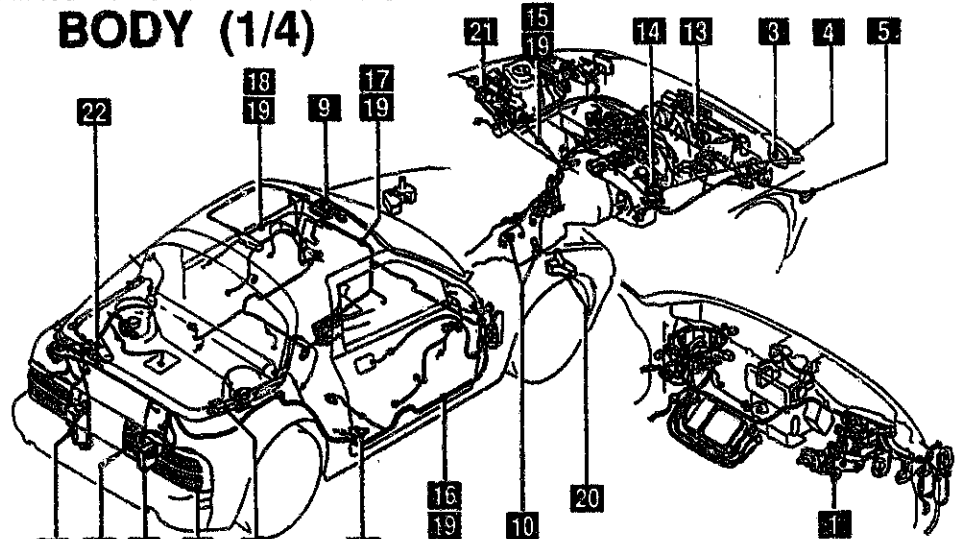
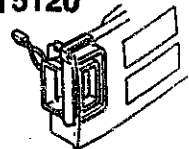
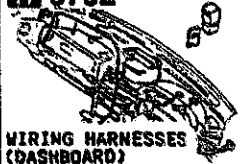
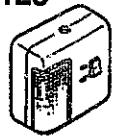







<p>1 2505</p>  <p>REAR PROPELLER SHAFT</p>	<p>2 2550</p>  <p>REAR DRIVE SHAFT</p>	<p>3 2600</p>  <p>REAR AXLE</p>	<p>4 2610</p>  <p>REAR BRAKE MECHANISMS</p>	<p>5 2710</p>  <p>REAR DIFFERENTIALS</p>	<p>6 2800</p>  <p>REAR SUSPENSION MECHANISMS</p>
<p>20 4000</p>  <p>EXHAUST SYSTEM</p>	<p>21 4600</p>  <p>CHANGE CONTROL SYSTEM</p>	<p>22 1720 Given in Engine Group</p>  <p>CHANGE CONTROL SYSTEM (MANUAL TRANSMISSION)</p>	<h3 style="margin: 0;">CHASSIS (1/2)</h3> 		<p>7 2801</p>  <p>REAR SPRING & DAMPER</p>
<p>19 3900</p>  <p>ENGINE & TRANSMISSION MOUNTINGS</p>	<p>13 11 10</p> <p>16 17</p> <p>19 21 1</p> <p>22 2 9 4 3</p>			<p>8 2810</p>  <p>REAR STABILIZER</p>	
<p>18 3410</p>  <p>CROSSMEMBER & STABILIZER</p>				<p>9 2830</p>  <p>REAR LOWER ARMS & SUB FRAME</p>	
<p>17 3401</p>  <p>FRONT SPRING & DAMPER</p>				<p>10 3200</p>  <p>STEERING WHEEL</p>	
<p>As this illustration is prepared to be applicable to all models, some parts are different in specifications from parts listed in this parts Catalog.</p>					
<p>16 3400</p>  <p>FRONT SUSPENSION MECHANISMS</p>	<p>15 3310</p>  <p>FRONT BRAKE MECHANISMS</p>	<p>14 3300</p>  <p>FRONT AXLE</p>	<p>13 3240</p>  <p>POWER STEERING SYSTEM (FRONT)</p>	<p>12 3220</p>  <p>STEERING GEAR</p>	<p>11 3210</p>  <p>STEERING COLUMN & SHAFTS</p>

PICTORIAL INDEX










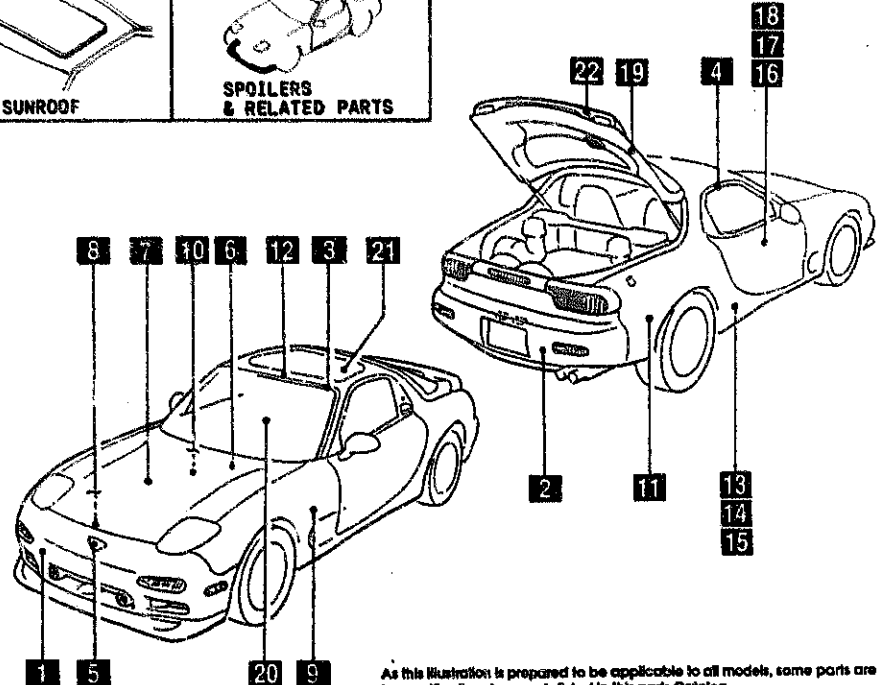











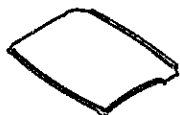

1 3700  TIRES & JACK	2 4140  CLUTCH RELEASE & MASTER CYLINDERS	3 4145  CLUTCH PIPINGS	4 4160  ACCELERATOR CONTROL SYSTEM	5 4200  FUEL TANK	6 4210  FUEL LID OPENER
<h3 style="margin: 0;">CHASSIS (2/2)</h3> 					
					7 4300  CLUTCH & BRAKE PEDALS
					8 4340  BRAKE MASTER CYLINDER & POWER BRAKE
					9 4360  BRAKE PIPINGS
					10 4370  ANTILOCK BRAKE SYSTEM
				12 4500  FUEL PIPINGS	11 4400  PARKING BRAKE SYSTEM

As this illustration is prepared to be applicable to all models, some parts are different in specifications from parts listed in this parts Catalog.

PICTORIAL INDEX

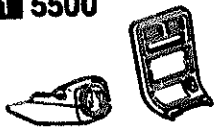


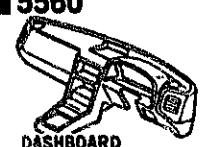
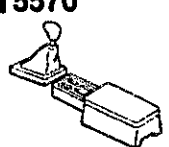
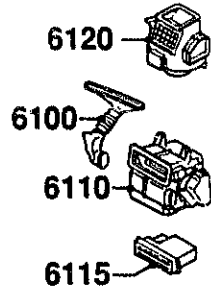
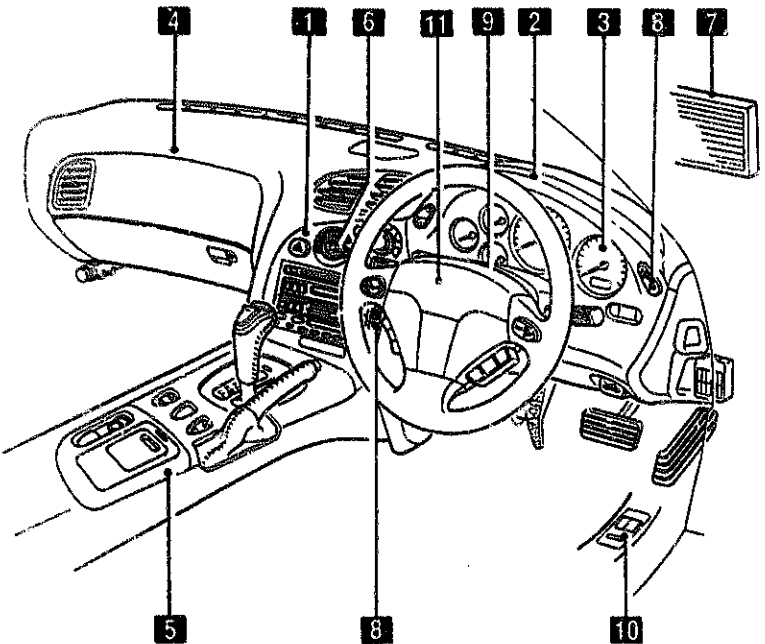
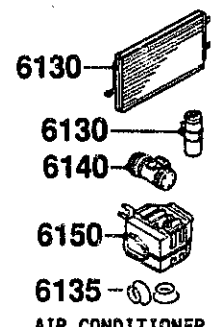


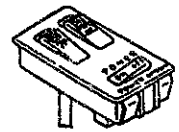
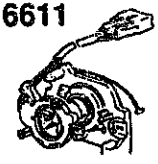
<p>1 0900</p>  <p style="text-align: center;">KEY SETS</p>	<p>2</p>	<p>3 5100</p>  <p style="text-align: center;">HEAD LAMPS</p>	<p>4 5103</p>  <p style="text-align: center;">HEAD LAMP RETRACTORS</p>	<p>5 5105</p>  <p style="text-align: center;">FRONT COMBINATION LAMPS</p>	<p>6 5110</p>  <p style="text-align: center;">REAR COMBINATION LAMPS</p>
<p>19 6704</p>  <p style="text-align: center;">WIRING HARNESS CLAMPS</p>	<p>20 6720</p>  <p style="text-align: center;">WINDSHIELD WASHER</p>	<p>21 6730</p>  <p style="text-align: center;">WINDSHIELD WIPERS</p>	<p>22 6750</p>  <p style="text-align: center;">WINDOW WIPER & WASHER (REAR)</p>		
<p>18 6703</p>  <p style="text-align: center;">WIRING HARNESSSES (DOOR, FLOOR/CEILING)</p>	<p>BODY (1/4)</p>  <p style="text-align: center; font-size: small;">As this illustration is prepared to be applicable to all models, some parts are different in specifications from parts listed in this parts Catalog.</p>				<p>7 5120</p>  <p style="text-align: center;">LICENSE LAMPS</p>
<p>17 6702</p>  <p style="text-align: center;">WIRING HARNESSSES (DASHBOARD)</p>					<p>8 5125</p>  <p style="text-align: center;">INTERIOR LAMPS</p>
<p>16 6700</p>  <p style="text-align: center;">WIRING HARNESSSES (FRONT & REAR)</p>					<p>9 5130</p>  <p style="text-align: center;">OVERHEAD CONSOLE</p>
<p>15 6701</p>  <p style="text-align: center;">WIRING HARNESSSES (ENGINE & T/MISSION)</p>	<p>14 6640</p>  <p style="text-align: center;">AUTO CRUISE CONTROL SYSTEM</p>	<p>13 6635</p>  <p style="text-align: center;">DOOR SWITCH & HORNS</p>	<p>12 6630</p>  <p style="text-align: center;">RELAYS & UNIT (BODY)</p>		
				<p>11</p>  <p style="text-align: center;">SWITCHES & RELAYS (ENGINE)</p>	

PICTORIAL INDEX




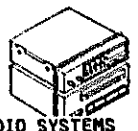

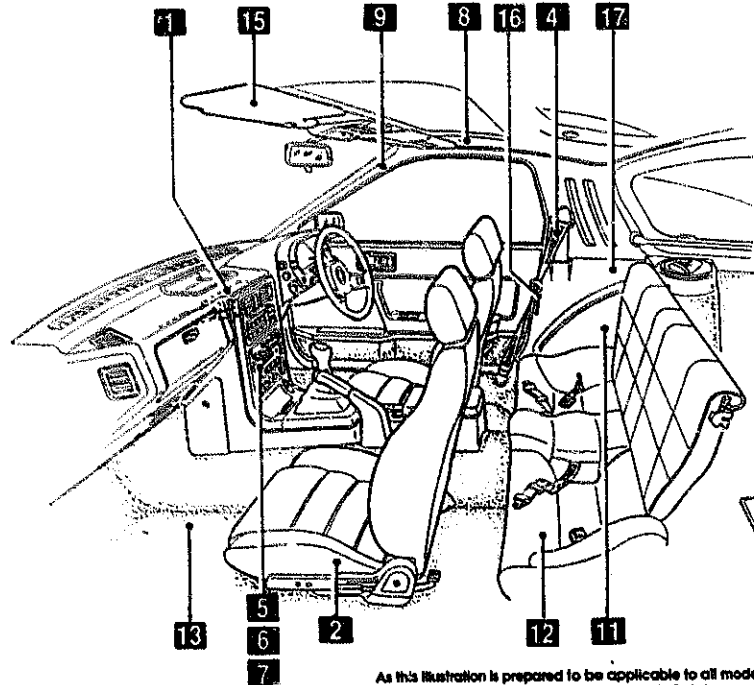



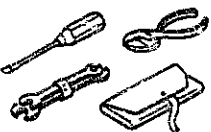
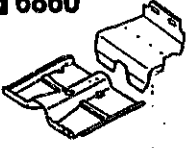

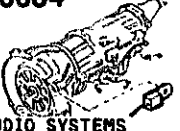



<p>1 5000</p>  <p style="text-align: center;">FRONT BUMPER</p>	<p>2 5010</p>  <p style="text-align: center;">REAR BUMPER</p>	<p>3 5030</p>  <p style="text-align: center;">WINDOW MOULDINGS</p>	<p>4 5040</p>  <p style="text-align: center;">BODY MOULDINGS</p>	<p>5 5170</p>  <p style="text-align: center;">ORNAMENTS</p>	<p>6 5180</p>  <p style="text-align: center;">COWL & EXTRACTOR GRILLES</p>
<p>20 6300</p>  <p style="text-align: center;">WINDOW GLASSES</p>	<p>21 6330</p>  <p style="text-align: center;">SUNROOF</p>	<p>22 7800</p>  <p style="text-align: center;">SPOILERS & RELATED PARTS</p>	<p>BODY (2/4)</p> 		<p>7 5230</p>  <p style="text-align: center;">BONNET</p>
<p>19 6230</p>  <p style="text-align: center;">LIFT GATE MECHANISMS</p>					<p>8 5310</p>  <p style="text-align: center;">FRONT PANELS</p>
<p>16 5840</p>  <p style="text-align: center;">FRONT DOOR TRIMS & RELATED PARTS</p>					<p>9 5320</p>  <p style="text-align: center;">FENDER & WHEEL APRON PANELS</p>
<p>17 5830</p>  <p style="text-align: center;">FRONT DOOR MECHANISMS</p>					<p>10 5330</p>  <p style="text-align: center;">DASH & COWL PANELS</p>
<p>13 5800</p>  <p style="text-align: center;">FRONT DOORS</p>	<p>15 5390</p>  <p style="text-align: center;">FLOOR ATTACHMENTS</p>	<p>14 5380</p>  <p style="text-align: center;">FLOOR ATTACHMENTS (HOLE COVERS)</p>	<p>18 5370</p>  <p style="text-align: center;">FLOOR PANELS</p>	<p>12 5360</p>  <p style="text-align: center;">ROOF PANELS</p>	<p>11 5340</p>  <p style="text-align: center;">SIDE PANELS</p>

As this illustration is prepared to be applicable to all models, some parts are different in specifications from parts listed in this parts Catalog.

PICTORIAL INDEX

<p>1 5500</p>  <p>DASHBOARD EQUIPMENTS</p>	<p>2 5520</p>  <p>METER HOOD</p>	<p>3 5540</p>  <p>METER COMPONENTS</p>	<p>4 5560</p>  <p>DASHBOARD & RELATED PARTS</p>	<p>5 5570</p>  <p>CONSOLE</p>	<p>6</p>  <p>6120</p> <p>6100</p> <p>6110</p> <p>6115</p> <p>HEATER</p>
<p>BODY (3/4)</p> 					
<p><small>As this illustration is prepared to be applicable to all models, some parts are different in specifications from parts listed in this parts Catalog.</small></p>					
<p>7</p>  <p>6130</p> <p>6130</p> <p>6140</p> <p>6150</p> <p>6135</p> <p>AIR CONDITIONER</p>					
<p>8 6610</p>  <p>DASHBOARD SWITCHES</p>					
<p>11 5795</p>  <p>AIR BAG</p>					
<p>10 6615</p>  <p>POWER WINDOW SWITCHES</p>					
<p>9 6611</p>  <p>COMBINATION SWITCH</p>					

PICTORIAL INDEX

1 5580  VENTILATOR	2 5700  FRONT SEATS		4 5790  SEAT BELTS	5 6680  AUDIO SYSTEMS (RADIO & TAPE DECK)	6 6682  AUDIO SYSTEMS (ANTENNA & SPEAKER)
<h3 style="margin: 0;">BODY (4/4)</h3> 					
As this illustration is prepared to be applicable to all models, some parts are different in specifications from parts listed in this parts Catalog.					
17 7250  QUARTER WINDOW & TRIMS	16 6930  CAUTION PLATES & LABELS	15 6900  VISORS, ASSIST HANDLES & MIRRORS	14 6870  SERVICE TOOLS	13 6860  FLOOR MATS & PADS	12 6845  STORAGE BOX
7 6684  AUDIO SYSTEMS (NOISE SUPPRESSOR & EARTH CORD)					
8 6800  CEILING TRIMS					
9 6820  PILLAR TRIMS					
10  TRIMS & SCUFF PLATES					

SECTION NAME INDEX (ENGINE)

LO.NO	SEC.NO	SECTION NAME	LO.NO	SEC.NO	SECTION NAME	LO.NO	SEC.NO	SECTION NAME
1-C03	1000	ENGINE & GASKET SETS	1-L11	1960	GASKET & SEAL KIT (AUTOMATIC)			
1-D03	1030	ROTOR HOUSINGS						
1-G03	1040	OIL PAN, FRONT & REAR HOUSING						
1-J03	1100	ECCENTRIC SHAFT & FLYWHEEL						
1-L03	1110	ROTORS & RELATED PARTS						
1-N03	1300	INLET MANIFOLD						
1-C04	1310	EXHAUST MANIFOLD						
1-D04	1311	INTER COOLER						
1-E04	1312	TURBO CHARGER						
1-G04	1313	TWIN TURBO AIR INTAKE SYSTEM						
1-I04	1320	FUEL SYSTEM						
1-J04	1325	FUEL DISTRIBUTOR						
1-L04	1330	AIR CLEANER						
1-C05	1364	THROTTLE BODY						
1-E05	1371	AIR PUMP & AIR CONTROL VALVE						
1-G05	1380	EMISSION CONTROL SYSTEM						
1-C06	1400	OIL PUMP & FILTER						
1-F06	1500	COOLING SYSTEM						
1-M06	1580	BRACKET, PULLEY & BELT						
1-C07	1600	CLUTCH DISC & COVER (MANUAL)						
1-E07	1700	TRANSMISSION CASE (MANUAL)						
1-J07	1710	TRANSMISSION GEARS (MANUAL)						
1-D08	1720	CHANGE CONTROL SYSTEM (MANUAL)						
1-F08	1800	ENGINE ELECTRICAL SYSTEM						
1-I08	1830	ALTERNATOR						
1-K08	1840	STARTER						
1-C09	1850	BATTERY						
1-D09	1910	TORQUE CONVERTER, OIL PUMP & PI PINGS (AUTOMATIC)						
1-I09	1920	TRANSMISSION CASE & MAIN CONTR OL SYSTEM (AUTOMATIC)						
1-C10	1925	CONTROL VALVE (AUTOMATIC)						
1-K10	1930	CLUTCHES & PLANETARY GEARS (AU TOMATIC)						
1-G11	1940	GOVERNOR, LOW & REVERSE PISTON (AUTOMATIC)						
1-J11	1950	MANUAL LINKAGE SYSTEM (AUTOMAT IC)						

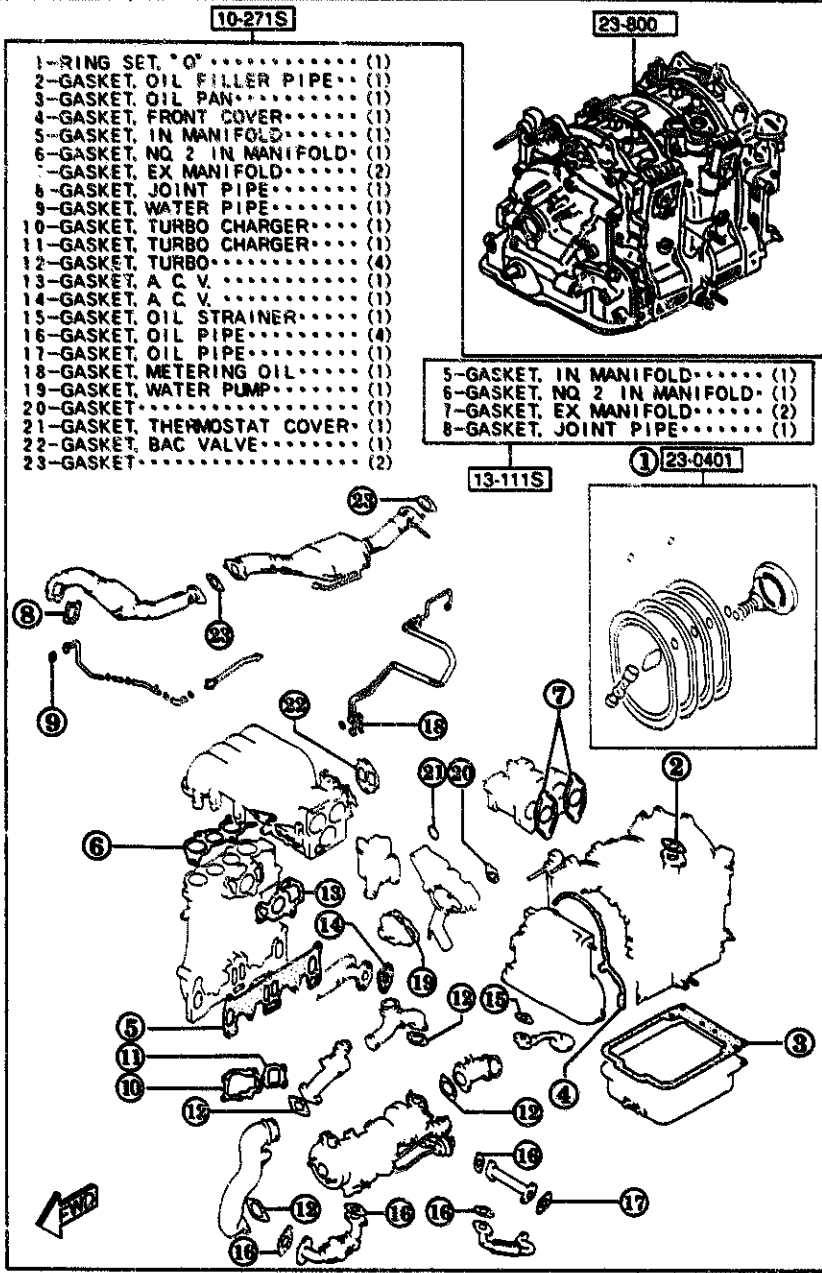
SECTION NAME INDEX (CHASSIS)

LD.NO	SEC.NO	SECTION NAME	LD.NO	SEC.NO	SECTION NAME	LD.NO	SEC.NO	SECTION NAME
2-C03	2505	REAR PROPELLER SHAFT	2-108	4600	CHANGE CONTROL SYSTEM (AT)			
2-D03	2550	REAR DRIVE SHAFT						
2-E03	2600	REAR AXLE						
2-G03	2610	REAR BRAKE MECHANISMS						
2-J03	2710	REAR DIFFERENTIALS						
2-N03	2800	REAR SUSPENSION MECHANISMS						
2-C04	2801	REAR SPRING & DAMPER						
2-D04	2810	REAR STABILIZER						
2-E04	2830	REAR LOWER ARMS & SUB FRAME						
2-G04	3200	STEERING WHEEL						
2-H04	3210	STEERING COLUMN & SHAFTS						
2-I04	3220	STEERING GEAR						
2-K04	3240	POWER STEERING SYSTEM						
2-L04	3300	FRONT AXLE						
2-M04	3310	FRONT BRAKE MECHANISMS						
2-C05	3400	FRONT SUSPENSION MECHANISMS						
2-F05	3401	FRONT SPRING & DAMPER						
2-G05	3410	CROSSMEMBER & STABILIZER						
2-H05	3700	TIRES & JACK						
2-C06	3900	ENGINE & T/MISSION MOUNTINGS						
2-D06	4000	EXHAUST SYSTEM						
2-H06	4140	CLUTCH RELEASE & MASTER CYLINDERS (MANUAL TRANSMISSION)						
2-J06	4145	CLUTCH PIPINGS (MANUAL TRANSMISSION)						
2-K06	4160	ACCELERATOR CONTROL SYSTEM						
2-L06	4200	FUEL TANK						
2-D07	4210	FUEL LID OPENER						
2-E07	4300	CLUTCH & BRAKE PEDALS (MANUAL TRANSMISSION)						
2-G07	4300A	BRAKE PEDALS (AUTOMATIC TRANSMISSION)						
2-H07	4340	BRAKE MASTER CYLINDER & POWER BRAKE						
2-J07	4360	BRAKE PIPINGS						
2-N07	4370	ANTILOCK BRAKE SYSTEM						
2-E08	4400	PARKING BRAKE SYSTEM						
2-F08	4500	FUEL PIPINGS						

SECTION NAME INDEX (BODY)

LO.NO	SEC.NO	SECTION NAME	LO.NO	SEC.NO	SECTION NAME	LO.NO	SEC.NO	SECTION NAME
2-C10	0900	KEY SETS	3-H03	5030	FRONT DOOR MECHANISMS	3-H08	6702	WIRING HARNESES(DASHBOARD)
2-E10	5000	FRONT BUMPER	3-K03	5040	FRONT DOOR TRIMS & RELATED PARTS	3-J08	6703	WIRING HARNESES(DOOR,FLOOR/CEILING)
2-H10	5010	REAR BUMPER	3-C04	6100	HEATER	3-K08	6704	WIRING HARNESS CLAMPS
2-J10	5030	WINDOW MOULDINGS	3-E04	6110	HEATER UNIT COMPONENTS	3-L08	6720	WINDSHIELD WASHER
2-K10	5040	BODY MOULDINGS	3-G04	6115	HEATER CONTROLS COMPONENTS	3-N08	6730	WINDSHIELD WIPERS
2-H10	5100	HEAD LAMPS	3-H04	6120	HEATER BLOWER COMPONENTS	3-D09	6740	WIPER MOTOR COMPONENTS(FRONT)
2-C11	5103	HEAD LAMP RETRACTORS	3-I04	6130	AIR CONDITIONER (JAPAN MAKE)	3-E09	6750	WINDOW WIPER & WASHER (REAR)
2-E11	5105	FRONT COMBINATION LAMPS	3-L04	6130A	AIR CONDITIONER (OPTIONAL PARTS)	3-G09	6760	WINDOW WIPER MOTOR COMPONENTS (REAR)
2-I11	5110	REAR COMBINATION LAMPS	3-C05	6135	O RING SET,PIPING	3-H09	6800	CEILING TRIMS
2-N11	5120	LICENSE LAMPS	3-D05	6140	COMPRESSOR COMPONENTS (AIR CONDITIONER) (JAPAN MAKE)	3-J09	6820	PILLAR TRIMS
2-C12	5125	INTERIOR LAMPS	3-F05	6140A	COMPRESSOR COMPONENTS (AIR CONDITIONER) (OPTIONAL PARTS)	3-K09	6840	TRIMS & SCUFF PLATES
2-D12	5130	OVERHEAD CONSOLE	3-H05	6150	COOLING UNIT (AIR CONDITIONER) (JAPAN MAKE)	3-C10	6845	STRAGE BOX
2-E12	5170	ORNAMENTS	3-I05	6150A	COOLING UNIT (AIR CONDITIONER) (OPTIONAL PARTS)	3-D10	6860	FLOOR MATS & PADS
2-F12	5180	COWL & EXTRACTOR GRILLES	3-K05	6230	LIFT GATE MECHANISMS	3-G10	6870	SERVICE TOOLS
2-H12	5230	BONNET	3-N05	6300	WINDOW GLASSES	3-H10	6900	VISORS,ASSIST HANDLES & MIRRORS
2-J12	5310	FRONT PANELS	3-C06	6330	SUNROOF	3-K10	6930	CAUTION PLATES & LABELS
2-K12	5320	FENDER & WHEEL APRON PANELS	3-G06	6600	SWITCHES & RELAYS (ENGINE)	3-M10	7250	QUARTER WINDOW & TRIMS
2-C13	5330	DASH & COWL PANELS	3-L06	6610	DASHBOARD SWITCHES	3-D11	7800	SPOILERS & RELATED PARTS
2-D13	5340	SIDE PANELS	3-M06	6611	COMBINATION SWITCH			
2-I13	5360	ROOF PANELS (W/O SUN ROOF)	3-N06	6613	POWER WINDOW SWITCHES			
2-J13	5360 A	ROOF PANELS (SUN ROOF)	3-C07	6630	RELAYS & UNIT (BODY)			
2-K13	5370	FLOOR PANELS	3-E07	6635	DOOR SWITCH & HORNS			
2-M13	5380	FLOOR ATTACHMENTS (HOLE COVERS)	3-FD7	6640	AUTO CRUISE CONTROL SYSTEM			
2-C14	5390	FLOOR ATTACHMENTS	3-G07	6680	AUDIO SYSTEMS (RADIO & TAPE DECK)			
2-C15	5500	DASHBOARD EQUIPMENTS	3-I07	6682	AUDIO SYSTEMS (ANTENNA & SPEAKER)			
2-D15	5520	METER HOOD	3-M07	6684	AUDIO SYSTEMS(NOISE SUPPRESSOR & EARTH CORD)			
2-E15	5540	METER COMPONENTS	3-N07	6700	WIRING HARNESES(FRONT & REAR)			
2-G15	5560	DASHBOARD & RELATED PARTS	3-F08	6701	WIRING HARNESES(ENGINE & TRANSMISSION)			
2-K15	5570	CONSOLE						
2-C16	5580	VENTILATOR						
2-D16	5700	FRONT SEATS						
2-M16	5790	SEAT BELTS						
3-C03	5795	AIR BAG						
3-D03	5800	FRONT DOORS						

1000 SHORT ENGINE & GASKET SETS



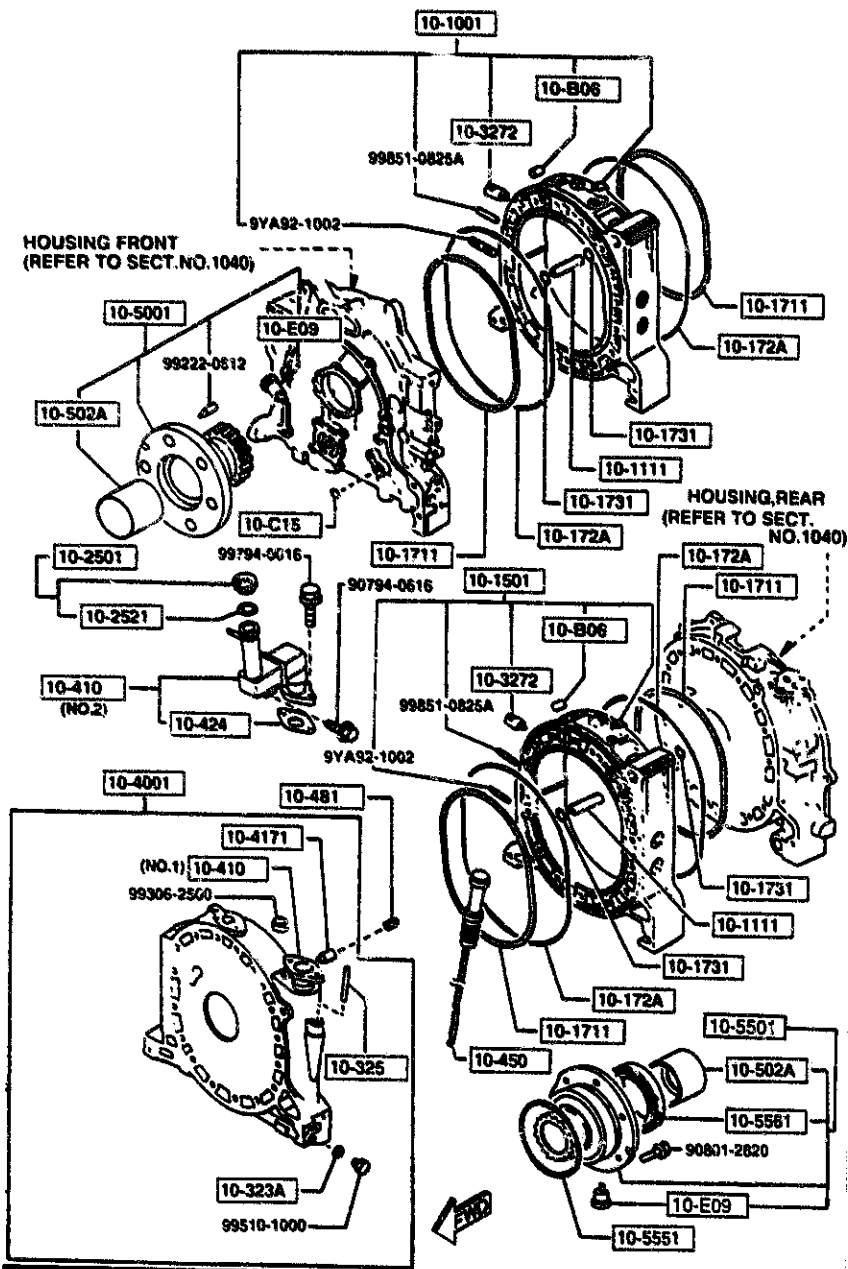
PART NO.	QTY	MODEL/RESTRICTION	MODEL/RESTRICTION	MODEL/RESTRICTION	FROM-TO
10-271S		GASKET SET, ENGINE			
8AFE-10-271	1				
13-111S		GASKET SET, SUB-ENG.			
8AF7-13-111	1				
23-0401		RING SET, 'O'			
N3A1-10-S60	1				
23-800		ENGINE, SHORT			
N3A1-02-200	1 (MT)				
N3A2-02-200	1 (AT)				

AUFA04

CAT. AUFA04-06

1994-09

1030 ROTOR HOUSINGS



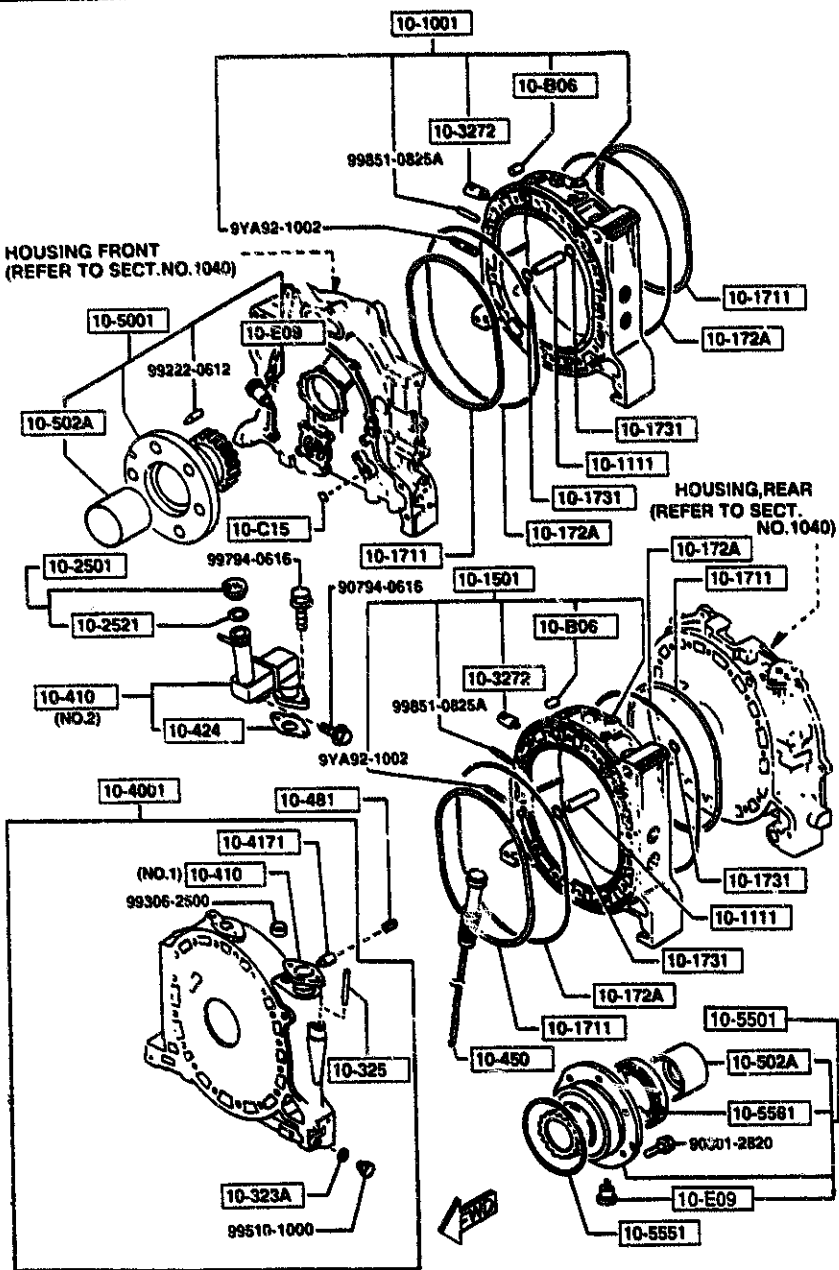
PART NO.	QTY	MODEL/RESTRICTION	MODEL/RESTRICTION	MODEL/RESTRICTION	FROM-TO
10-4001		HOUSING, INTERMEDIATE			
NSA1-10-D00	1				
10-410		PIPE, OIL FILLER			
NSA1-10-D10	1	(ILLUST. NO.1)			
NSA1-10-420B	1	(ILLUST. NO.2)			
10-4171		JOINT, PIPE			
8562-10-417	1				-2401
10-424		GASKET, OIL FILLER PIPE			
NSA1-10-424	1				-3601
NSA1-10-424A	1				3601-
10-450		GAUGE, OIL LEVEL			
NSA1-10-430A	1				
10-481		CAP			
2306-10-481	1				-2401
10-5001		GEAR, STATIONARY-FRT.			
NSYA-10-E00	1				
10-502A		METAL, STATIONARY GEAR			
NF01-10-E04	2	T=1.980MM YELLOW			
NF01-10-E05	2	T=1.983MM GREEN			
NF01-10-E06	2	T=1.986MM BROWN			
NF01-10-E07	2	T=1.989MM BLACK			
NF01-10-E08	2	T=1.992MM BLUE			
NF01-10-E22	2	T=1.988MM YELLOW			
NF01-10-E23	2	T=1.991MM GREEN			
NF01-10-E24	2	T=1.994MM BROWN			
NF01-10-E25	2	T=1.997MM BLACK			
2401 FDS***-204313					
3601 FDS***-210664					

AUFA04

CAT. AUFA04-06

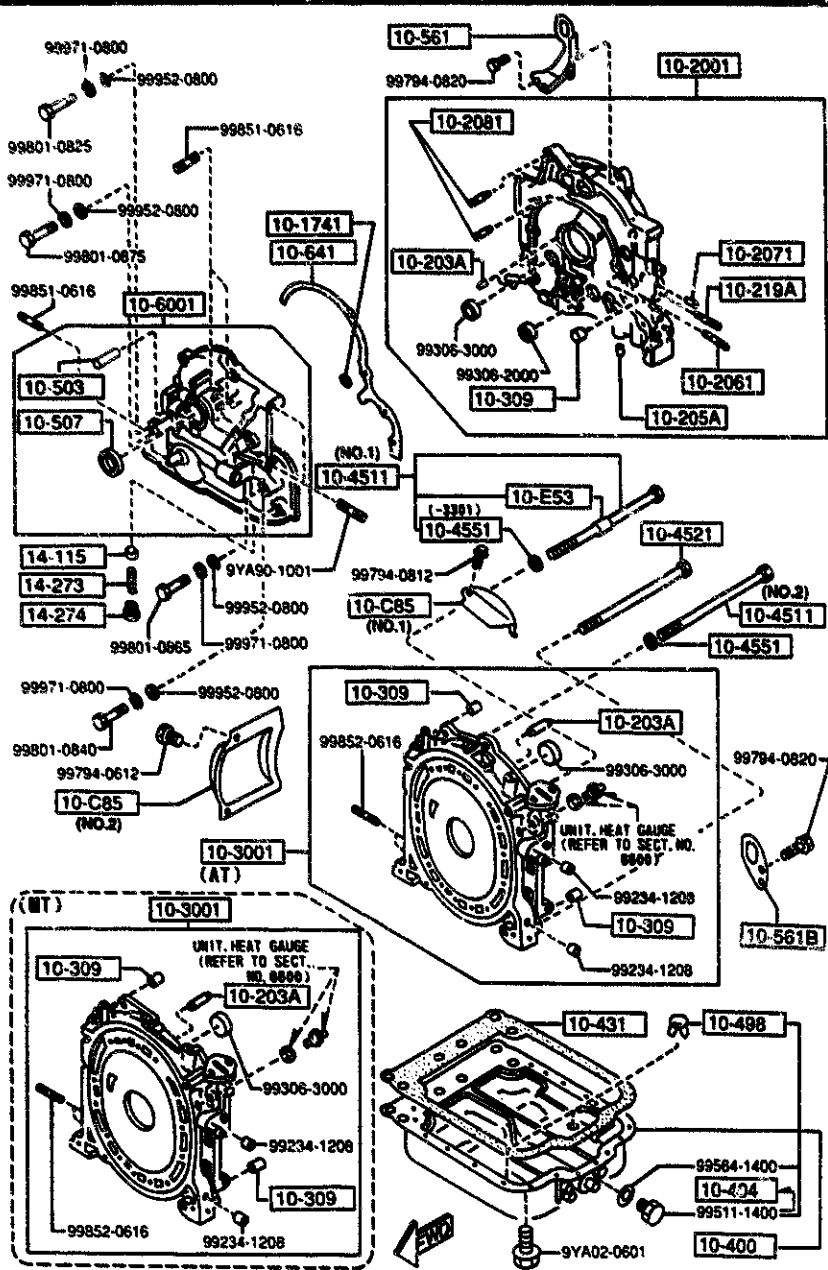
1994-09

1030 ROTOR HOUSINGS



PART NO.	QTY	MODEL/RESTRICTION	MODEL/RESTRICTION	MODEL/RESTRICTION	FROM-TO
CONT'D NF01-10-E26	2	T=2.000MM BLUE			
10-5501		GEAR, STATIONARY-RR.			-2301
NSYA-10-E10 AN(NSYA-10-E10A)	1				2301-
NSYA-10-E10A	1				
10-5551		RING, 'O'			
0813-10-555A	1				
10-5561		SEAL, OIL			
1668-10-556A	1				
2301 F03MM-202878					

1040 OIL PAN,FRONT & REAR HOUSING



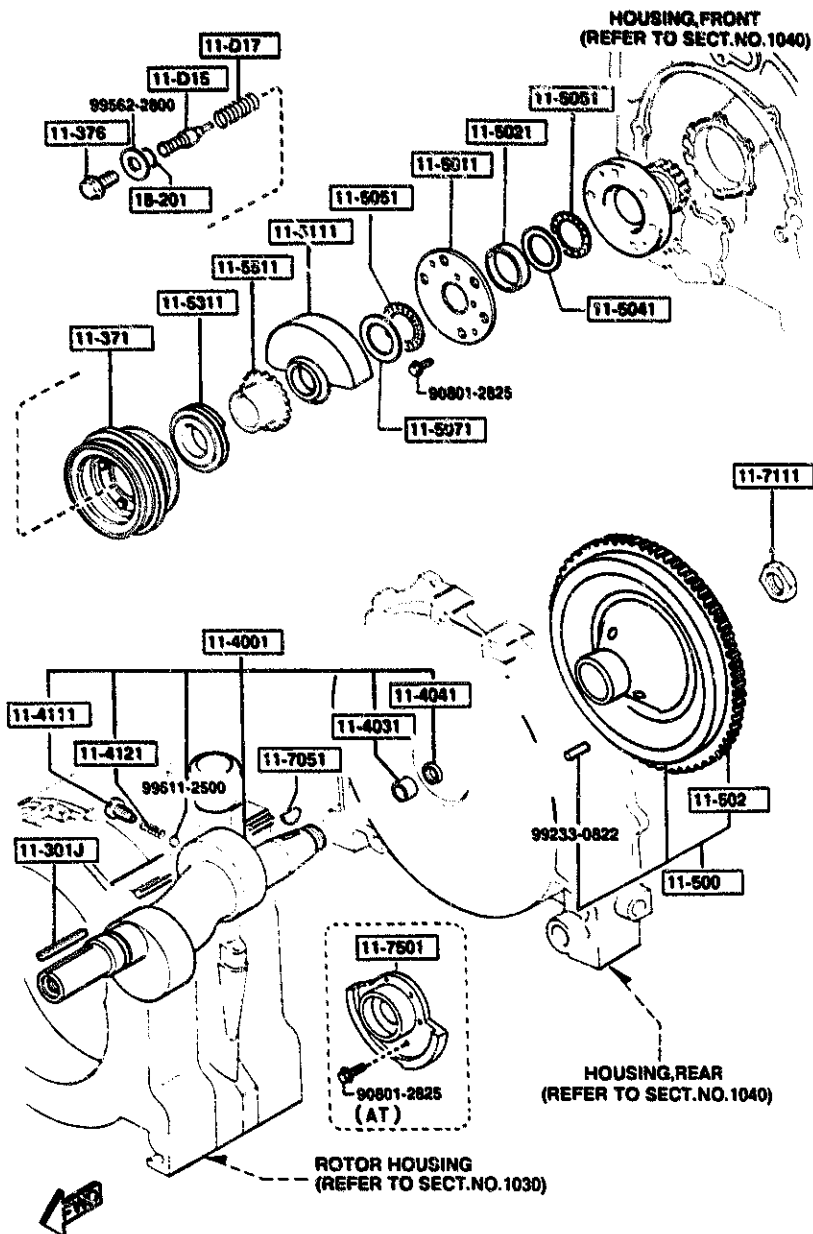
PART NO.	QT.	MODEL/RESTRICTION	MODEL/RESTRICTION	MODEL/RESTRICTION	FROM-TO
10-309		PIN,TUBULAR			
1757-10-309	4				
10-400		PAN,OIL			
NSA1-10-400A	1				
10-404		PLUG,DRAIN			
HE03-10-404	1				3201-
10-431		GASKET,OIL PAN			
NSYA-10-427	1				
10-4511		BOLT,TENSION			
N350-10-E50A	1	(ILLUST. NO.1)			
N350-10-E51B	17	(ILLUST. NO.2)			
10-4521		BOLT,TENSION			
N350-10-E61A	1				
10-4551		WASHER,SEAL			
0839-10-455	18				-3301
0839-10-455	17				3301-
10-498		CAP,BLIND-OIL PAN			
NSA1-10-498	2				
10-503		PIN, TOP INDICATOR			
8071-10-631A	1				-2B11
10-507		SEAL,OIL			
NSA1-10-507	1				
10-561		HANGER,ENGINE			
NSA1-10-560A	1				-2122
A (NSA1-10-560B)					
NSA1-10-560B	1				2122-
10-561B		HANGER,ENGINE-REAR			
NSA1-10-566	1				
2122 FD3MHW-200962 2B11 FD3MHW-219514 3201 FD3MHW-210578 3301 FD3MHW-210620					

AUFA04

CAT. AUFA04-06

1994-09

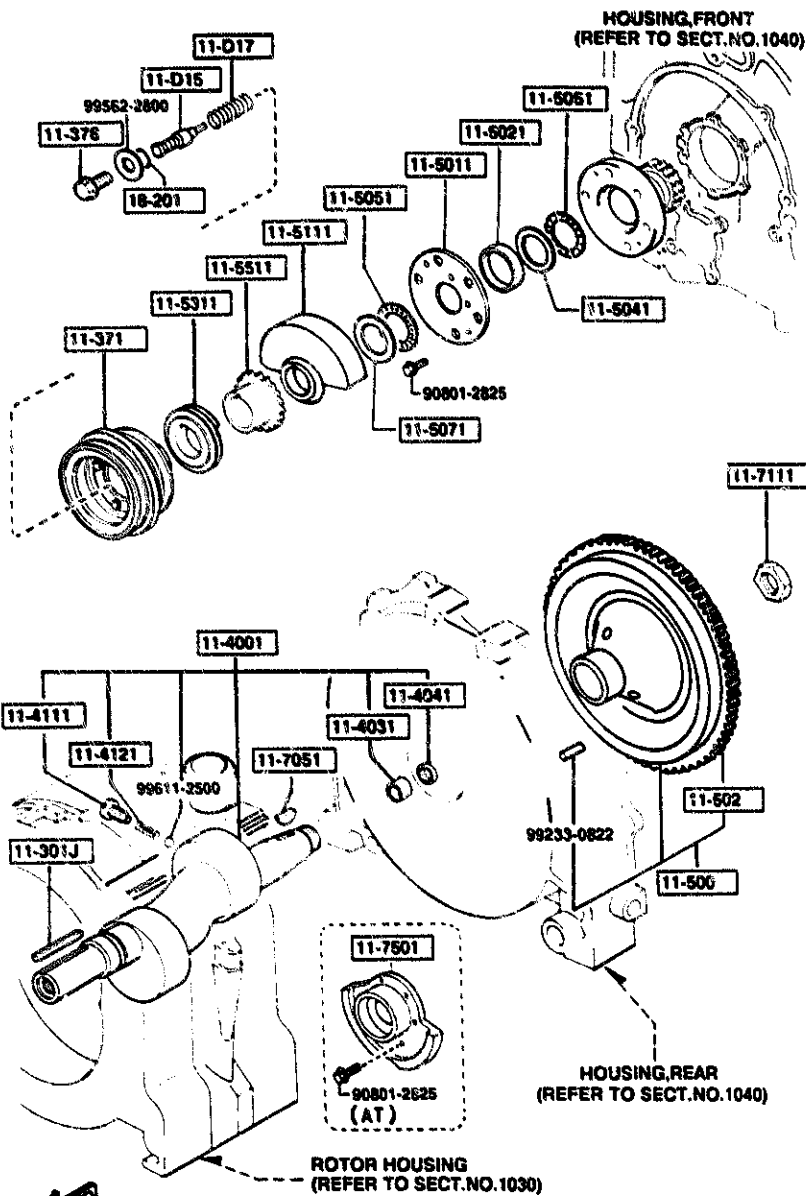
1100 ECCENTRIC SHAFT & FLYWHEEL



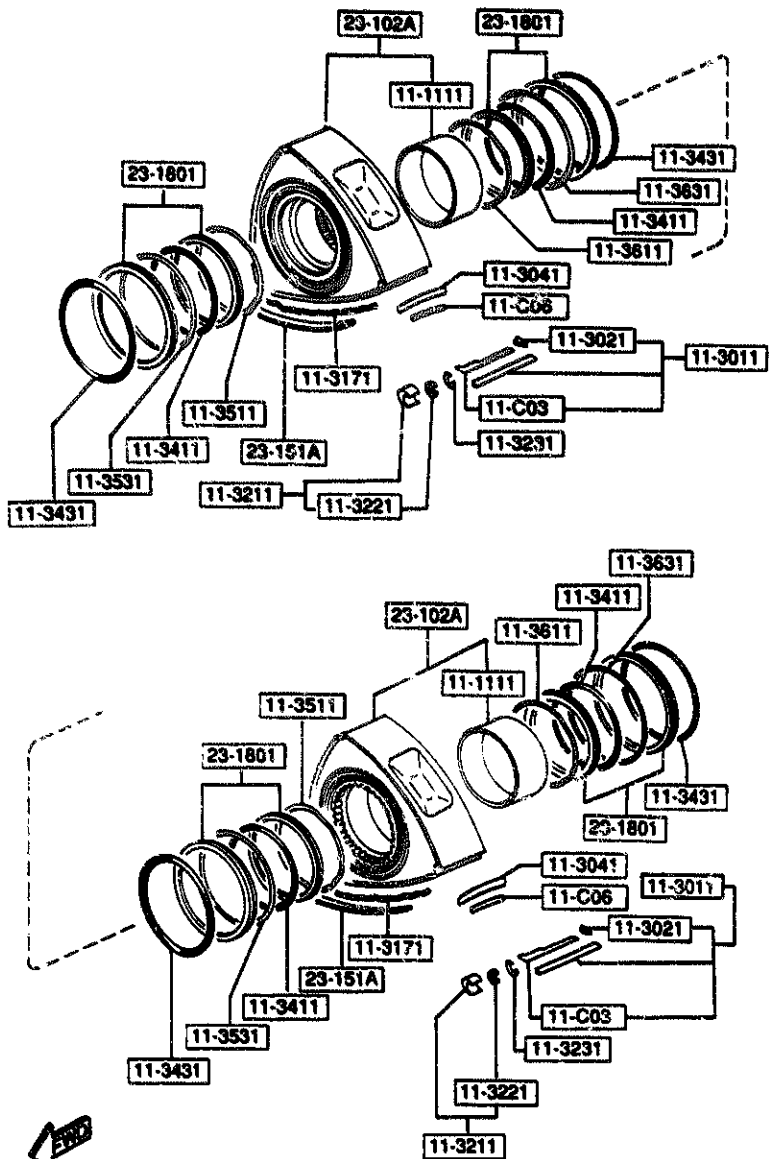
PART NO.	QTY	MODEL/RESTRICTION	MODEL/RESTRICTION	MODEL/RESTRICTION	FROM-TO
11-D15 N326-11-015	1	PELLET, THERMO-ECCENTRIC			
11-D17 N326-11-017	1	SPRING, THERMO PELLET-E/S			
11-301J 99236-0571	1	KEY, WOODRUFF-PULLEY			
11-371 NSA1-11-400A	1	PULLEY, CRANKSHAFT			
11-376 N390-11-406	1	BOLT, PULLEY			
11-4001 NSA1-11-000 NSA2-11-000	1 (MT) 1 (AT)	SHAFT, ECCENTRIC			
11-4031 N326-11-003	1 (MT)	BEARING, NEEDLE			
11-4041 1881-11-404	1 (MT)	SEAL, OIL			
11-4111 N326-11-D11	2	PLUG, OIL JET			
11-4121 0839-11-412	2	SPRING			
11-500 NSA1-11-500	1 (MT)	WHEEL, FLY			
11-5011 NF01-11-D51	1	PLATE			
11-502 NS16-11-502A	1 (MT)	GEAR, RING-FLY WHEEL			

1100 ECCENTRIC SHAFT & FLYWHEEL

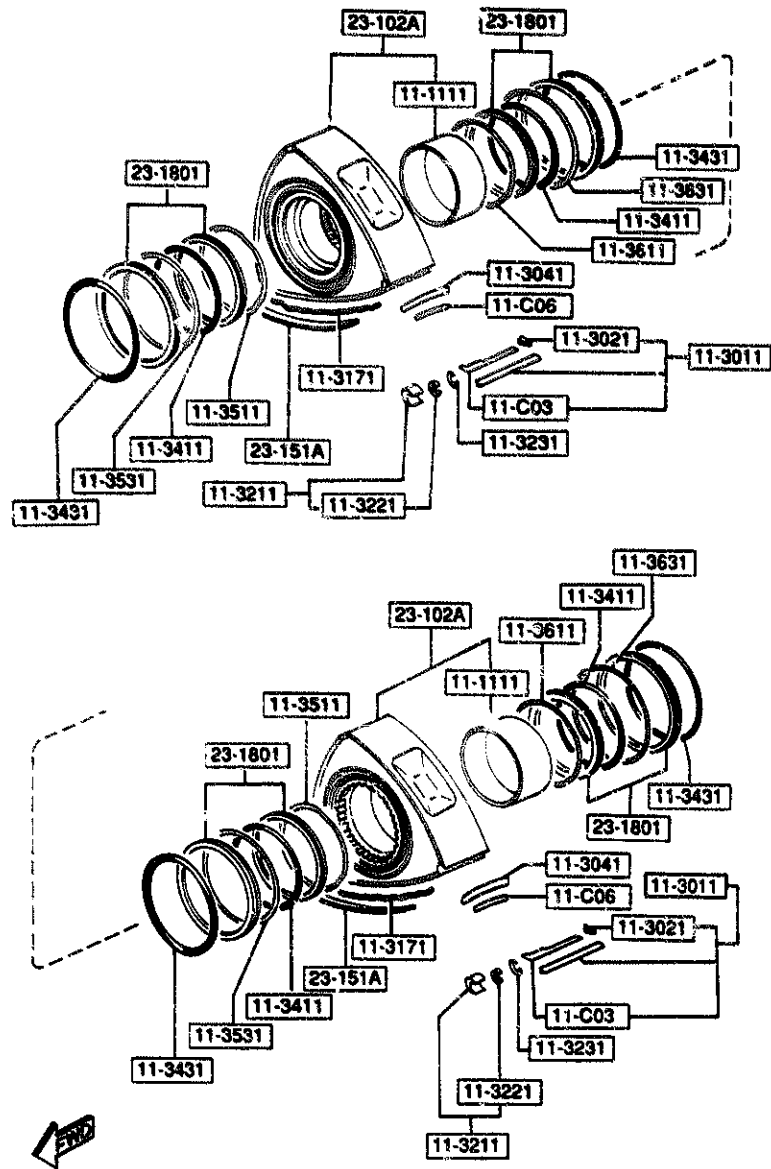
1100 -2 M ECCENTRIC SHAFT & FLYWHEEL



PART NO.	QTY	MODEL/RESTRICTION	MODEL/RESTRICTION	MODEL/RESTRICTION	FROM-TO
11-5021		SPACER			
NF01-11-D55	1	L=8.0,-0.005/-0.025			
NF01-11-D56	1	L=8.0,-0.005/+0.015			
NF01-11-D57	1	L=8.0,+0.015/+0.035			
NF01-11-D58	1	L=8.0,+0.035/+0.055			
NF01-11-D59	1	L=8.0,+0.055/+0.075			
11-5041		PLATE, THRUST			
N390-11-D52	1				
11-5051		BEARING, NEEDLE			
NF01-11-D54	2				
11-5071		WASHER, THRUST			
NF01-11-D53	1				
11-5111		WEIGHT, BALANCE			
NSA7-11-D61	1	(MT)			
NSA8-11-D61	1	(AT)			
11-5311		GEAR, DRIVE			
0839-11-531	1				
11-5511		GEAR, DRIVE-OIL PUMP			
NS26-11-D75	1				
11-7051		KEY, FLY WHEEL			
0820-11-705	1				
11-7111		NUT, LOCK			
0810-11-711	1				
11-7501		WEIGHT, COUNTER			
NS51-11-521	1	(AT)			
18-201		RING, 'O'			
99541-01105	1				



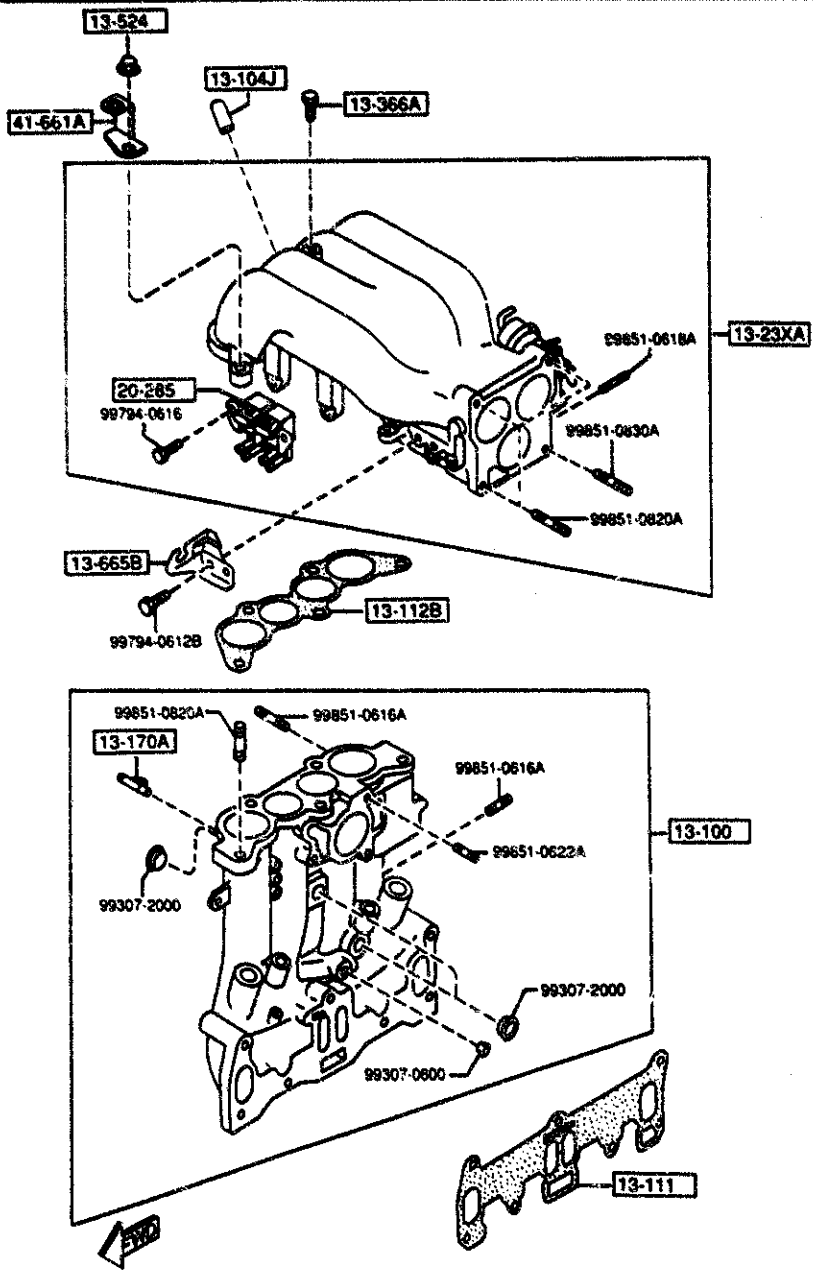
PART NO.	QTY	MODEL/RESTRICTION	MODEL/RESTRICTION	MODEL/RESTRICTION	FROM TO
11-C03		PIECE, 2ND.-APEX SEAL			
N326-11-C03A	6				
11-C06		SPRING, OUTER-APEX SEAL			
N326-11-C06A	6				
11-1111		METAL, ROTOR			
NSA1-11-B11	2	3.000(-0.005--0.010)			
NSA2-11-B11	2	3.000(0.000--0.005)			
NSA3-11-B11	2	3.000(+0.005-0.000)			
11-3011		SEAL, APEX			
NS51-11-C00	6				
11-3021		PIECE, SIDE			
N326-11-C02A	6				
11-3041		SPRING, APEX SEAL			
N326-11-C04A	6				
11-3171		SPRING, SIDE SEAL			
NF01-11-C17	12				
11-3211		SEAL, CORNER			
N326-11-C20A	12				
11-3221		PLUG, CORNER SEAL			
N326-11-C22A	24				
11-3231		SPRING, CORNER SEAL			
NF01-11-C24	12				
11-3411		RING, 'O'-INNER			
0820-11-341	4				
11-3431		RING, 'O'-OUTER			
8541-11-343	4				



PART NO.	QTY	MODEL/RESTRICTION	MODEL/RESTRICTION	MODEL/RESTRICTION	FROM TO
11-3511		SPRING,FRT.-INNER			
N225-11-351	2				
11-3531		SPRING,FRT.-OUTER			
1011-11-353A	2				
11-3611		SPRING,REAR-INNER			
N225-11-361	2				
11-3631		SPRING,REAR-OUTER			
1011-11-363A	2				
23-102A		ROTOR			
N3YA-11-B10	2				
23-151A		SEAL,SIDE			
N3Y1-11-C11	12				
23-1801		SEAL SET,OIL			
8735-23-180	4				-2A01
AN(8671-23-180)					
8671-23-180	4				2A01-
2A01 F03MM-210508					

1300 INLET MANIFOLD

1300 -1 INLET MANIFOLD



PART NO.	QTY	MODEL/RESTRICTION	MODEL/RESTRICTION	MODEL/RESTRICTION	FROM TO
13-100	1	MANIFOLD, INLET			-2201
NSAS-13-100 A (NSAS-13-100A)	1				2201-
NSAS-13-100A	1				
13-104J	1	CAP. BLIND			
1010-13-104	1				
13-111	1	GASKET, IN. MANIFOLD			
NSA1-13-111	1				
13-112B	1	GASKET NO. 2. IN. MANIFOLD			
NSA1-13-112	1				
13-170A	2	CONNECTOR, HOSE			
NSAS-13-170	2				
13-23XA	1	MANIFOLD(R), EXTENSION			
NSA1-13-23XB	1				
13-366A	1	BOLT			
NF01-13-366	1				
13-524	6	NUT			
NF01-13-524	6				
13-665B	1	BRACKET, ACCEL WIRE			
NSA1-13-661	1				
20-285	1	VALVE, DUTY SOLENOID			
NSA1-20-285	1				
41-661A	1	BRACKET, ACCEL CABLE			-2108
FD01-41-661A A (FD01-41-661B)	1				2108-
FD01-41-661B	1				
2108 FDSMXX-200359 2201 FDSMXX-201428					

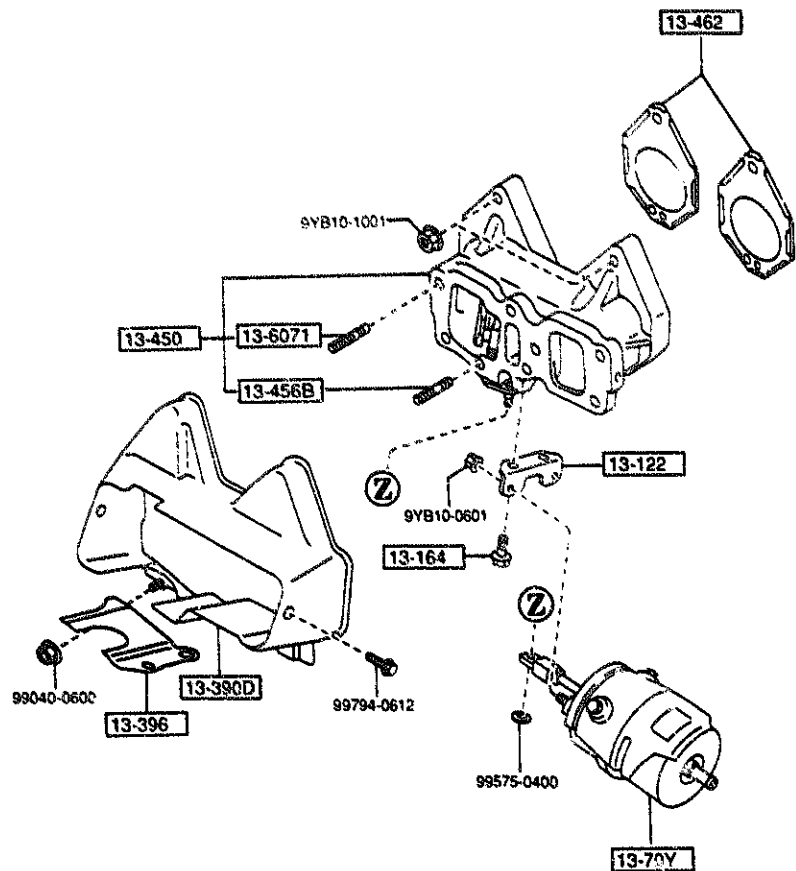
AUFA04

CAT. AUFA04-06

1994-09

1310 -1 M EXHAUST MANIFOLD

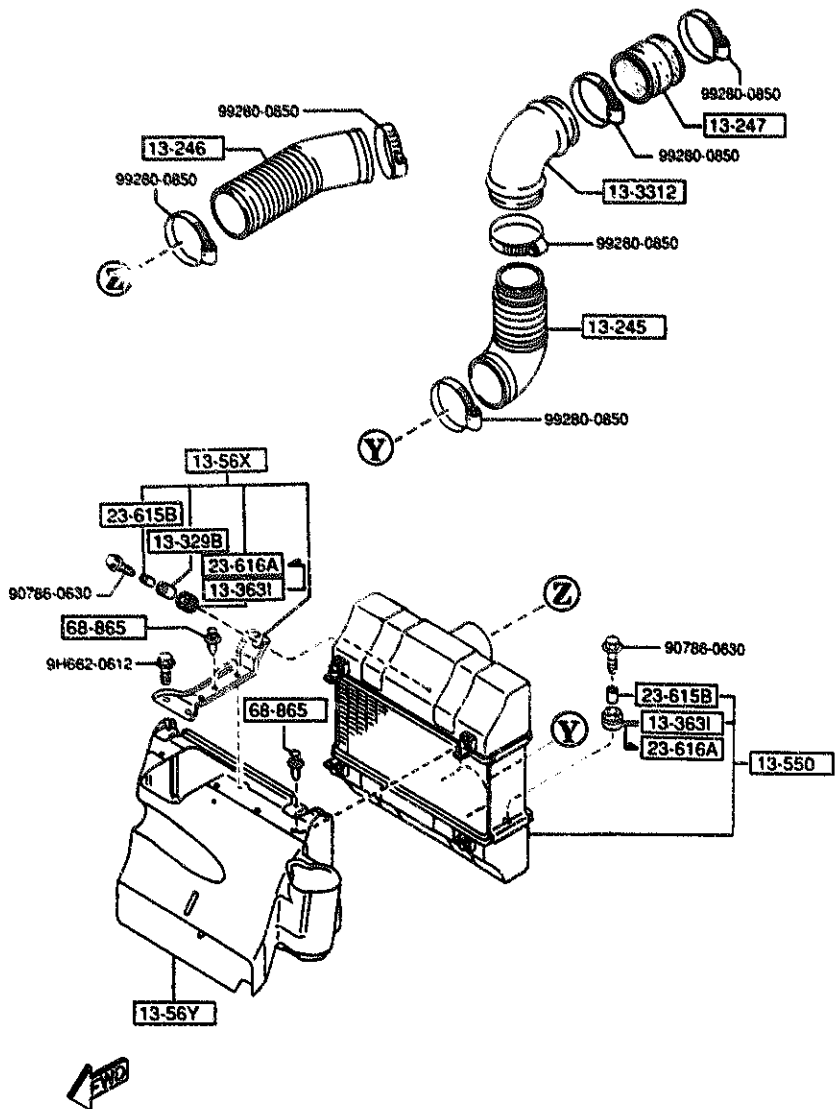
1310 EXHAUST MANIFOLD



PART NO.	QTY	MODEL/RESTRICTION	MODEL/RESTRICTION	MODEL/RESTRICTION	FROM TO
13-122 NSA1-13-468A	1	STAY, INTAKE MANIFOLD			
13-164 NS50-13-164	2	BOLT, FUEL DISTRIBUTOR			
13-390D NSA1-13-390A (NSA1-13-390A)	1	INSULATOR, EX. MANIFOLD			-2101
NSA1-13-390A (NSA1-13-390B)	1				2101-3203
NSA1-13-390B	1				3203-
13-396 NSA1-13-396A	1	INSULATOR, SUB			
13-450 NSA1-13-450A	1	MANIFOLD, EXHAUST			
13-456B NS91-13-456	1	STUD, EX. MANIFOLD			
13-462 NSA1-13-461	2	GASKET, EX. MANIFOLD			
13-6071 NF01-13-708A	5	STUD			
13-70Y NSA1-13-70Y	1	ACTUATOR, EXHAUST VALVE			
2101 FD3***-200251 3203 FD3***-210581					

1311 -1 * INTER COOLER

1311 INTER COOLER

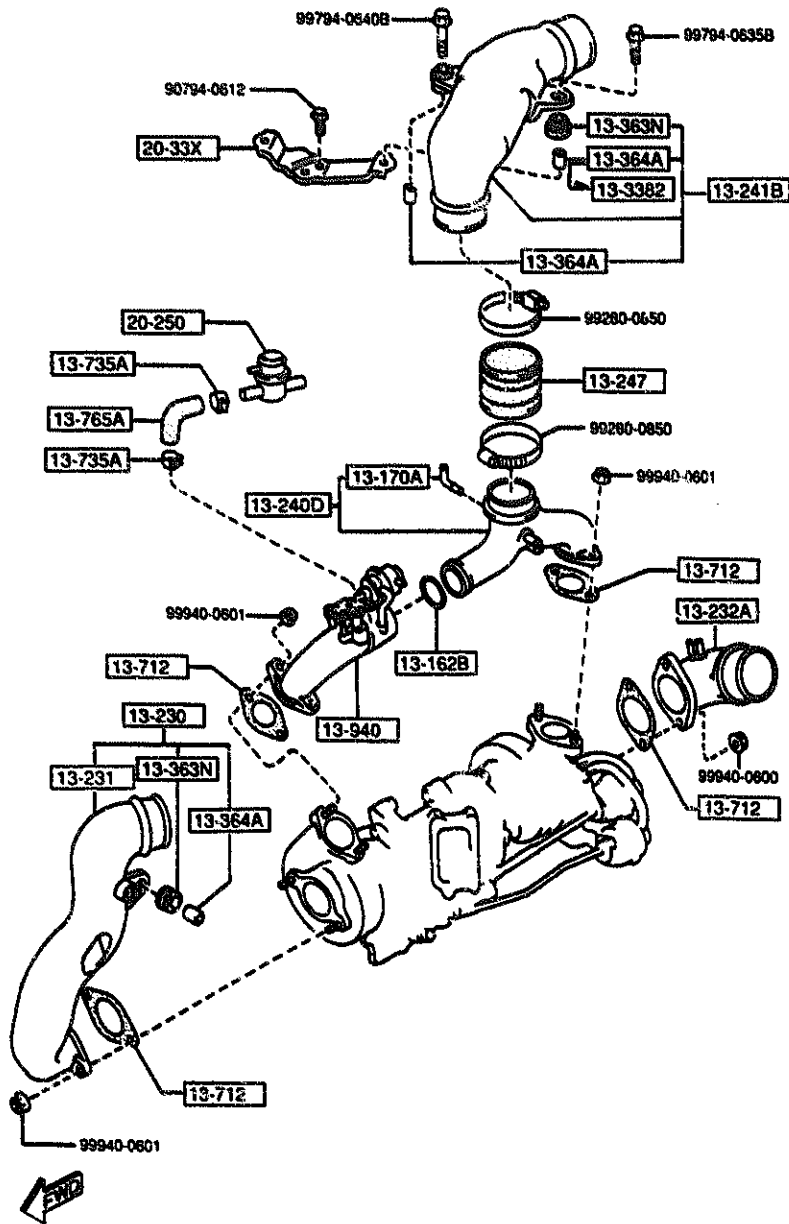


PART NO.	QTY	MODEL/RESTRICTION	MODEL/RESTRICTION	MODEL/RESTRICTION	FROM TO
13-245		JOINT,RUBBER			
NSA1-13-245 AN(NSA1-13-245A)	1				-2416
NSA1-13-245A	1				2416-
13-246		JOINT,RUBBER			
NSA1-13-246 AN(NSA1-13-246A)	1				-2115
NSA1-13-246A	1				2115-
13-247		JOINT,RUBBER			
NSA2-13-247	1				
13-329B		SPACER			
NSA1-13-329	1				
13-3312		PIPE,AIR INTAKE			
NSA1-13-33X	1				
13-363I		RUBBER,INSULATION			
NS18-13-363	3				-2601
13-550		CHARGE,AIR COOLER			
NSA1-13-550	1				
13-56X		BRACKET,INTER COOLER			
NSA1-13-56X	1				
13-56Y		DUCT,AIR-INTER COOLER			
NSA1-13-56YA	1				
23-615B 13-363I 23-616A		COLLAR			
SL50-13-211	3				2601-
23-616A		INSULATOR			
SL50-13-208	3				2601-
68-865		FASTENER			
BR70-68-865	6				

2115 FD3MM-200652
 2416 FD3MM-2J5081
 2601 FD3MM-207062

1313 -3 TWIN TURBO AIR INTAKE SYSTEM

1313 TWIN TURBO AIR INTAKE SYSTEM

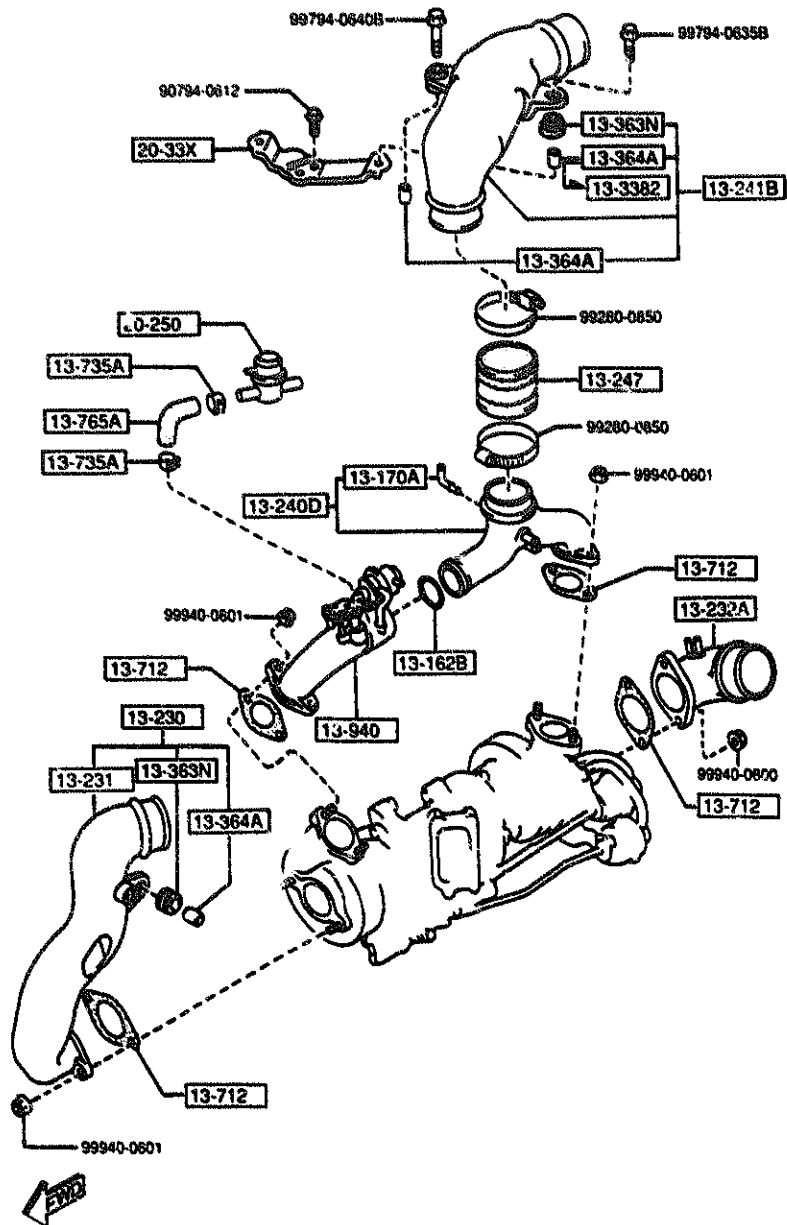


PART NO.	QTY	MODEL/RESTRICTION	MODEL/RESTRICTION	MODEL/RESTRICTION	FROM-TO
13-162B		RING, 'O'-INLET MANIF			
NSA1-13-162	1	OLD			
13-170A		CONNECTOR, HOSE			
NSA3-13-170	1				
13-230		PIPE, AIR INTAKE			
NSA1-13-230	1				
13-231		PIPE, AIR			
MNSA1-13-231	1				
13-232A		PIPE, AIR INTAKE			
NSA1-13-232	1				
13-240D		PIPE, AIR INTAKE-INT.			
NSA1-13-24XA	1	COOLE			
13-241B		PIPE, AIR INTAKE			
NSA1-13-240A	1				
13-247		JOINT, RUBBER			
NSA2-13-247	1				
13-3382		SPACER			2610-
FE51-13-329	1				
13-363N		RUBBER, MOUNTING			
FE51-13-363	3				
13-364A		SPACER			-2610
NF02-13-364	3				
NF02-13-364	2				2610-
13-712		GASKET, TURBO			
NSA1-13-712	4				
13-735A		CLAMP, HOSE			
NF01-13-735	2				

2610 FD3MXX-207592

1313 -2 * TWIN TURBO AIR INTAKE SYSTEM

1313 TWIN TURBO AIR INTAKE SYSTEM



PART NO.	QTY	MODEL/RESTRICTION	MODEL/RESTRICTION	MODEL/RESTRICTION	FROM TO
13-765A		HOSE,AIR			
NSA1-13-765	1				
13-940		VALVE,CONTROL			
NSA1-13-36Y	1				
20-250		VALVE,AIR BYPASS			
NS90-20-250	1				
20-33X		BRACKET,VACUUM CHAMBER			
NSA1-20-33X	1				

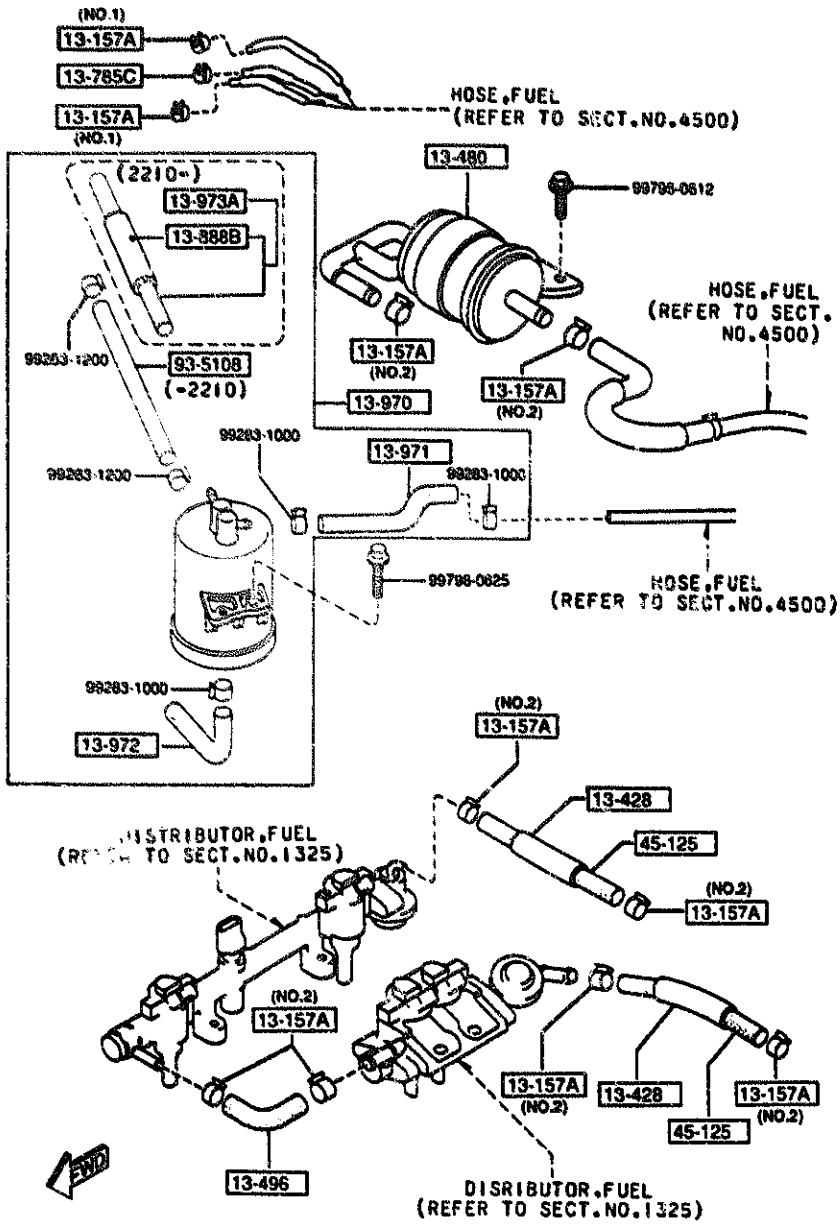
AUFA04

CAT. AUFA04-06

1994-09

1320 FUEL SYSTEM

1320 -1 M FUEL SYSTEM

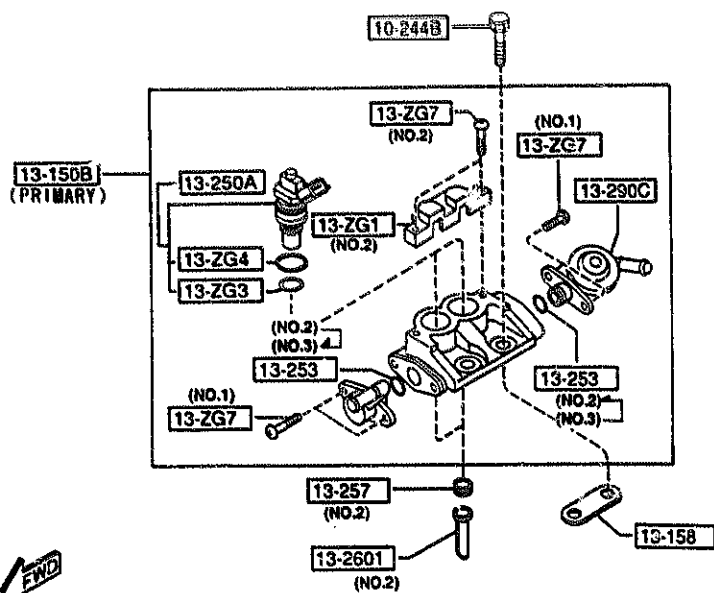
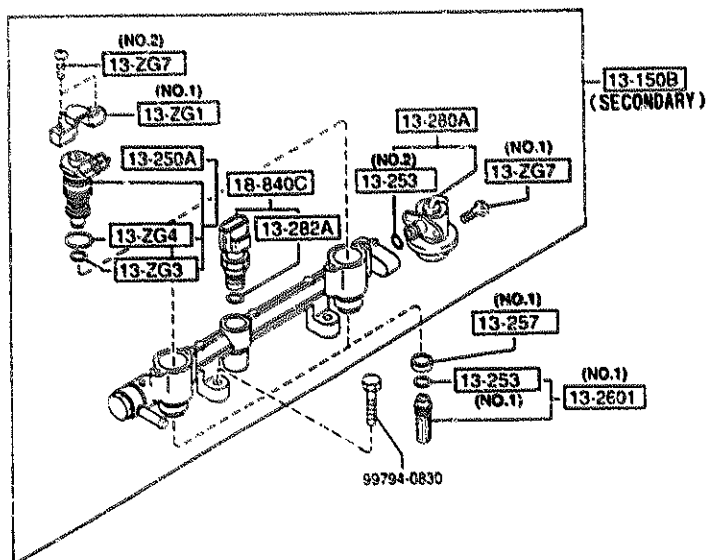


PART NO.	QTY	MODEL/RESTRICTION	MODEL/RESTRICTION	MODEL/RESTRICTION	FROM TO
13-157A		CLIP			
8681-13-157	2	(ILLUST. NO.1)			
8574-13-157	8	(ILLUST. NO.2)			
13-428		PROTECTOR			
N326-13-428A	2				
13-480		FILTER, FUEL			
NSA1-20-490	1				
13-496		HOSE, FUEL			
NSA1-13-496	1				
13-785C		CLIP, HOSE			
NSA1-13-785	1				
13-888B		PROTECTOR, VACUUM TUBE			
NSA3-13-888	1				2210-
13-970		CANISTER			
NSA1-13-970	1				
13-971		HOSE, VENTILATION			
NSA1-13-971	1				
13-972		HOSE, EVAPORATION			
NSA1-13-972	1				
13-973A		HOSE, EVAPORATION			
NSA3-13-97X	1				2210-
45-125		HOSE, FUEL			
99359-0814	2				
93-5108		HOSE			
99351-08999	1				-2210
2210 FD3MXX-201828					

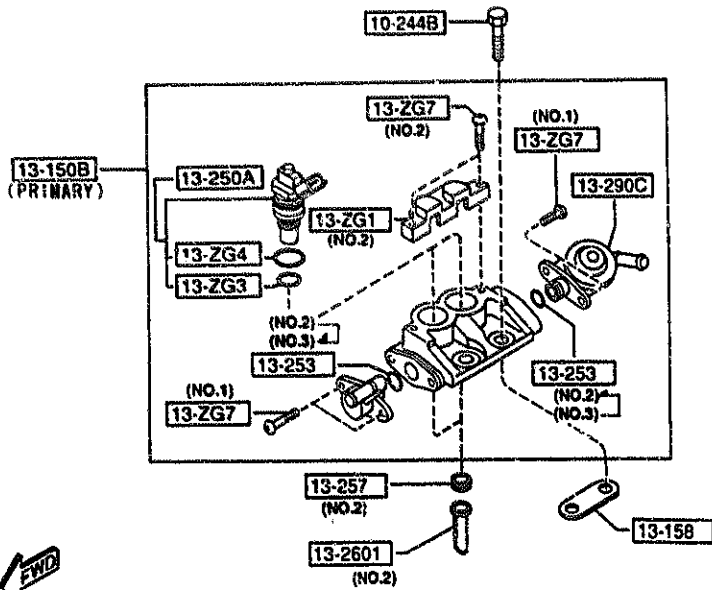
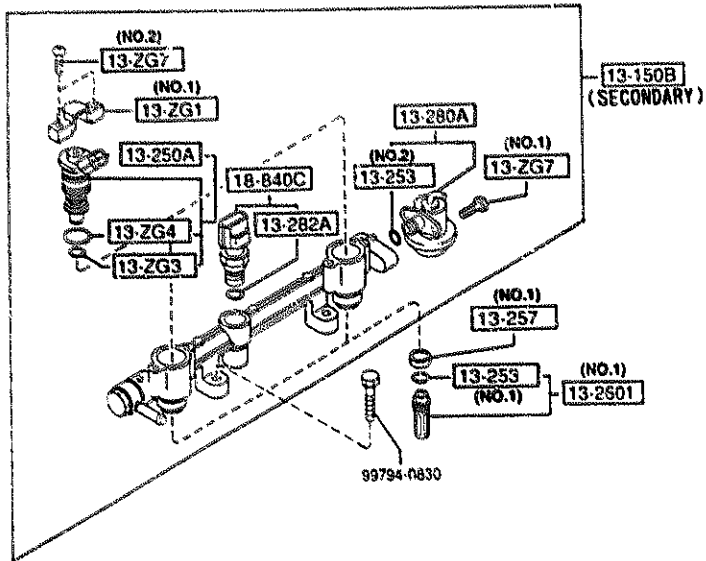
AUFA04

CAT. AUFA04-06

1994-09



PART NO.	QTY	MODEL/RESTRICTION	MODEL/RESTRICTION	MODEL/RESTRICTION	FROM TO
10-244B	2	BOLT, FUEL INJECTION PUMP			
4767-10-244					
13-201	2	COVER, INJECTOR			
JE48-13-201		(ILLUST. NO.1) (SECONDARY)			
N390-13-201	1	(ILLUST. NO.2) (PRIMARY)			
13-203	2	RING, 'O'-INJECTOR			
NF01-13-203					
13-204	2	RING, 'O'-INJECTOR			
NF01-13-204					
13-207	2	SCREW, FUEL DIS.			
N3A3-13-207		(ILLUST. NO.1) (SECONDARY)			
N3A3-13-207	4	(ILLUST. NO.1) (PRIMARY)			
N3A4-13-207	2	(ILLUST. NO.2) (PRIMARY)			
N3A4-13-207	4	(ILLUST. NO.2) (SECONDARY)			
13-150B	1	DISTRIBUTOR, FUEL			
N3A1-13-150		(PRIMARY)			
N3A2-13-150	1	(SECONDARY)			
13-158	1	INSULATOR, FUEL DIST.			
N326-13-158					
13-250A	2	INJECTION, FUEL-M.P.E LECT.			
N3A1-13-250		(PRIMARY)			
N3A2-13-250	2	(SECONDARY)			
13-253	2	RING, 'O'			
99541-01252		(ILLUST. NO.1)			
8574-13-253	3	(ILLUST. NO.2)			
N3A1-13-203	2	(ILLUST. NO.3)			2317-
8574-13-253	1	(ILLUST. NO.2)			2317-
2317 FD3MM-203619					

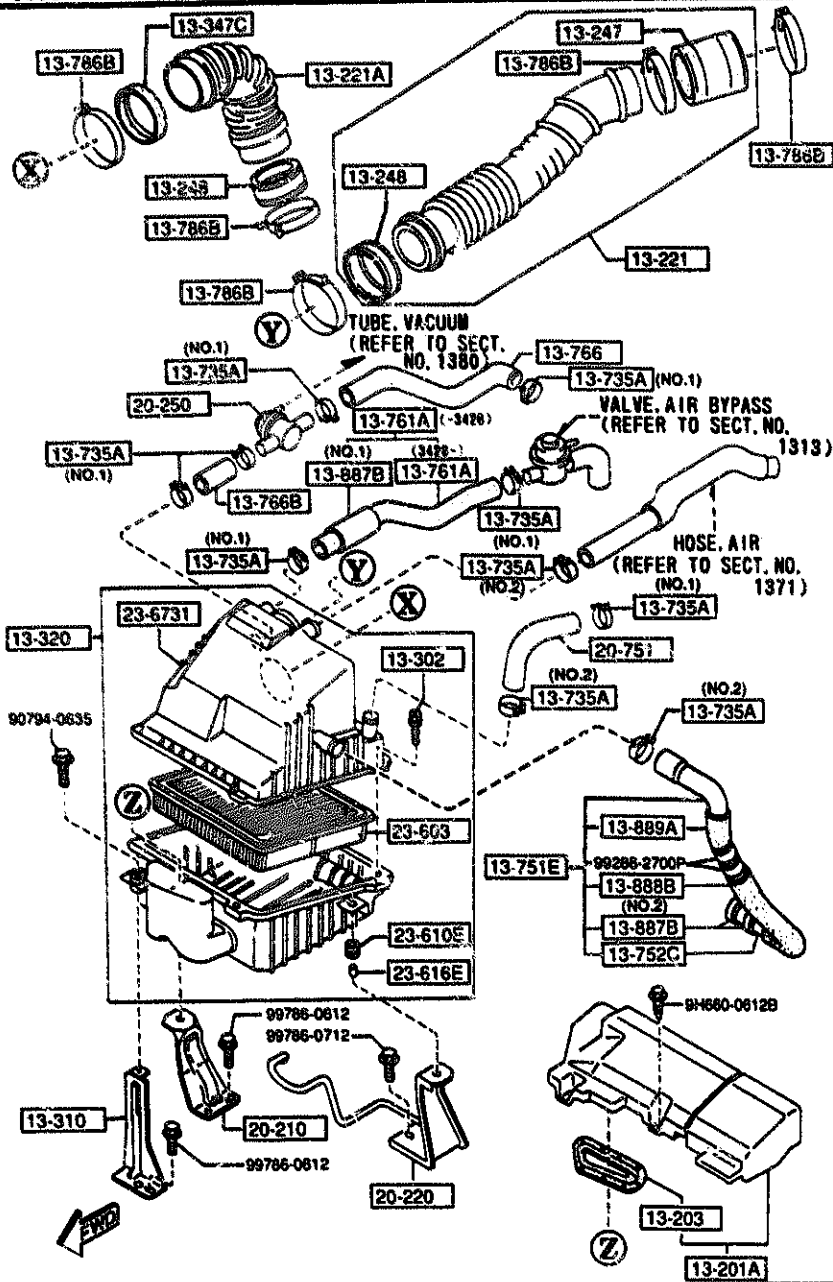


FWD

PART NO.	QTY	MODEL/RESTRICTION	MODEL/RESTRICTION	MODEL/RESTRICTION	FROM-TO
13-257		INSULATOR, INJECTION			
NF01-13-257A	2	(ILLUST. NO.1)			
NSA1-13-257	2	(ILLUST. NO.2)			
13-2601		SOCKET, AIR BLEED			
NSA1-13-C60	2	(ILLUST. NO.1)			
NSA2-13-C61	2	(ILLUST. NO.2)			
13-280A		PRESSURE RG., FUEL			
NSA1-13-280	1	(SECONDARY)			
13-282A		RING, 'O'-PRESSURE REGU.			
N253-13-282	1	(SECONDARY)			
13-290C		DAMPER, PULSATION			
NSA2-20-180	1	(PRIMARY)			
18-840C		SENSOR, TEMP.-ENG. COOLANT			
N391-18-840	1	(SECONDARY)			

1330 -2 AIR CLEANER

1330 AIR CLEANER



PART NO.	QTY	MODEL/RESTRICTION	MODEL/RESTRICTION	MODEL/RESTRICTION	FRGM-10
13-761A	1	HOSE, AIR			-3426
NSA2-13-760 AN(NSA2-13-768)	1				3426-
NSA2-13-766	1	HOSE, AIR			
13-766	1				
NSA1-13-766	1				
13-766B	1	HOSE, AIR			
NSA1-13-767	1				
13-786B	5	CLIP, HOSE			
NSA3-13-786	5				
13-887B	1	PROTECTOR, SPONGE			-3310
NSA2-13-889	1	(ILLUST. NO.1)			3601-
NSA4-13-887	2	(ILLUST. NO.2)			
13-888B	1	PROTECTOR, VACUUM TUBE			-3601
NSA4-13-888	1				
13-889A	1	PROTECTOR			-3601
NSA4-13-889	1				
20-210	1	BRACKET, AIR CLEANER			
NSA1-20-210	1				
20-220	1	BRACKET, AIR CLEANER			
NSA2-20-220	1				
20-250	1	VALVE, AIR BYPASS			
NSA1-20-250	1				
20-751	1	HOSE, AIR			
NSA1-20-751	1				
23-603	1	ELEMENT, AIR CLEANER			
NSA1-13-240	1				
23-610E	3	INSULATOR			
HE19-23-610	3				
3310 F03MM-210634 3426 F03MM-210662 3601 F03MM-210664					

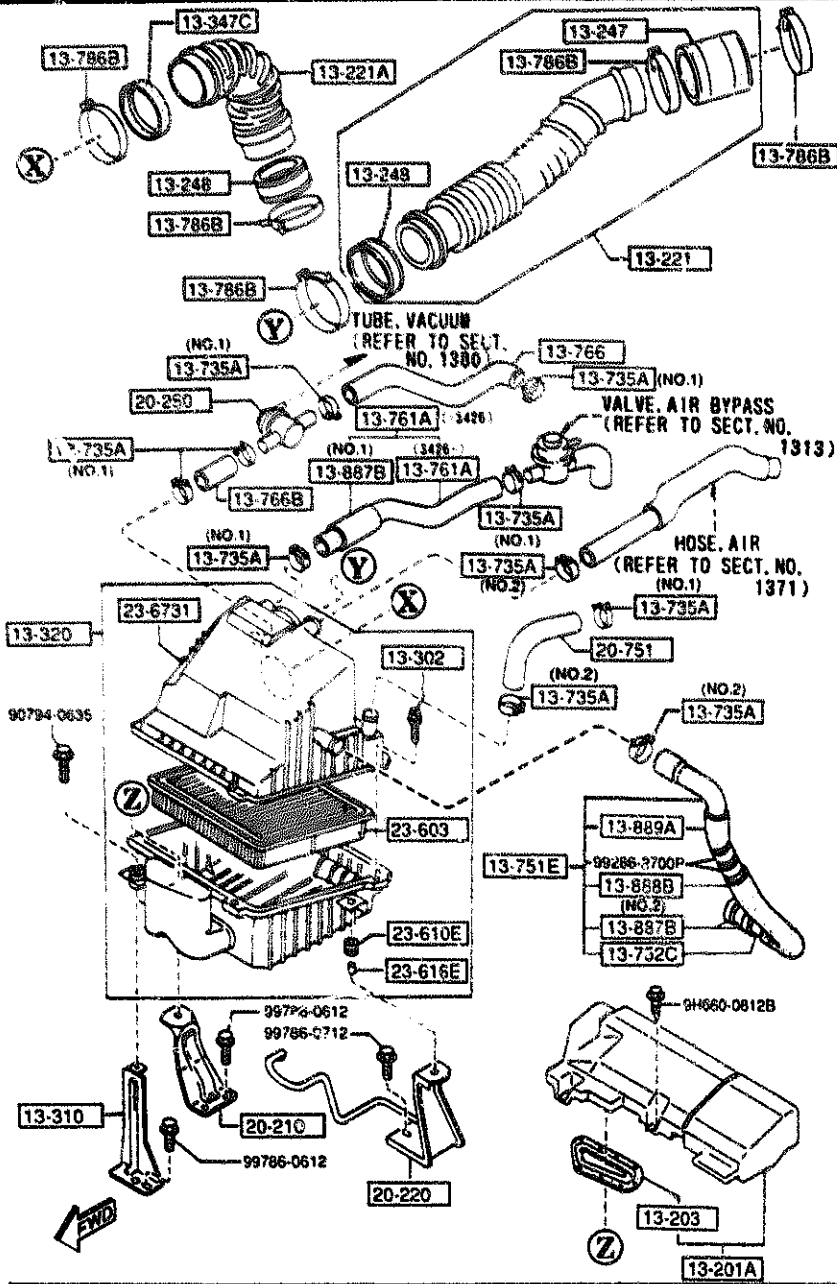
AUFA04

CAT. AUFA04-06

1994-09

1330 -3 M AIR CLEANER

1330 AIR CLEANER



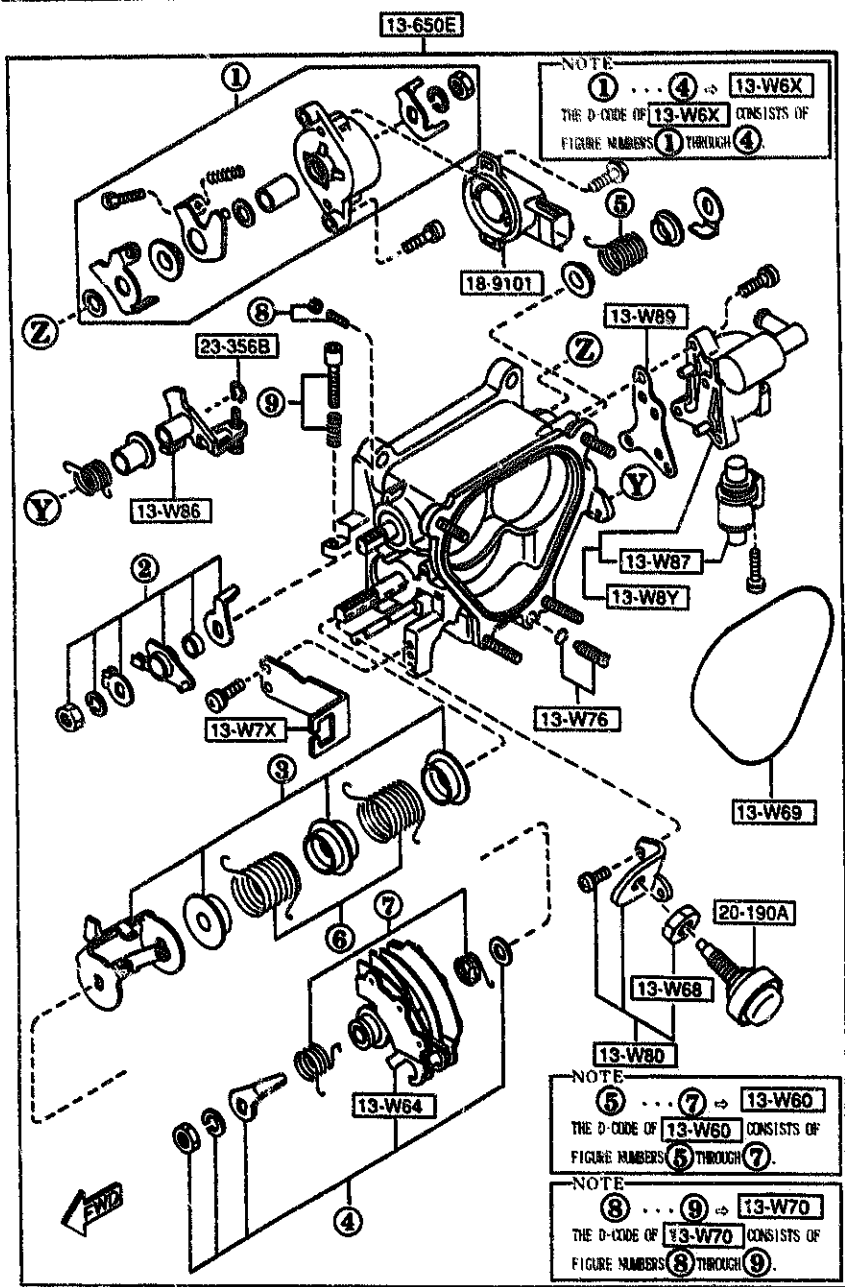
PART NO.	QTY	MODEL/RESTRICTION	MODEL/RESTRICTION	MODEL/RESTRICTION	FROM TO
23-616E		PIPE			
HE19-23-616	3				
23-6731		COVER, AIR CLEANER			
NSA1-13-201	1				

AUFA04

CAT. AUFA04-06

1994-09

1364 THROTTLE BODY

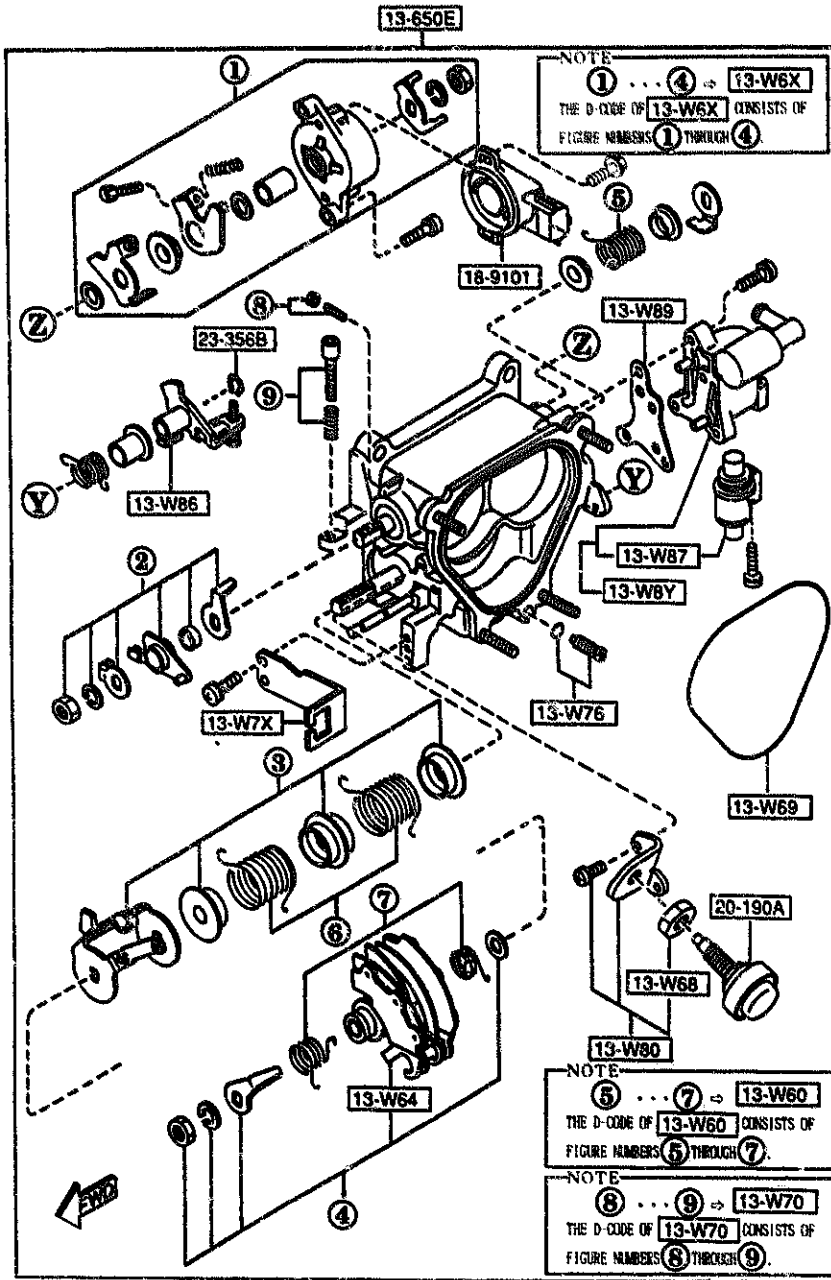


PART NO.	QTY	MODEL/RESTRICTION	MODEL/RESTRICTION	MODEL/RESTRICTION	FROM 10
13-W6X		LEVER SET, THROTTLE B			
NSA1-13-W6X	1	(MT)			
NSA2-13-W6X	1	(AT)			
13-W60		SPRING SET, THROTTLE			
NSA1-13-W60	1	(MT)			
NSA2-13-W60	1	(AT)			
13-W64		LEVER, THROTTLE			
NSA1-13-W64	1	(MT)			
NSA2-13-W64	1	(AT)			
13-W68		NUT			
NSA1-13-W68	1				
13-W69		RING, 'D'			
N390-13-W69	1				
13-W7X		HOLDER SET, THROTTLE			
NSA1-13-W7X	1	BODY			
13-W70		SCREW SET, THROTTLE B			
NSA1-13-W70	1	OLY			
13-W76		SCREW, ID. ADJUST-TH.			
NSA1-13-W76	1	BODY			
13-W8Y		HOUSING, WAX			
NSA1-13-W8Y	1				
13-W80		BRKT SET, DASH POT-TH			
NSA1-13-W80	1	ROT			
13-W86		CAM, FIRST IDLE			
NSA1-13-W86	1				
13-W87		WAX, THERMO			
NSA1-13-W87	1				
13-W89		GASKET, THERMO			

AUFA04

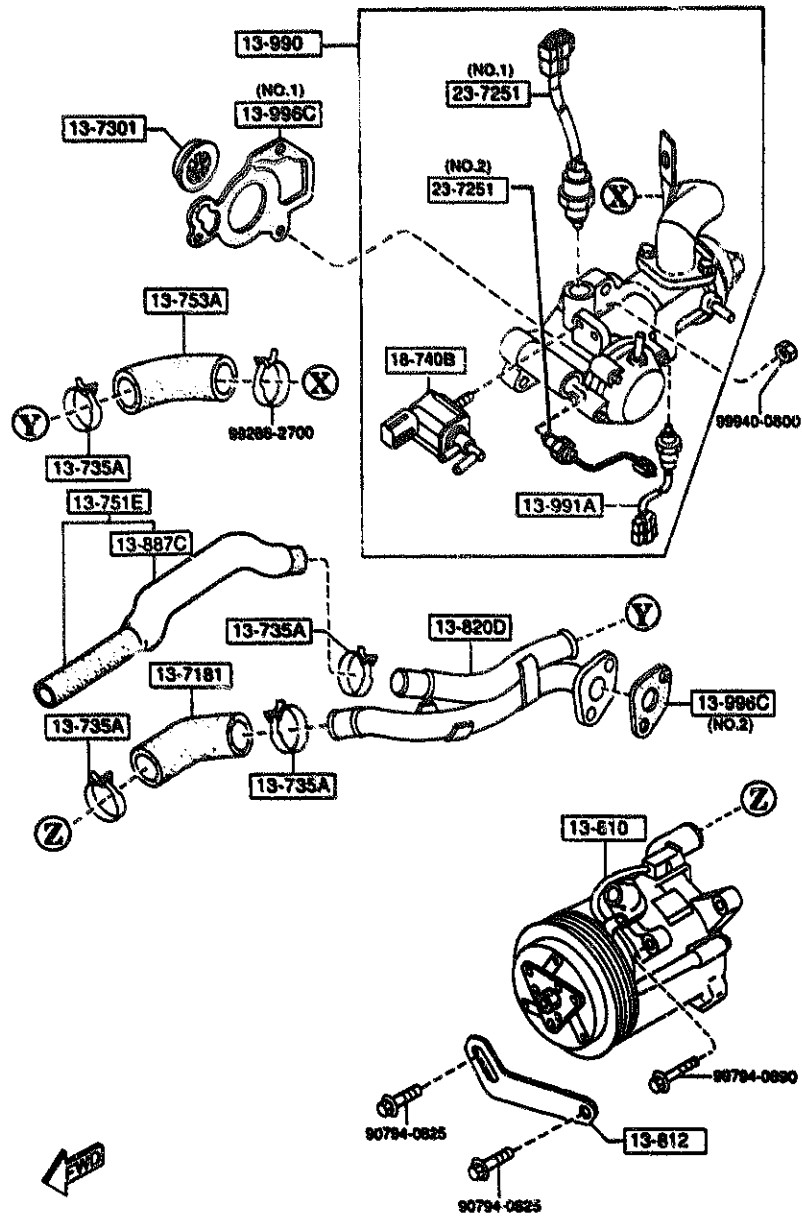
CAT. AUFA04-06

1994-09



PART NO.	QTY	MODEL/RESTRICTION	MODEL/RESTRICTION	MODEL/RESTRICTION	FROM TO
CONT'D NSA1-13-W89	1				
13-650E		BODY, THROTTLE			
NSA1-13-640	1	(MT)			
NSA2-13-640	1	(AT)			
18-9101		SENSOR, THROTTLE POSI TION			
NSA1-18-911	1	(MT)			
NSA2-18-911	1	(AT)			
20-190A		DASH POT			
NSA1-20-190	1				
23-356B		RING, STOP			
N236-23-356	1				

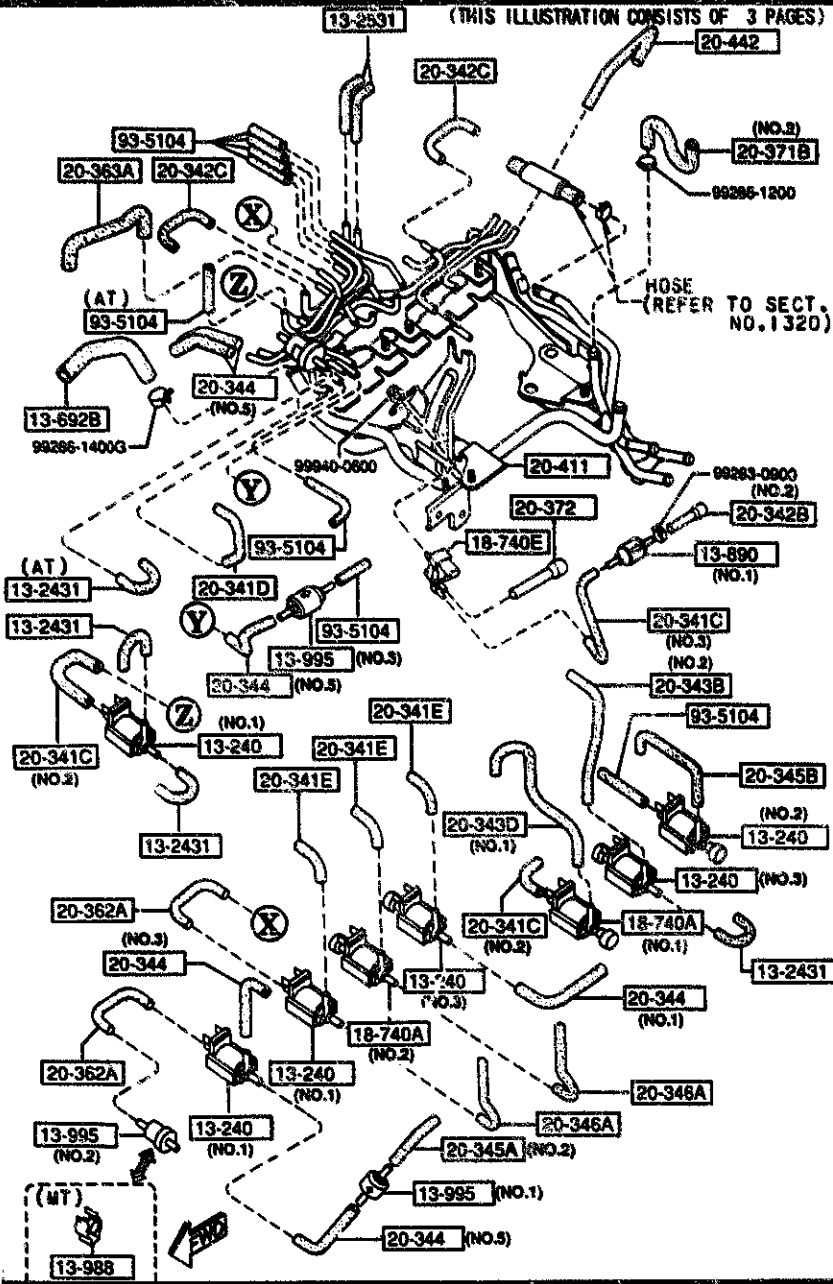
1371 AIR PUMP & AIR CONTROL VALVE



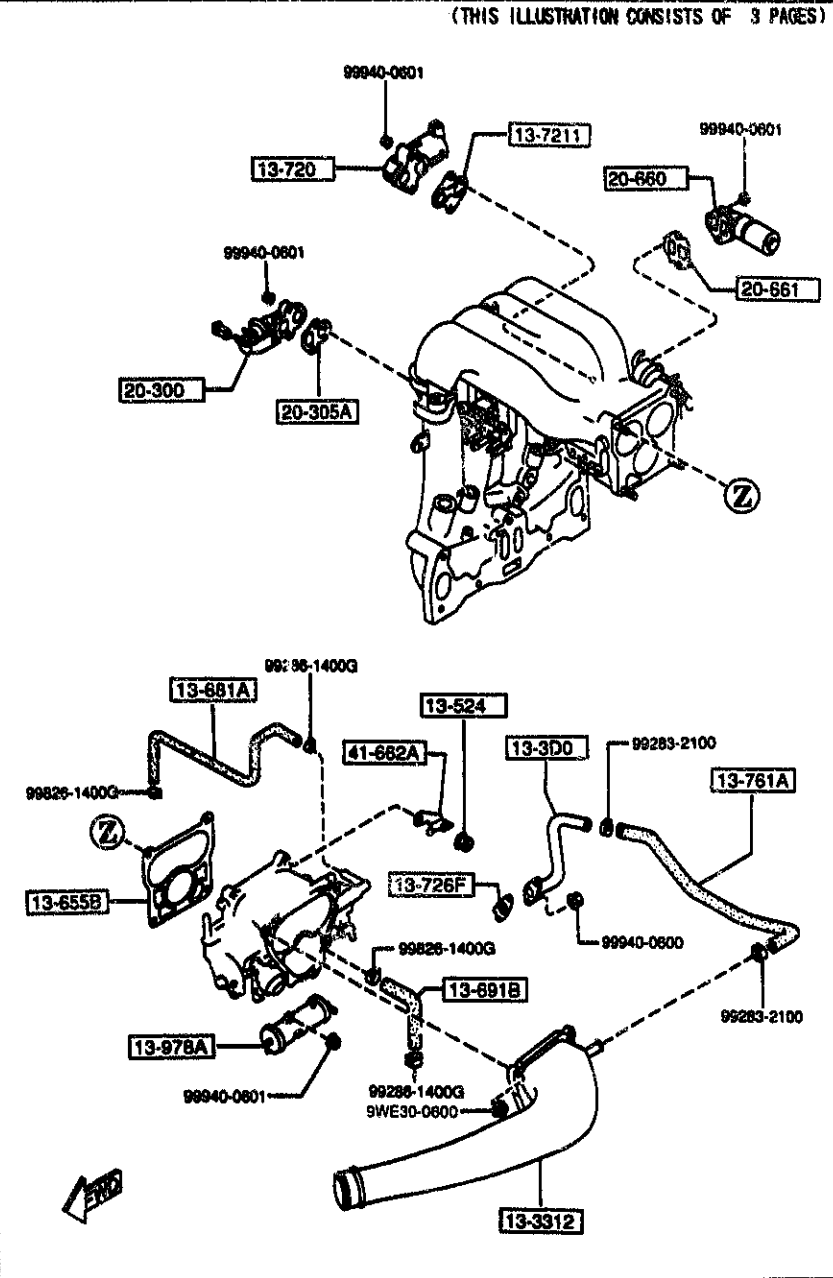
PART NO.	QTY	MODEL/RESTRICTION	MODEL/RESTRICTION	MODEL/RESTRICTION	FROM TO
13-7181		HOSE, AIR			
NSA3-20-752	1				
13-7301		VALVE, CHECK			
1480-13-730	1				
13-735A		CLAMP, HOSE			
NF01-13-739	4				
13-751E		HOSE, AIR			
NSA3-13-750A	1				-3510
NSA3-13-750A	1				3510-
13-753A		HOSE, AIR			
NSA3-13-753	1				
13-810		PUMP, AIR			
NSA3-13-810	1 (MT)				
NSA4-13-810	1 (AT)				
13-812		STRAP, AIR PUMP			
NSA1-13-812	1				
13-820D		PIPE, AIR			
NSA3-13-820A	1				
13-887C		PROTECTOR, SPONGE			
NSA3-13-886A	1				-3510
13-990		VALVE, AIR CONTROL			
NSA3-13-990	1 (MT)				
NSA4-13-990	1 (AT)				
13-991A		VALVE, SOLENOID-A.C. VALVE			
NSA1-13-991	1				
13-996C		GASKET, A.C.V.			
NSA3-13-996	1 (ILLUST. NO.1)				
NSA4-13-996	1 (ILLUST. NO.2)				

3510 FDSMXX-210663

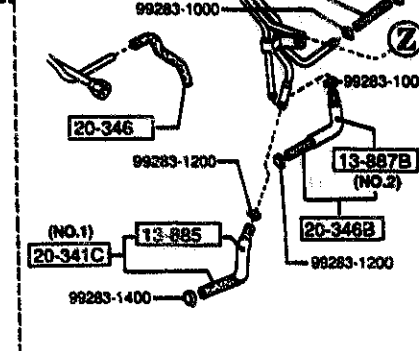
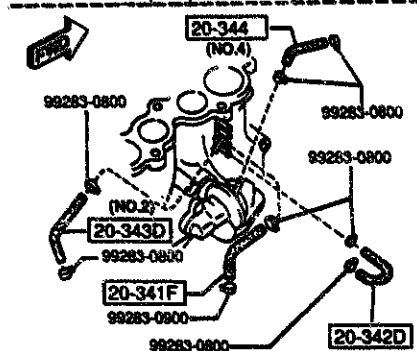
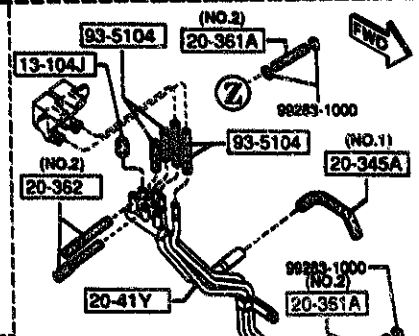
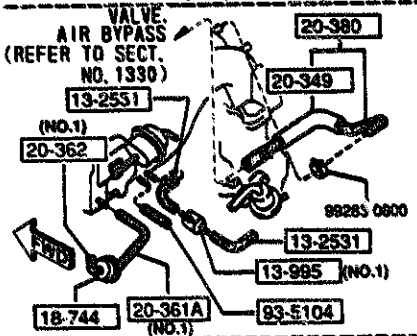
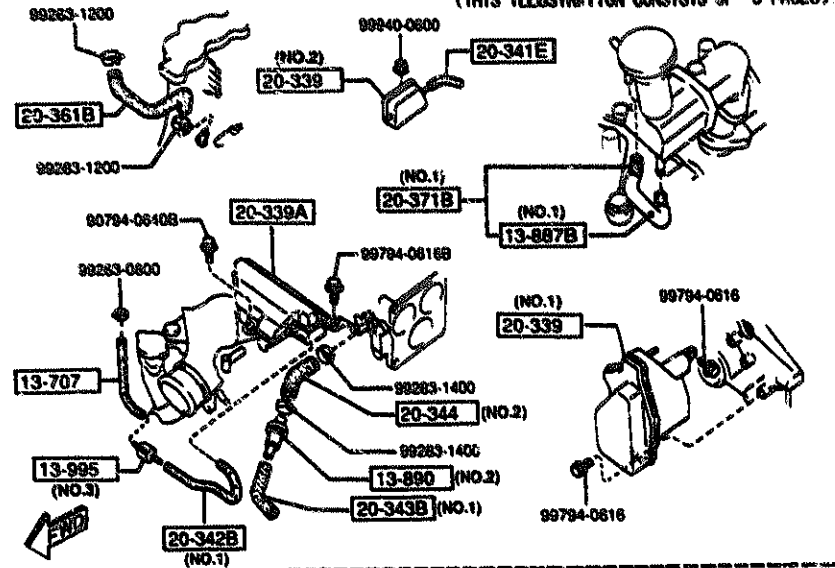
(THIS ILLUSTRATION CONSISTS OF 3 PAGES)



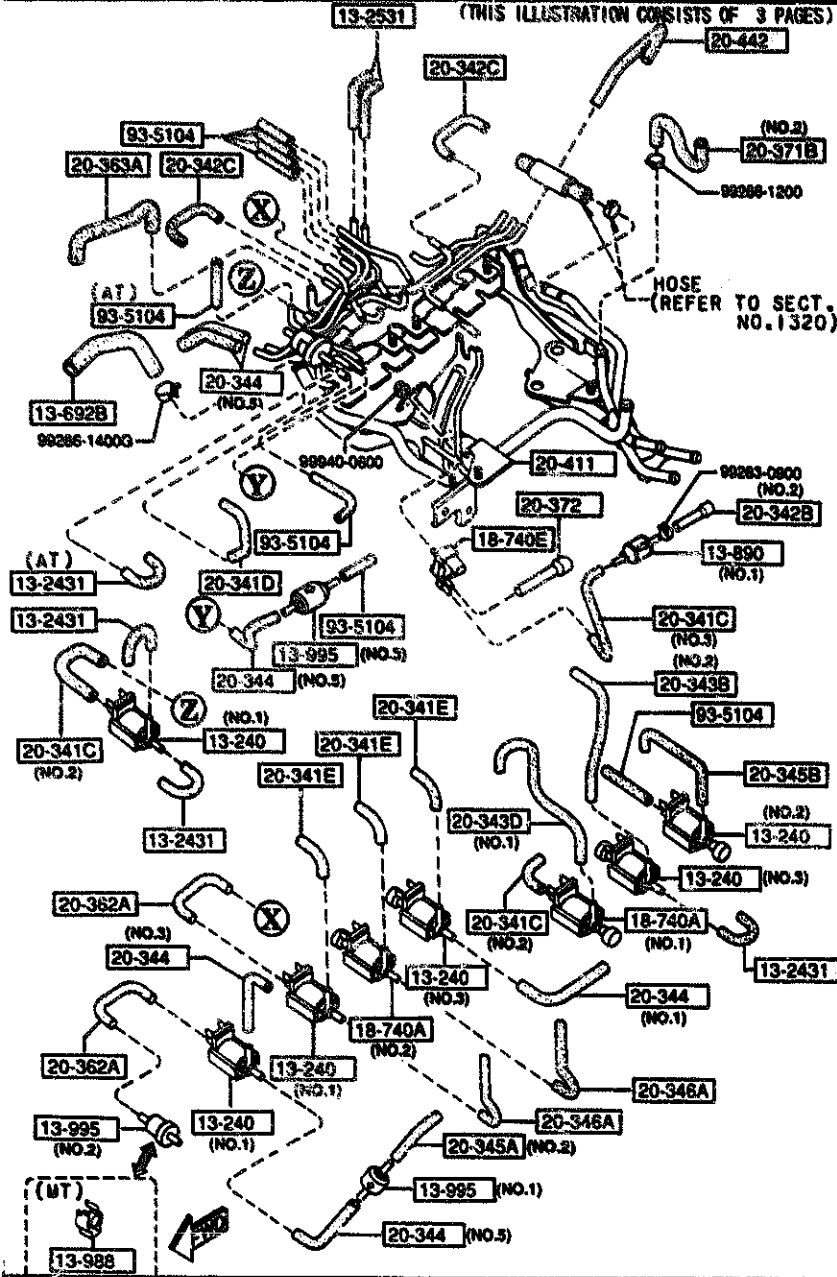
(THIS ILLUSTRATION CONSISTS OF 3 PAGES)



(THIS ILLUSTRATION CONSISTS OF 3 PAGES)



(THIS ILLUSTRATION CONSISTS OF 3 PAGES)



PART NO.	QTY	MODEL/RESTRICTION	MODEL/RESTRICTION	MODEL/RESTRICTION	FROM-TO
13-104J		CAP, BLIND			
1010-13-104	1	(MT)			
13-240		VALVE, SWAY			
1480-13-240A	3	(ILLUST. NO.1)			
1481-13-240A	1	(ILLUST. NO.2)			
1482-13-240A	2	(ILLUST. NO.3)			
13-243I		HOSE, VACUUM			
NS18-20-341A	3	(MT)			
NS18-20-341A	4	(AT)			
13-253I		HOSE, VACUUM			
N236-13-253A	4				
13-300		PIPE, AIR-B.A.C.V. & I.H.			
NSA1-13-300A	3				
13-3312		PIPE, AIR INTAKE			
NSA1-13-330	1				
13-524		NUT			
NF01-13-524	6				
13-695B		GASKET, THROTTLE BODY			
NSA1-13-655	1				
13-681A		HOSE, WATER			
NSA1-13-681	1				
13-691B		HOSE, WATER			
NSA1-13-691	1				
13-692B		HOSE, WATER			
NSA1-13-692	1				-2401
NSA1-13-692A	1				2401-
13-707		HOSE, AIR			
N350-13-896	1				

2401 FDSMHW-204313

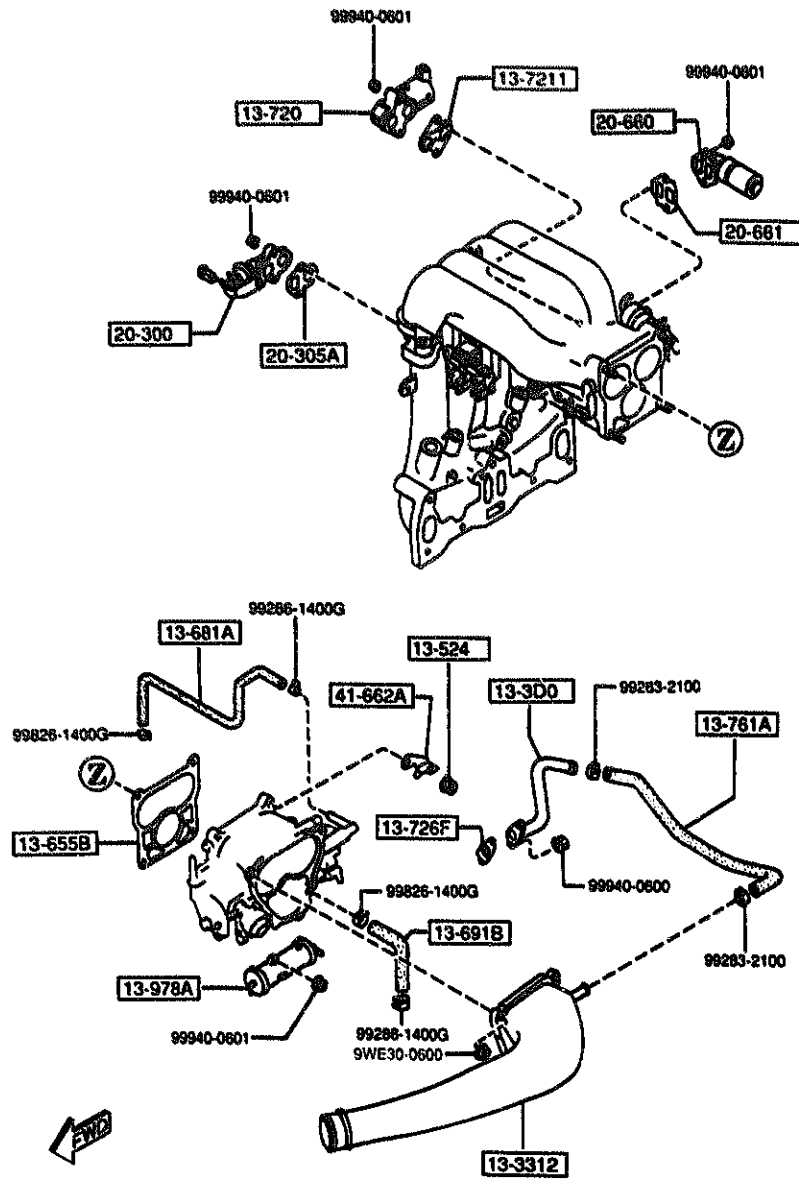
AUF04

(CONT'D)

CAT. AUF04-06

1994-09

(THIS ILLUSTRATION CONSISTS OF 3 PAGES)



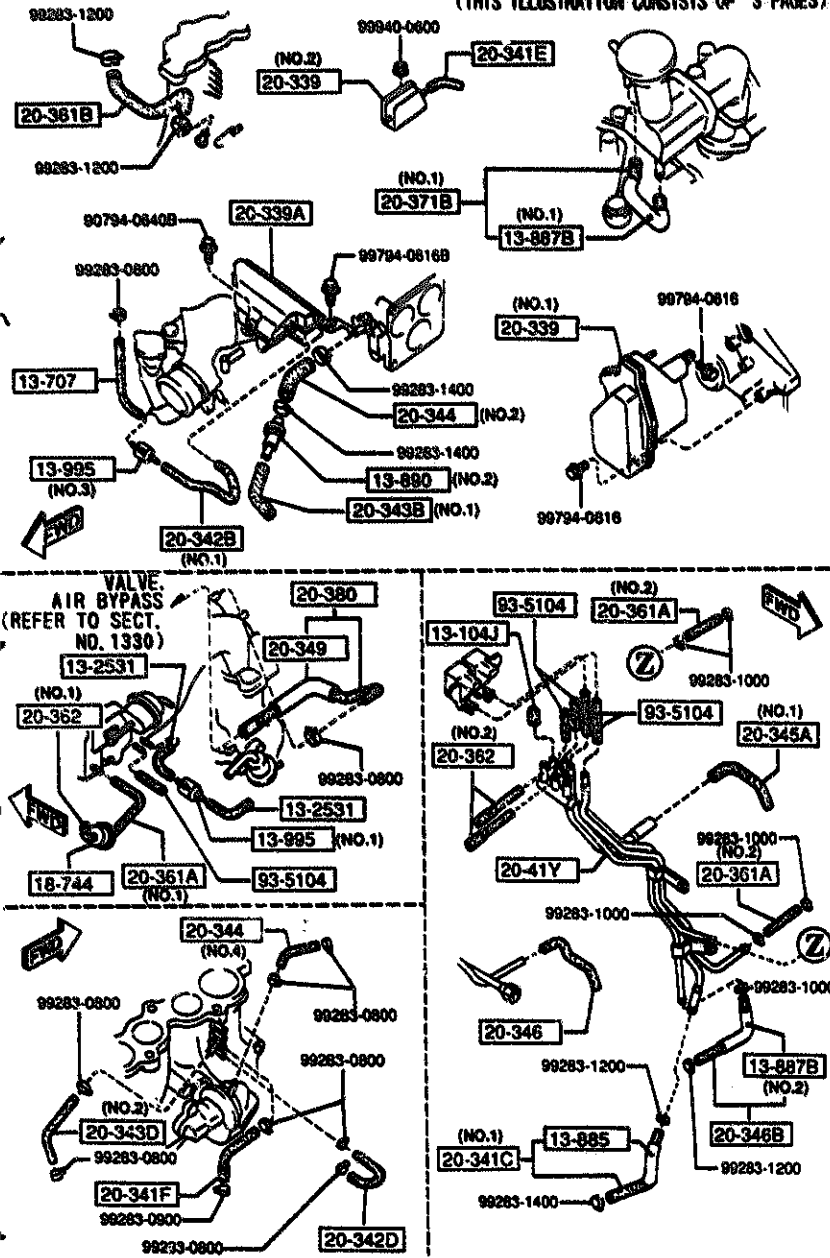
PART NO.	QTY	MODEL/RESTRICTION	MODEL/RESTRICTION	MODEL/RESTRICTION	FROM TO
13-720 NSA1-13-720	1	VALVE, SOL.-AIR BLEED EXTE			
13-7211 NSA1-13-721	1	GASKET			
13-726F NSA1-13-726	1	GASKET, SOLENOID VALVE			
13-761A NSA1-13-761A	1	HOSE, AIR			
13-885 NSA3-13-885	1	PROTECTOR, SPONGE			
13-887B NSA2-13-887A	1	PROTECTOR, SPONGE			(ILLUST. NO.1)
13-887 NSA3-13-887	1	PROTECTOR, SPONGE			(ILLUST. NO.2)
13-890 NF01-13-890	1	VALVE, P.C.V.			(ILLUST. NO.1)
13-890 NSA1-13-890	1	VALVE, P.C.V.			(ILLUST. NO.2)
13-978A NSA1-13-978	1	TANK, CATCH			
13-988 NF01-13-988A	1	FILTER, AIR			(MT)
13-995 HE41-13-995	2	VALVE, CHECK			(ILLUST. NO.1)
13-995 NSA1-13-995	1	VALVE, CHECK			(ILLUST. NO.2) (AT)
13-995A NS90-13-995A	2	VALVE, CHECK			(ILLUST. NO.5)
18-740A NSA7-18-741	1	VALVE, SOLENOID			(ILLUST. NO.1)
18-740E NS90-18-741	1	VALVE, SOLENOID			(ILLUST. NO.2)
3422 FD3MM-210662					

-3422

1380 EMISSION CONTROL SYSTEM

(3/9)

(THIS ILLUSTRATION CONSISTS OF 3 PAGES)



1380 -3 EMISSION CONTROL SYSTEM

PART NO.	QTY	MODEL/RESTRICTION	MODEL/RESTRICTION	MODEL/RESTRICTION	FROM-10
CONT'D F285-18-741		MITSUBISHI			
18-744	1	FILTER, AIR			
S5A1-18-744	1				
20-300	1	VALVE, S.G.R.			
NSA1-20-300	1	(FED.)			
NSA3-20-300	1	(CALIF.)			
20-305A	1	GASKET, E.O.R. VALVE			
NSA1-20-305	1				
20-339	1	CHAMBER, VACUUM			
NSA1-20-339A	1	(ILLUST. NO.1)			
NSA3-20-339A	1	(ILLUST. NO.2) (AT)			
20-339A	1	CHAMBER, VACUUM			
NSA2-20-339	1				
20-341C	1	TUBE, VACUUM			
NSA3-20-340	1	(ILLUST. NO.1)			
NF01-20-341	2	(ILLUST. NO.2)			
NSA5-20-341	1	(ILLUST. NO.3)			
20-341D	1	TUBE, VACUUM			
NSA1-20-341	1				
20-341E	3	TUBE, VACUUM			
NSA2-20-341A	3	(MT)			
NSA2-20-341A	4	(AT)			
20-341F	1	TUBE, VACUUM			
NSA3-20-341A	1				
20-342B	1	TUBE, VACUUM			
NSA1-20-342	1	(ILLUST. NO.1)			
NSA5-20-342	1	(ILLUST. NO.2)			

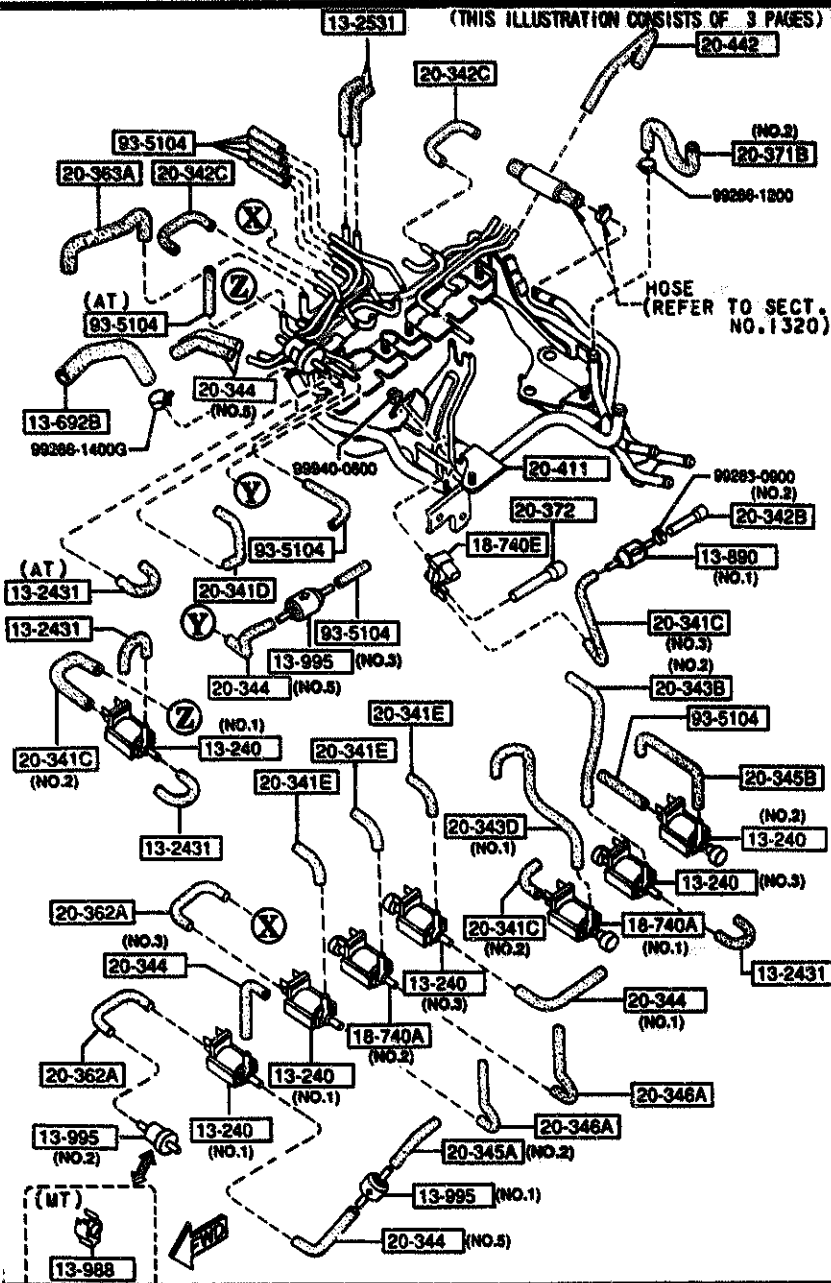
AUFA04

CAT. AUFA04-06

1994-09

(1/3)

(THIS ILLUSTRATION CONSISTS OF 3 PAGES)



PART NO.	QTY	MODEL/RESTRICTION	MODEL/RESTRICTION	MODEL/RESTRICTION	FROM TO
20-342C		TUBE, VACUUM			
NSA2-20-342	2				
20-342D		TUBE, VACUUM			
NSA3-20-342	1				
20-343B		TUBE, VACUUM			
NSA1-20-343A	1	(ILLUST. NO. 1)			
NSA4-20-343	1	(ILLUST. NO. 2)			
20-343D		TUBE, VACUUM			
NSA2-20-343B	1	(ILLUST. NO. 1)			
NSA3-20-343A	1	(ILLUST. NO. 2)			
20-344		TUBE, VACUUM			
FE4J-20-344	1	(ILLUST. NO. 1)			
NSA1-20-344A	1	(ILLUST. NO. 2)			
NSA2-20-344A	1	(ILLUST. NO. 3) (AT)			
NSA3-20-344	1	(ILLUST. NO. 4)			
NSA4-20-344	3	(ILLUST. NO. 5)			
20-345A		TUBE, VACUUM			
NSA1-20-345	1	(ILLUST. NO. 1)			
NSA4-20-345	1	(ILLUST. NO. 2)			
20-345B		TUBE, VACUUM			
NSA2-20-345A	1				
20-346		TUBE, VACUUM			
NSA1-20-346	1				
20-346A		TUBE, VACUUM			
NSA2-20-346	2				
20-346B		TUBE, VACUUM			
NSA3-20-346	1				-3422
C (NSA3-20-346A)					
NSA3-20-346A	1				3422-
3422 FD3MHH-210662					

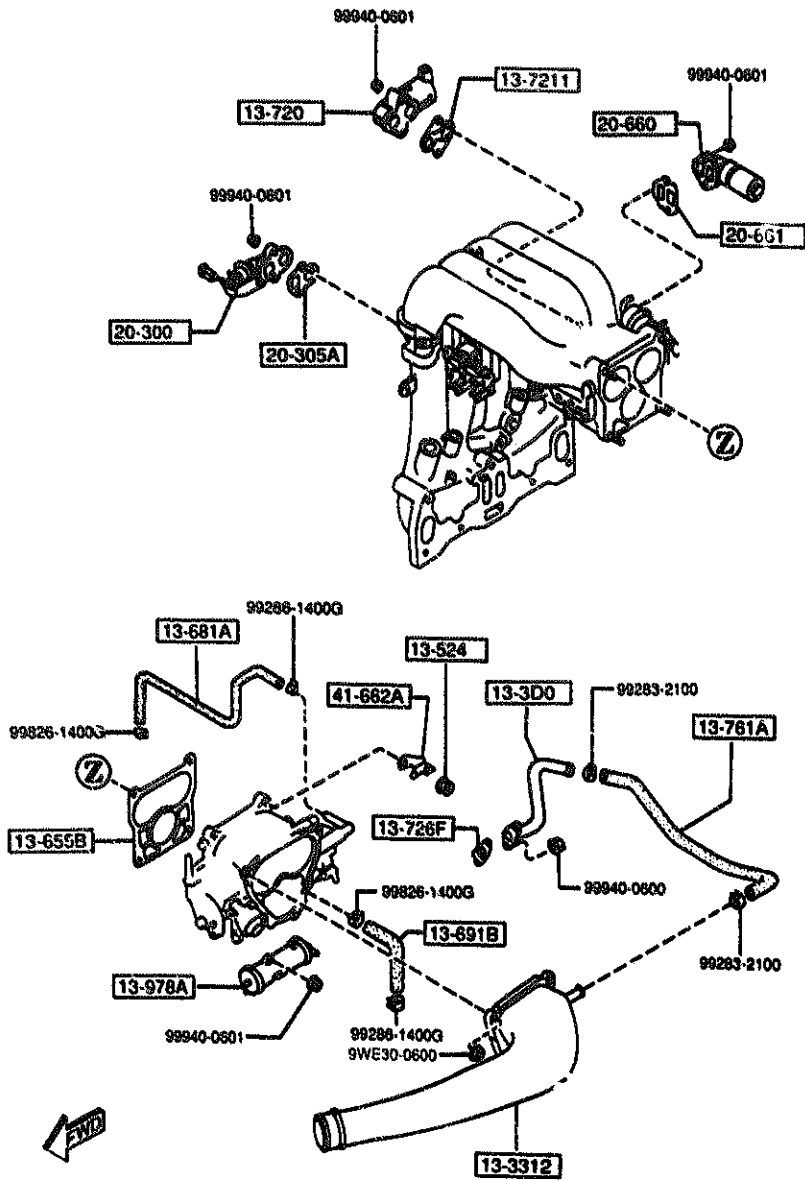
AUFA04

(CONT'D)

CAT. AUFA04-06

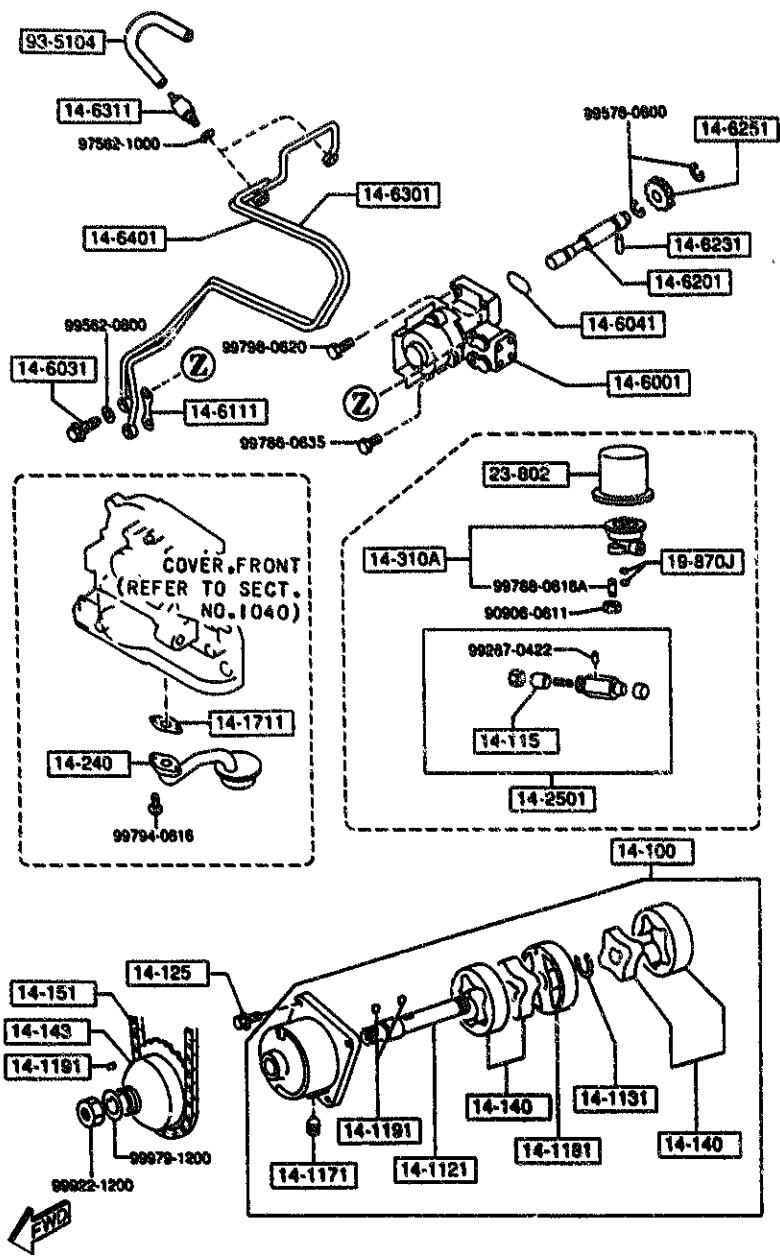
1994-09

(THIS ILLUSTRATION CONSISTS OF 3 PAGES)



PART NO.	QTY	MODEL/RESTRICTION	MODEL/RESTRICTION	MODEL/RESTRICTION	FRDM-10
20-349 NSA1-20-348	1	PROTECTOR, VACUUM PIPE			
20-361A NSA1-20-361A NSA4-20-361	1 2	TUBE, VACUUM (ILLUST. NO.1) (ILLUST. NO.2)			
20-361B NSA2-20-361A	1	TUBE, VACUUM			
20-362 NSA1-20-362 NSA4-20-362	1 2	TUBE, VACUUM (ILLUST. NO.1) (ILLUST. NO.2)			
20-362A NSA2-20-362	2	TUBE, VACUUM			
20-363A NSA2-20-363	1	TUBE, VACUUM			
20-371B NSA2-20-370A NSA1-20-371	1 1	TUBE, VACUUM (ILLUST. NO.1) (ILLUST. NO.2)			
20-372 NSA1-20-372A	1	TUBE, VACUUM			
20-380 NSA1-20-380	1	TUBE, VACUUM			
20-41Y NSA1-20-41YA	1	PIPE, AIR-VALVE ACTUATOR			
20-411 NSA1-20-410C	1	PIPE, VACUUM			
20-442 J501-20-442	1	TUBE, VACUUM			
20-660		VALVE, IDLE AIR CONTROL			

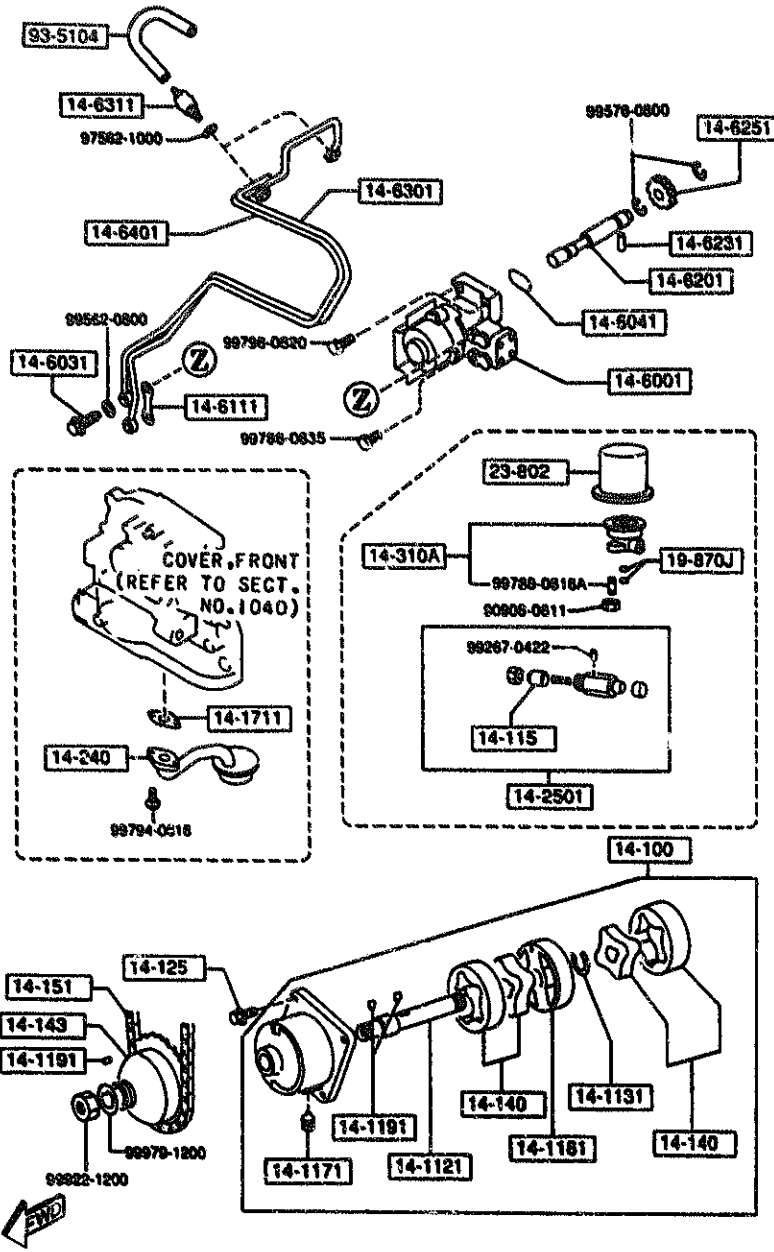
1400 OIL PUMP & FILTER



PART NO.	QTY	MODEL/RESTRICTION	MODEL/RESTRICTION	MODEL/RESTRICTION	FROM TO
CGNT'D NSA1-14-230	1				
14-310A		BODY,OIL FILTER			
NSA1-14-310A	1				
14-6001		PUMP,METERING OIL			
NSA2-14-600	1				
14-6031		BODY,CONNECTOR			
N236-14-603B	2				
14-6041		RING,'O'			
NS50-14-604	1				
14-6111		GASKET,METERING OIL			
NS90-14-602	1				
14-6201		SHAFT,DRIVEN GEAR			
NS50-14-620	1				
14-6231		PIN,DRIVEN GEAR			
0813-14-623	1				
14-6251		GEAR,DRIVEN			
0820-14-625A	1				
14-6301		TUBE,METERING OIL			
NSA1-14-660	1				
14-6311		BOLT,CONNECTOR			
NS18-14-631	2				
14-6401		TUBE,METERING OIL			
NSA1-14-670	1				
19-870J		RING,'O'			
99541-01601	2				
23-802		CARTRIDGE,OIL FILTER			
B6Y1-14-302	1	TOKYO ROKI			

1400 -3 W OIL PUMP & FILTER

1400 OIL PUMP & FILTER



PART NO.	QTY	MODEL/RESTRICTION	MODEL/RESTRICTION	MODEL/RESTRICTION	FROM TO
93-5104 99381-04999	1	HOSE			

AUFA04

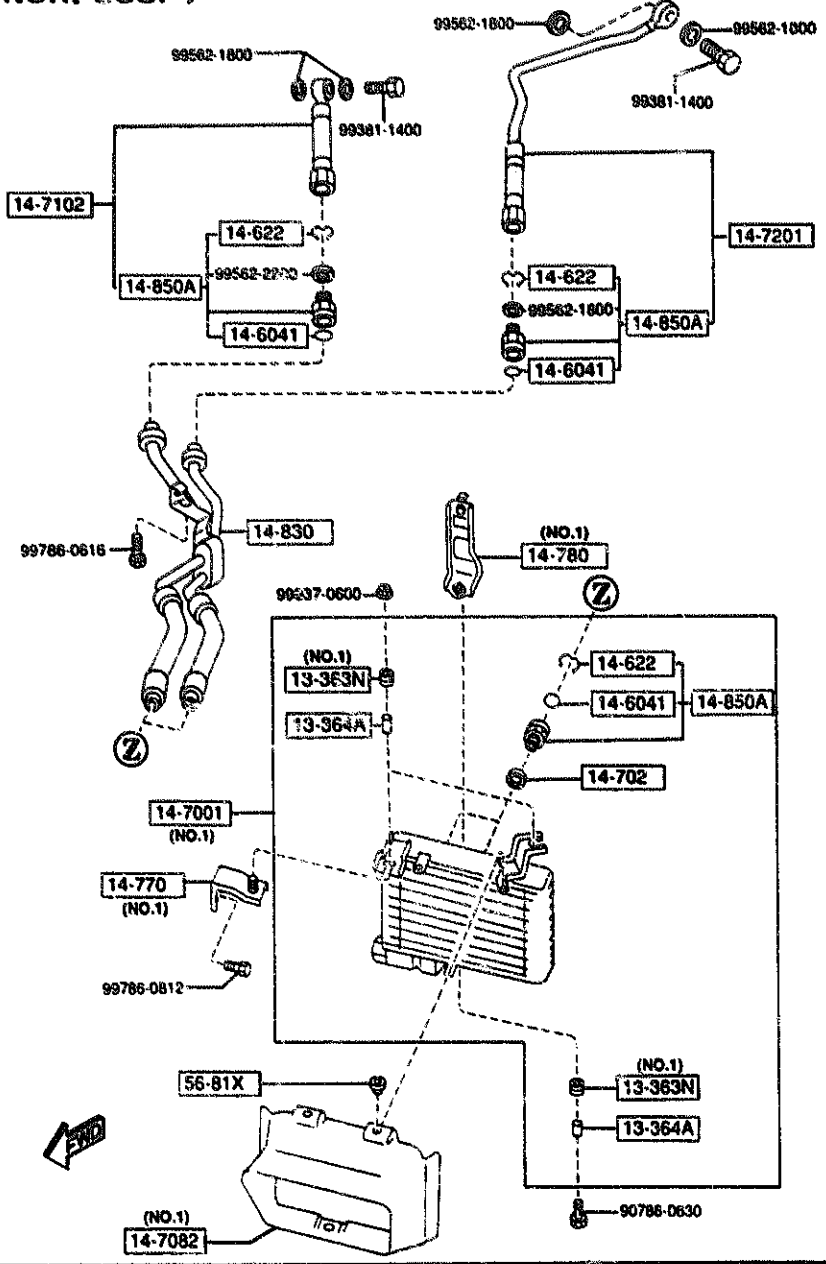
CAT. AUFA04-06

1994-09

1500 COOLING SYSTEM
(NOR. SUSP)

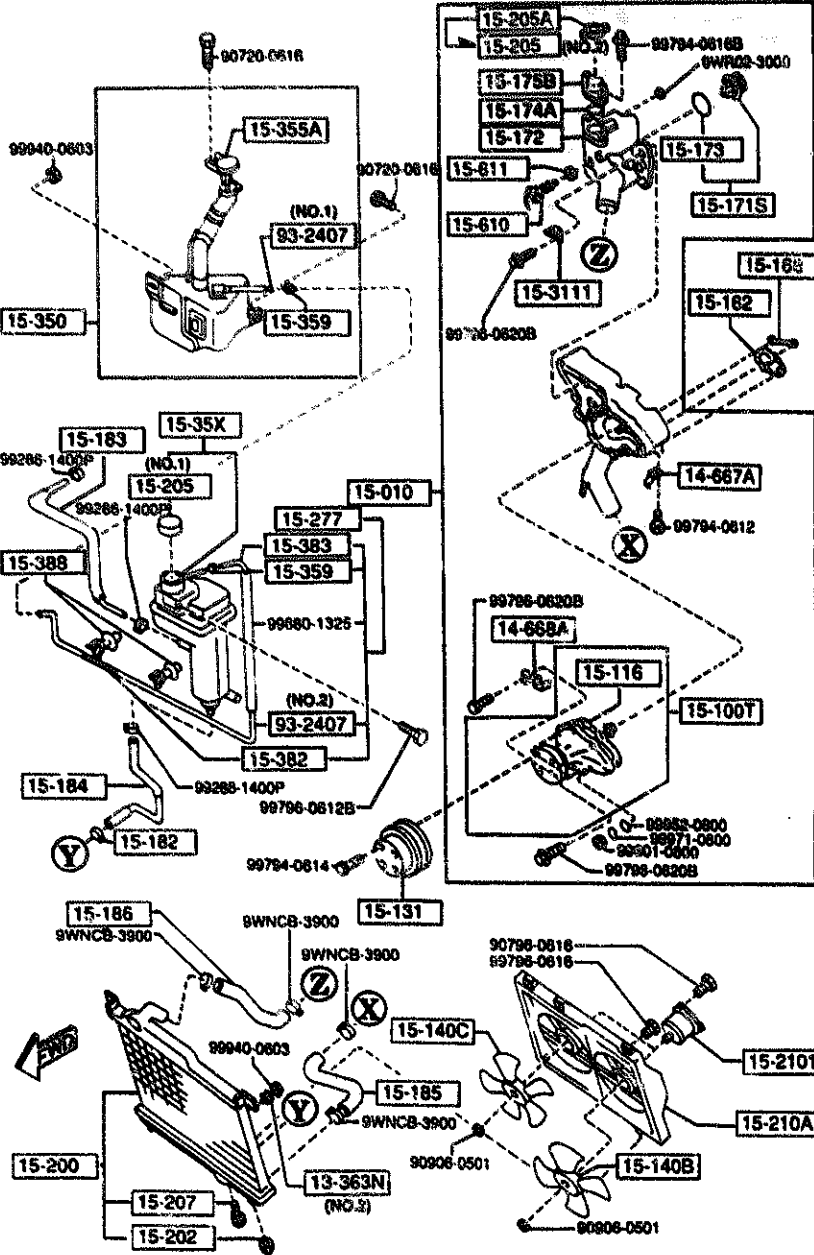
(3/3)

(THIS ILLUSTRATION CONSISTS OF 3 PAGES)



AUFAD4

(THIS ILLUSTRATION CONSISTS OF 3 PAGES)



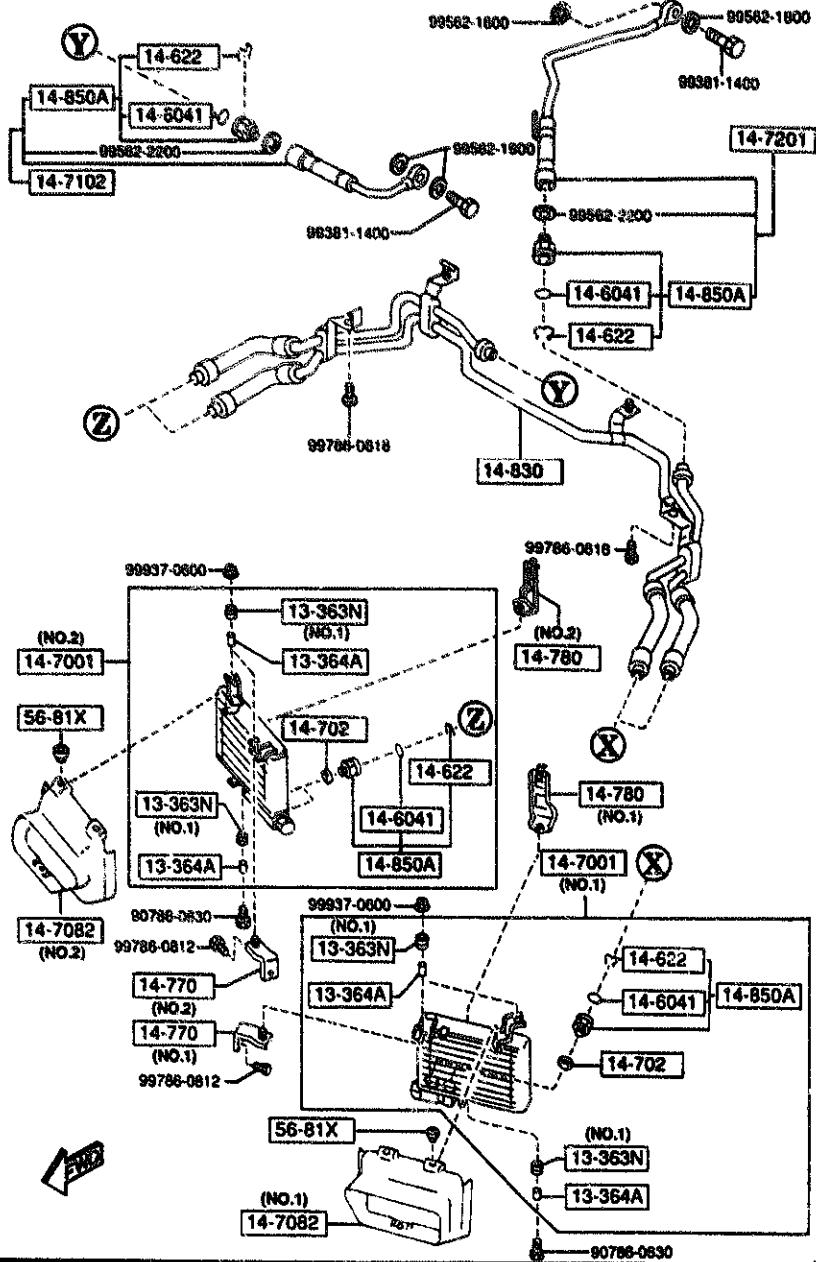
PART NO.	QTY	MODEL/RESTRICTION	MODEL/RESTRICTION	MODEL/RESTRICTION	FROM-TO
13-363N		RUBBER, MOUNTING			
NF01-13-363	3	(ILLUST. NO.1) (NDR. SUSP)			
NF01-13-363	6	(ILLUST. NO.1) (HARD SUSP)			
0222-13-363	2	(ILLUST. NO.2)			
13-364A		SPACER			
NF01-13-364	3	(NDR. SUSP)			
NF01-13-364	6	(HARD SUSP)			
14-6041		RING, 'O'			
NSA1-14-604	4	(NDR. SUSP)			
NSA1-14-604	6	(HARD SUSP)			
14-622		STOPPER, CONNECTOR			
NSA1-14-622	4	(NDR. SUSP)			
NSA1-14-622	6	(HARD SUSP)			
14-667A		CLIP, OIL TUBE			
NSA1-14-667	1				
14-668A		CLIP, M. OIL TUBE			
NSA1-14-668	1				
14-7001		COOLER, OIL			
NSA1-14-700	1	(ILLUST. NO.1)			
NSA3-14-700	1	(ILLUST. NO.2) (HARD SUSP)			
14-702		GASKET			
NSA1-14-702	2	(NDR. SUSP)			
NSA1-14-702	4	(HARD SUSP)			
14-7082		DUCT, OIL COOLER			
NSA1-14-708	1	(ILLUST. NO.1)			
NSA2-14-708	1	(ILLUST. NO.2) (HARD SUSP)			
14-7102		HOSE, OIL			
NSA1-14-710B	1	(HARD SUSP)			

1500 COOLING SYSTEM

(2/3)

(HARD SUSP)

(THIS ILLUSTRATION CONSISTS OF 3 PAGES)



PART NO.	QTY	MODEL/RESTRICTION	MODEL/RESTRICTION	MODEL/RESTRICTION	FROM TO
CONT'D					
NSA2-14-710B	1	(NOR.SUSP)			
14-7201		HOSE,OIL			
NSA1-14-720B	1				
14-770		BRACKET,OIL COOLER			
NSA1-14-770A A (NSA1-14-770B)	1	(ILLUST. NO.1)			-2401
NSA2-14-770A A (NSA2-14-770B)	1	(ILLUST. NO.2) (HARD SUSP)			-2401
NSA1-14-770B	1	(ILLUST. NO.1)			2401-
NSA2-14-770B	1	(ILLUST. NO.2) (HARD SUSP)			2401-
14-780		BRACKET,OIL COOLER			
NSA1-14-780B	1	(ILLUST. NO.1)			
NSA2-14-780B	1	(ILLUST. NO.2) (HARD SUSP)			
14-830		HOSE,OIL			
NSA1-14-830A	1	(NOR.SUSP)			
NSA3-14-830A	1	(HARD SUSP)			
14-850A		CONNECTOR,OIL COOLER			
NSA1-14-850	4	(NOR.SUSP)			
NSA1-14-850	6	(HARD SUSP)			
15-010		PUMP,WATER			
NSA1-15-010C	1	(MT)			-2401
NSA2-15-010C	1	(AT)			-2401
NSA1-15-010D	1	(MT)			2401-
NSA2-15-010D	1	(AT)			2401-
15-100T		HOUSING SET,BRG WATE R PUMP			
8AP4-15-100	1				
15-116		GASKET,WATER PUMP			
NSA1-15-116	1				
15-131		PULLEY,WATER PUMP			
NSA1-15-131	1				
2401 FDSMXX-204313					

AUFA04

(CONT'D)

CAT. AUFA04-06

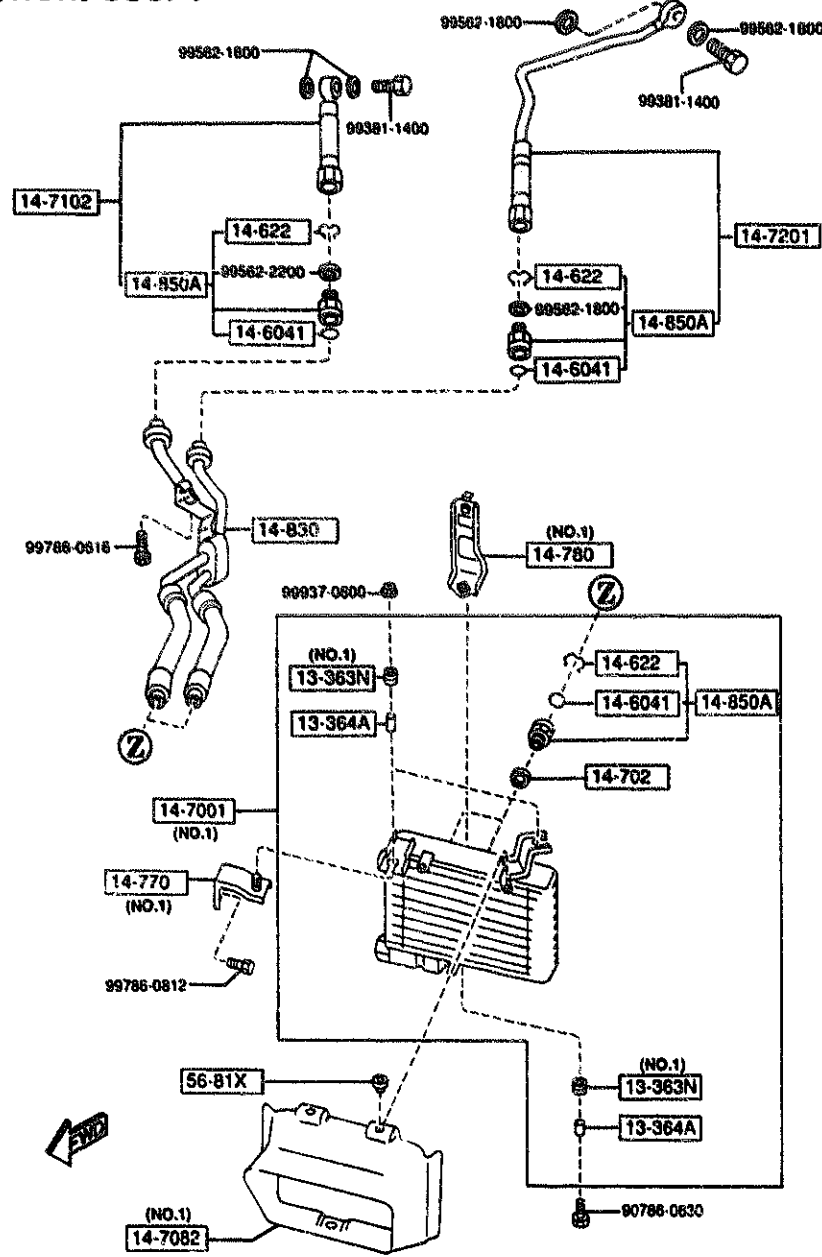
1994-09

1500 COOLING SYSTEM
(NOR. SUSP)

(3/3)

(THIS ILLUSTRATION CONSISTS OF 3 PAGES)

1500 -3 COOLING SYSTEM



PART NO.	QTY	MODEL/RESTRICTION	MODEL/RESTRICTION	MODEL/RESTRICTION	FROM 10
15-140B		FAN(R), COOLING			
NSA1-15-140	1				
15-140C		FAN(L), COOLING			
NSA2-15-140	1				
15-162		GASKET			
NS86-15-162	1	NDN ASBESTOS			
15-168		SHIM, WATER PIPE BRACKET			
NSA1-15-168	1				
15-171S		THERMOSTAT SET			
8AF5-15-171	1				
15-172		COVER, THERMOSTAT			
NSA1-15-172	1 (MT)				
NSA2-15-172	1 (AT)				
15-173		GASKET, THERMOSTAT COVER			
NS90-15-173	1	NON ASBESTOS			
15-174A		RING			
NS26-15-174	1				
15-175B		BODY, FILLER CAP			
NS23-15-175	1				
15-182		CLAMP, WATER HOSE			
NSA1-15-182	1				-3201
A (NSA1-15-182A)					
NSA1-15-182A	1				3201-
15-183		HOSE, WATER			
NSA1-15-183	1				
15-184		HOSE, WATER			
NSA1-15-184A	1				
3201 F03MM-210578					

AUFA04

CAT. AUFA04-06

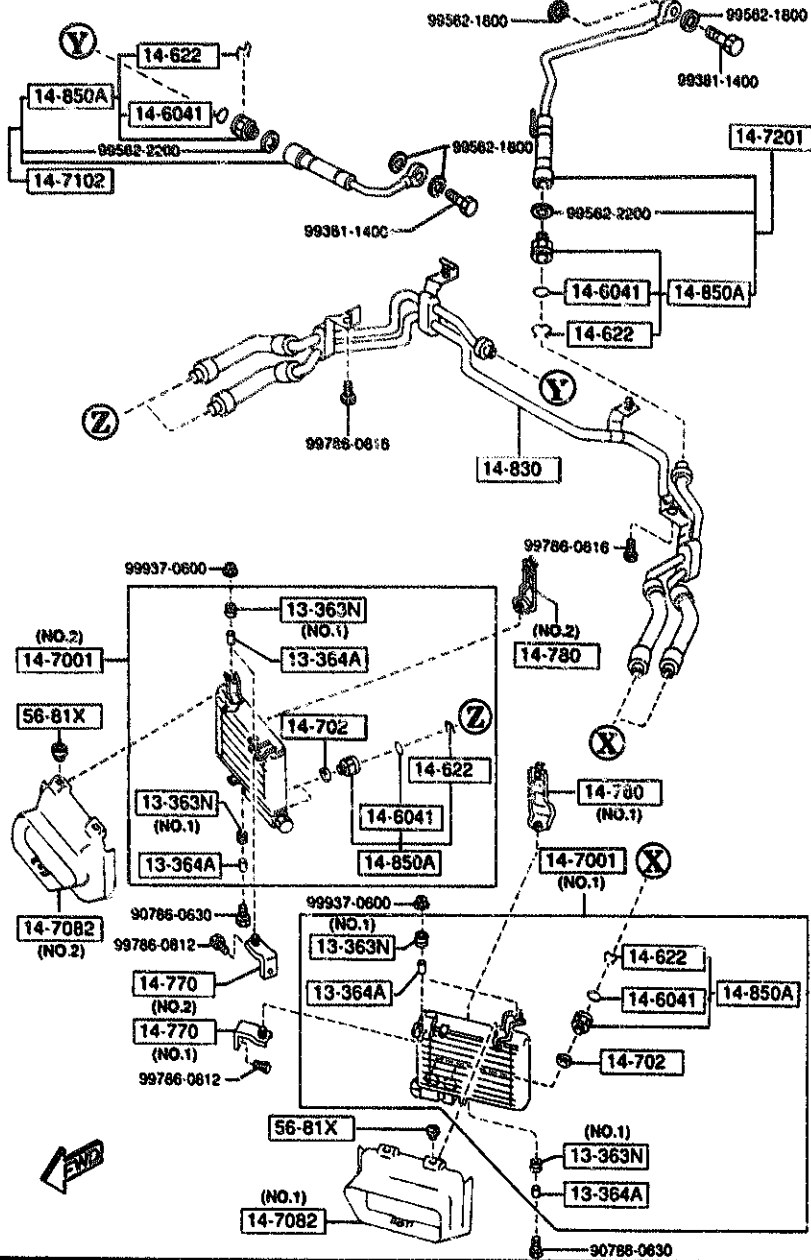
1994-09

1500 COOLING SYSTEM
(HARD SUSP)

(2/3)

(THIS ILLUSTRATION CONSISTS OF 3 PAGES)

1500 -5 M COOLING SYSTEM



PART NO.	QTY	MODEL/RESTRICTION	MODEL/RESTRICTION	MODEL/RESTRICTION	FROM TO
CONT'D NSA1-15-35XA	1				
15-350		TANK, SUB-RADIATOR			-2904
NSA1-15-350A AN(NSA1-15-350B)	1				2904-
NSA1-15-350B	1				
15-355A		CAP, SUB TANK			
NSA1-15-355	1				
15-359		PIPE, JOINT			
NSA1-15-359	2				
15-382		PROTECTOR, HOSE-SUB T ANK			
F201-15-382	1				
15-383		HOSE, SUB TANK			
NSA1-15-383	1				
15-388		CLIP, HOSE-SUB T. & WA TER H			
F201-15-388A	2				
15-610		SENSOR, WATER LEVEL			
NSA1-15-610	1				
15-611		GASKET			
8853-15-611	1				
56-81X		FASTENER, DUCT PANEL			
FB01-56-81X	3	(NDR. SUSP)			
FB01-56-81X	6	(HARD SUSP)			
93-2407		HOSE, WATER			
99324-07200	1	(ILLUST. NO.1)			
99324-07400	1	(ILLUST. NO.2)			1C21-
1C21 FDSMMX-200106 2904 FDSMMX-210500					

AUFA04

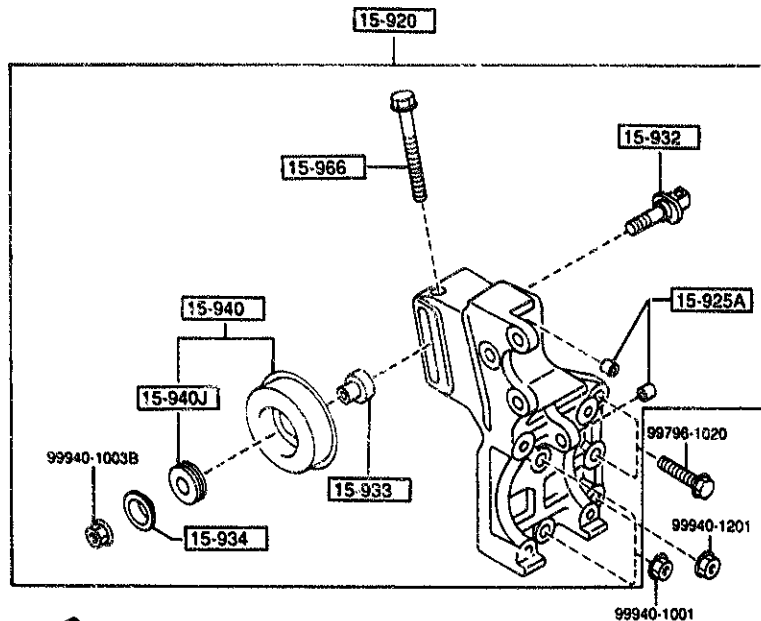
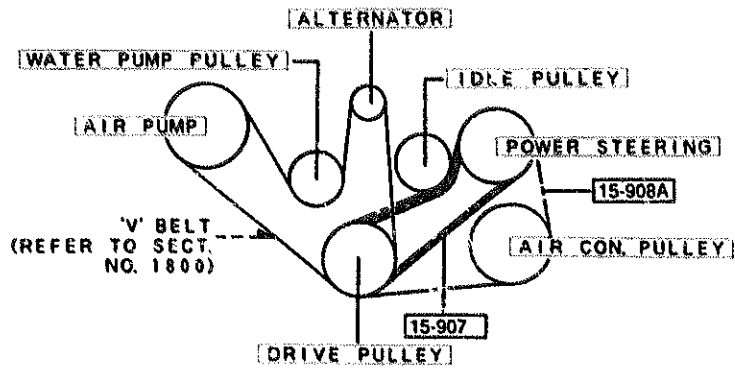
(CONT'D)

CAT. AUFA04-06

1994-09

1580 BRACKET,PULLEY & BELT

1580 -1 * BRACKET,PULLEY & BELT



PART NO.	QTY	MODEL/RESTRICTION	MODEL/RESTRICTION	MODEL/RESTRICTION	FROM TO
15-907		BELT,V'			
NSA1-15-907	1	6PK-920 (W/ P.S.)			
15-908A		BELT,V			
NSA1-15-908	1	6PK-1045 (W/AIR CON.)			
15-920		BRACKET,COMPRESSOR			
NSA1-15-910A	1				
15-925A		BUSH			
N326-15-812	2	(W/ P.S.)			
15-932		SHAFT,PULLEY			
NSA1-15-932	1	(W/ P.S.)			
15-933		COLLAR,COMP.BRKT			
NSA1-15-933	1	(W/ P.S.)			
15-934		COVER,DUST			
NSA1-15-934	1	(W/ P.S.)			
15-940		PULLEY, IDLE			
NSA1-15-94Y	1	(W/ P.S.)			
15-940J		BEARING			
99606-23030	1	(W/ P.S.)			
15-966		BOLT,ADJUST			
NSA1-15-966	1	(W/ P.S.)			

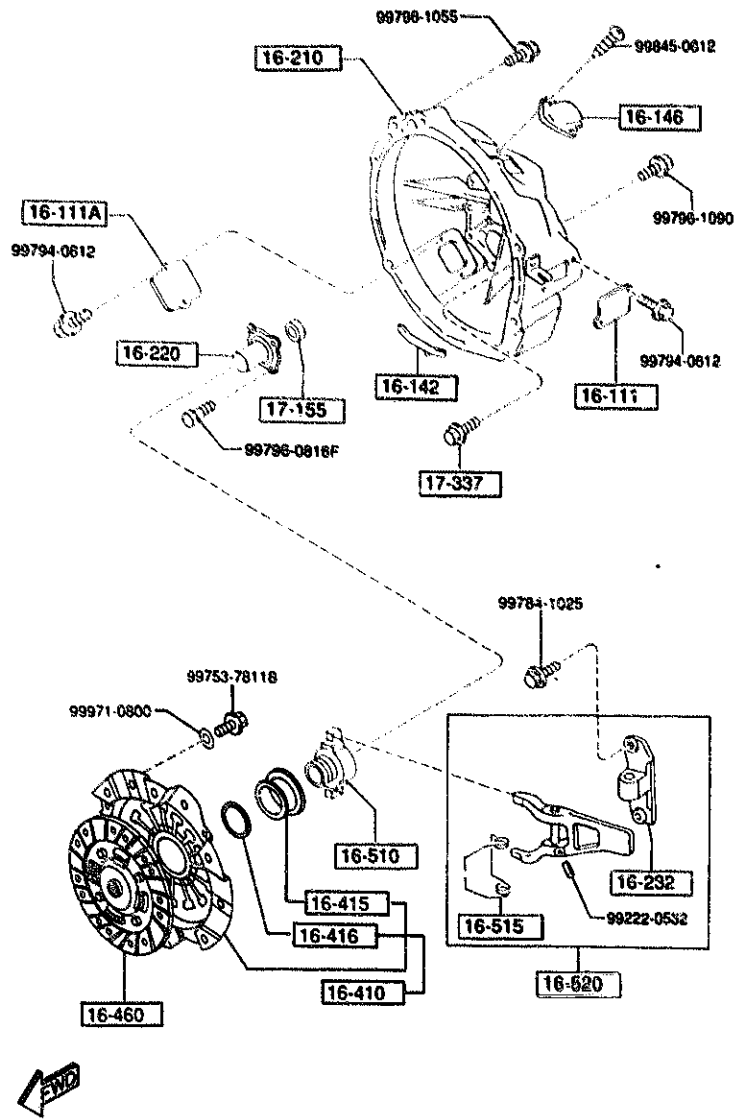
AUFA04

CAT. AUFA04-06

1994-09

1600 CLUTCH DISC & COVER (MANUAL)

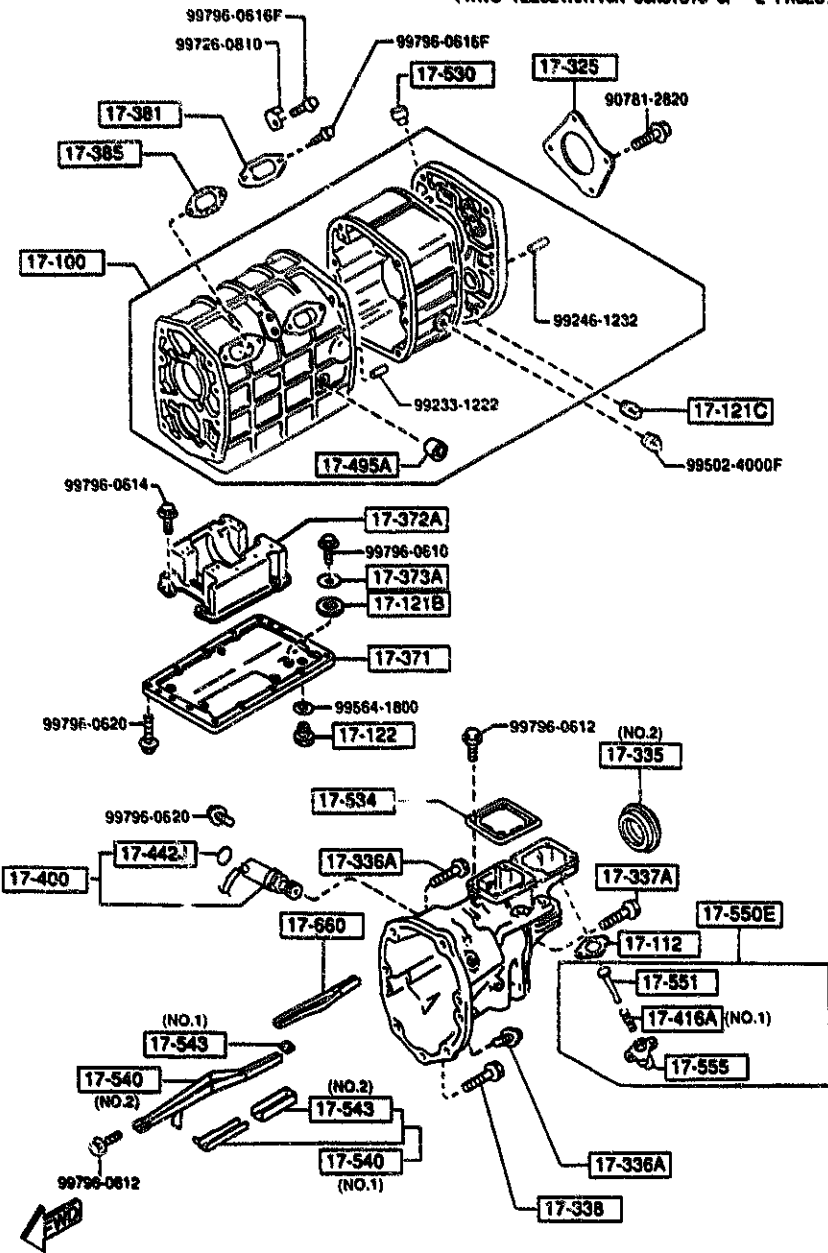
1600 -2 M CLUTCH DISC & COVER (MANUAL)



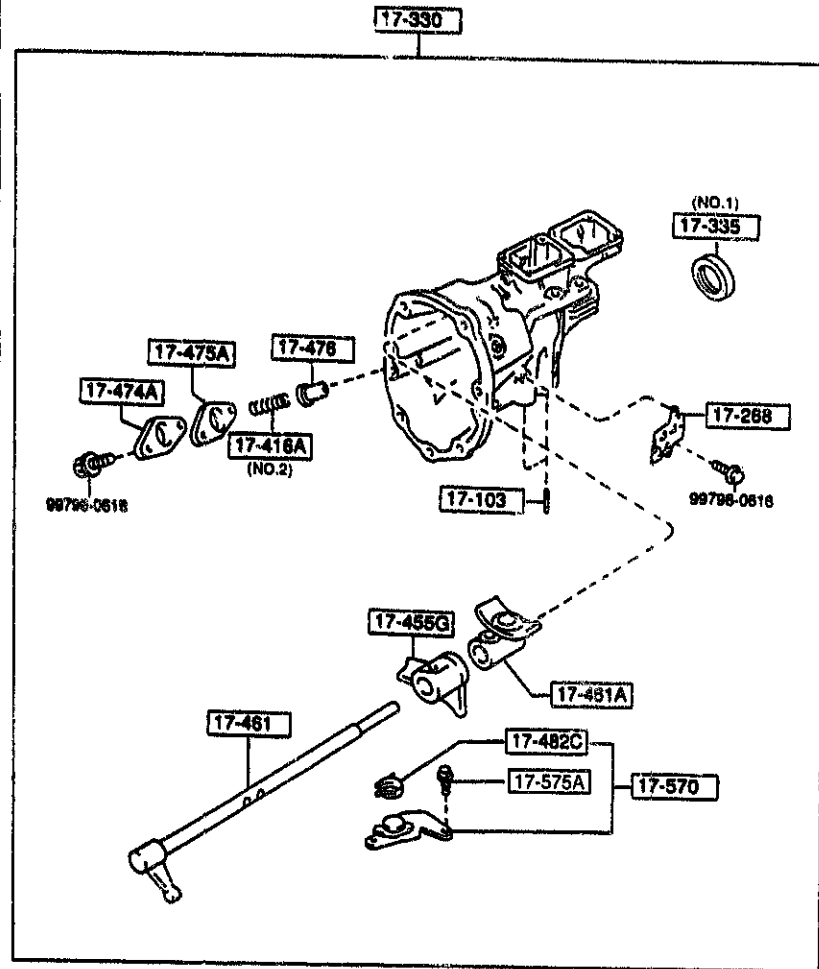
PART NO.	QTY	MODEL/RESTRICTION	MODEL/RESTRICTION	MODEL/RESTRICTION	FROM TO
CONT'D					
N319-16-520A AN(N315-16-520B)	1				-2201
N319-16-520B	1				2201-
17-159		SEAL OIL			
H501-17-103	1				
17-337		BOLT			
R401-17-337A	10				

2201 FD3***-201428

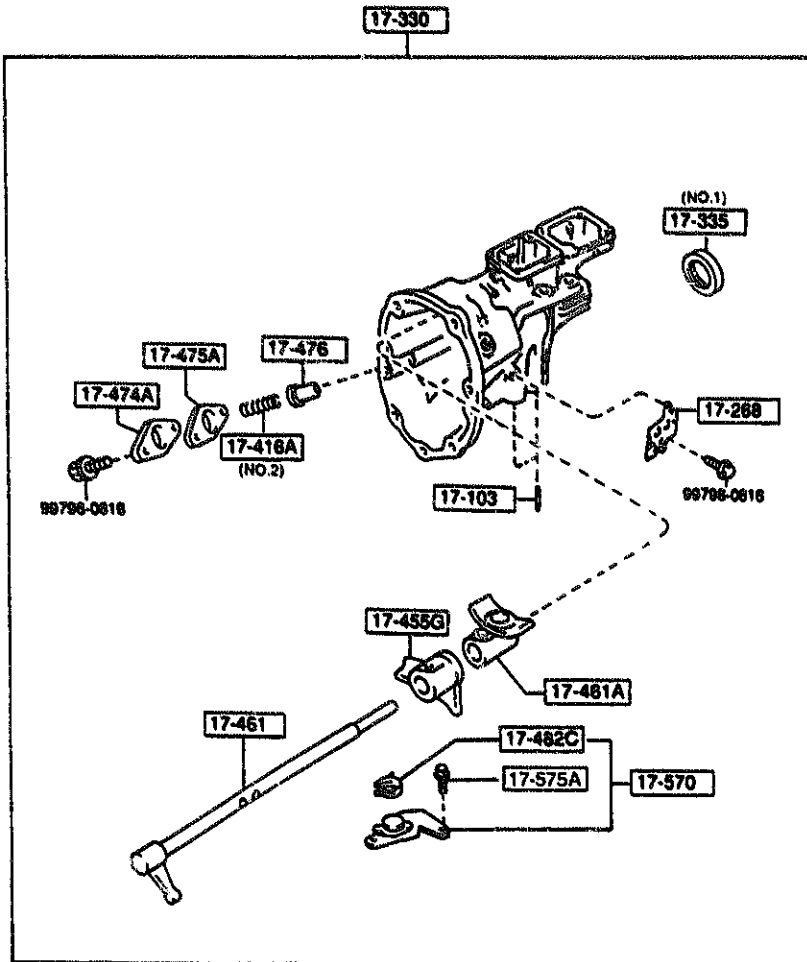
(THIS ILLUSTRATION CONSISTS OF 2 PAGES)



(THIS ILLUSTRATION CONSISTS OF 2 PAGES)



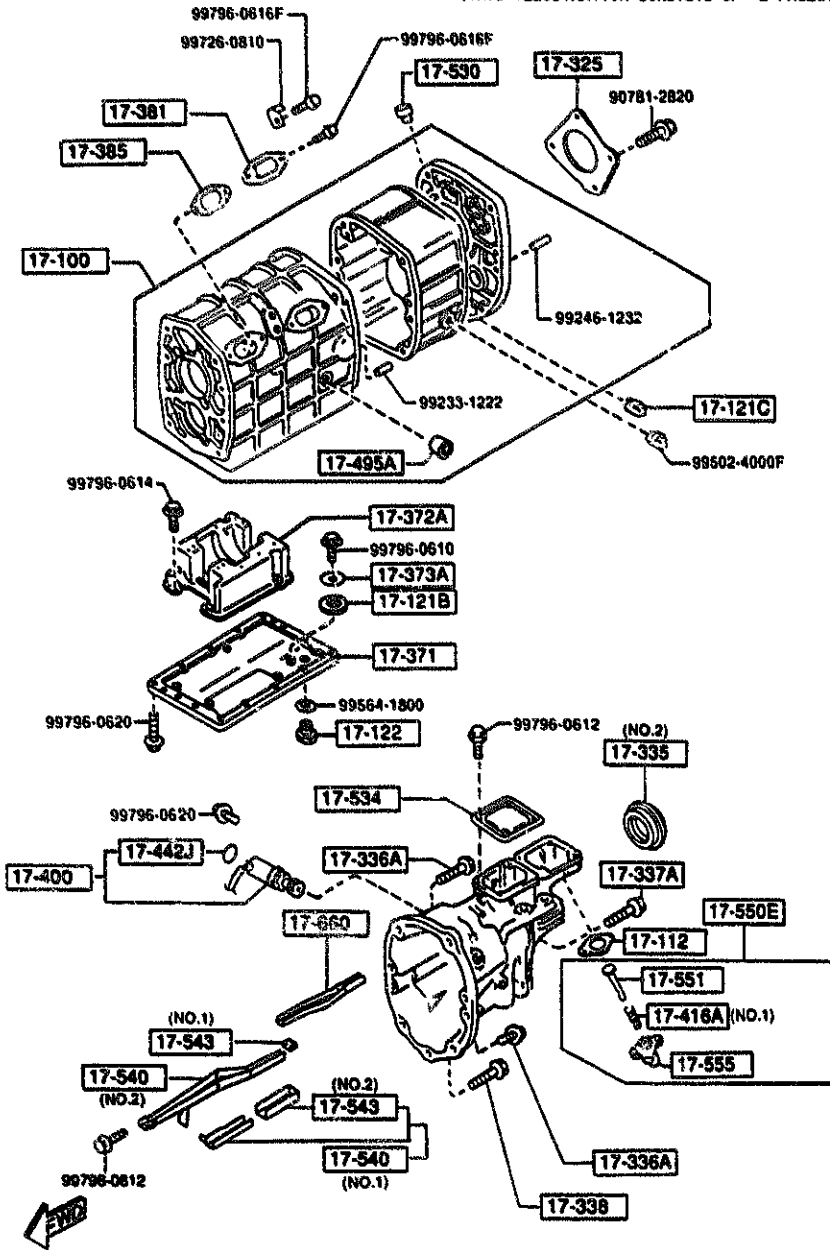
(THIS ILLUSTRATION CONSISTS OF 2 PAGES)



PART NO.	QTY	MODEL/RESTRICTION	MODEL/RESTRICTION	MODEL/RESTRICTION	FROM TO
17-371		COVER, UNDER			
R502-17-371	1				
17-372A		BAFFLE, OIL			
R501-17-372	1				
17-373A		PLATE, DRAIN PLUG-UNDER C.			
R501-17-373	1				
17-381		COVER, BLIND			
0810-17-381A	2				
17-385		GASKET, BLIND COVER NON ASBESTOS			
R501-17-385A	2				
17-400		GEAR SET, DRIVEN-SPEED			
R505-17-400A	1				-2407
A (R505-17-400E)					
R505-17-400B	1				2407-
17-416A		SPRING			
R505-17-416	1	(ILLUST. NO.1)			
R506-17-416	1	(ILLUST. NO.2)			
17-442J		RING, 'D'			
1011-17-443	1				
17-455G		SELECTOR			
R504-17-455	1				
17-461		LEVER, CONTROL			
R514-17-450	1				-3601
R514-17-450A	1				3601-
17-461A		END, CONTROL LEVER			
R522-17-461	1				-3601
A (R522-17-461A)					
R522-17-461A	1				3601-
17-474A		CAP, SPRING			

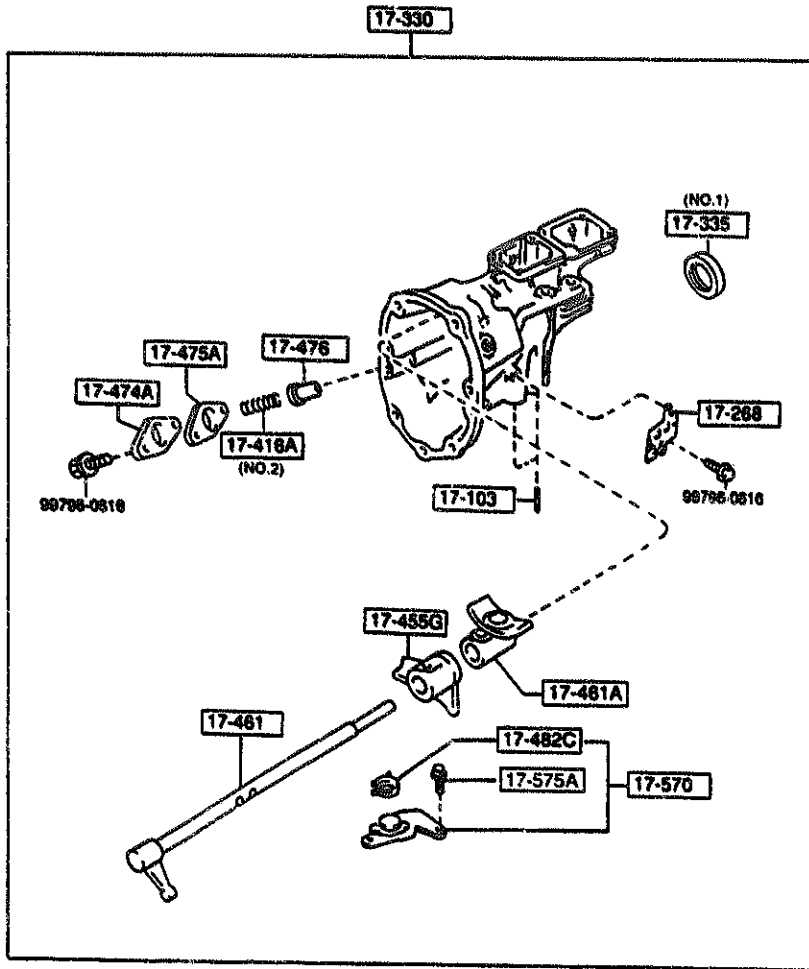
2407 FDSMNN-204586
3601 FDSMNN-210664

(THIS ILLUSTRATION CONSISTS OF 2 PAGES)



PART NO.	QTY	MODEL/RESTRICTION	MODEL/RESTRICTION	MODEL/RESTRICTION	FROM ID
CONT'D M501-17-474	1				
17-475A		GASKET, SPRING CAP			
M501-17-475	1				
17-476		SPINDLE, SELECT LOCK			
R501-17-476	1				
17-482C		SPRING, REVERSE GATE			
G5A0-17-482B	1				
17-495A		PLUG			
R502-17-495	1				
17-530		BREATHER, AIR-T/MISSI ON			
M501-17-530A	1				
17-534		COVER, BLIND-EXTENSIO N HOUSING			
R501-17-523	1				
17-540		PASS. OIL			
R505-17-540	1 (ILLUST. NO.1)				
R507-17-540	1 (ILLUST. NO.2)				
17-543		RUBBER, SEAL			
M501-17-543A	1 (ILLUST. NO.1)				
R505-17-543	1 (ILLUST. NO.2)				
17-550E		SPINDLE, SELECT			
R503-17-550	1				
17-551		SPINDLE, SELECT LOCK			
R502-17-551	1				
17-555		HOLDER, SPINDLE			
R501-17-555	1				
17-570		GUIDE, CHANGE			
R526-17-570	1				

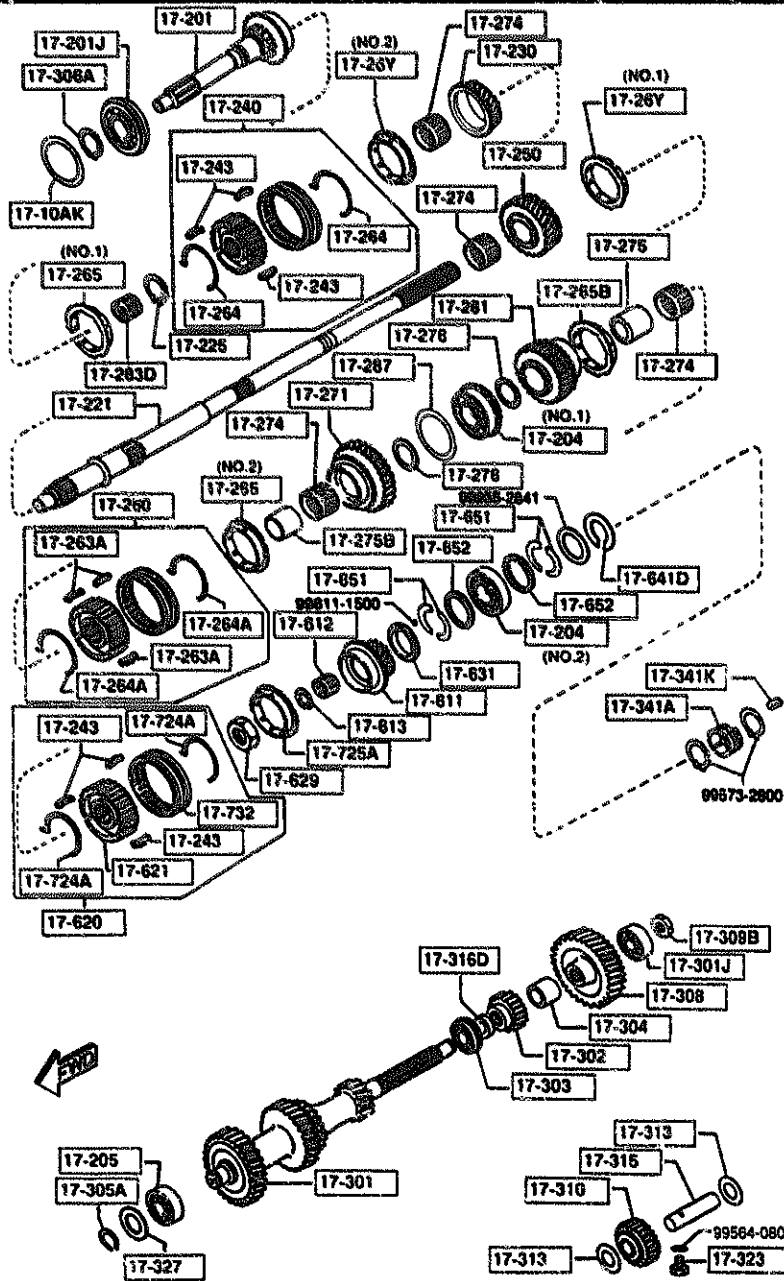
(THIS ILLUSTRATION CONSISTS OF 2 PAGES)



PART NO.	QTY	MODEL/RESTRICTION	MODEL/RESTRICTION	MODEL/RESTRICTION	FROM-TO
17-979A		BOLT			
MP901-17-575	2				
17-660		PASS.OIL			
0862-17-660C	1				

END

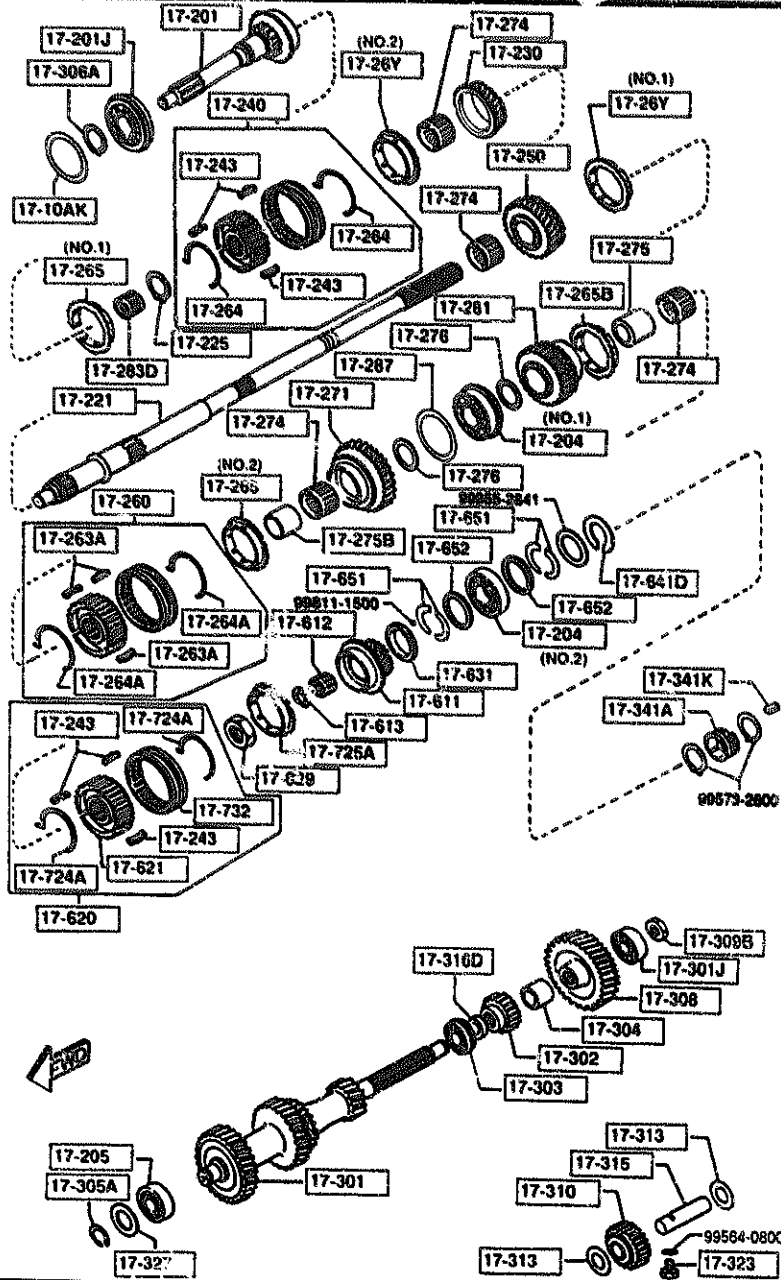
1710 TRANSMISSION GEARS(MANUAL)



PART NO.	QTY	MODEL/RESTRICTION	MODEL/RESTRICTION	MODEL/RESTRICTION	FROM-TO
17-10AK		SHIM, ADJUST			
99963-6930	1	T=0.3MM			
99963-6940	1	T=0.4MM			
99963-6950	1	T=0.5MM			
99963-6960	1	T=0.6MM			
99963-6970	1	T=0.7MM			
17-201		GEAR, MAIN DRIVE			
R509-17-21X	1				
17-201J		BEARING, BALL-MAIN DRIVE GEAR			
R501-17-295	1				
17-204		BEARING, BALL-MAIN SHAFT			
R501-17-204	1	O=75/I=32/W=20 (ILLUST. NO.1)			
R502-17-204	1	O=68/I=28/W=18 (ILLUST. NO.2)			
17-205		BEARING, ROLLER			
R502-17-306A	1				
17-221		SHAFT, MAIN			
R507-17-221	1				-2401
R503-17-221B	1				2401-
17-225		RING, SNAP			
0317-17-225	1				
17-230		GEAR, 3RD			
R527-17-230	1				
17-240		HUB SET, CLUTCH-3RD & 4TH			
R523-17-240	1				
17-243		KEY, SYNCHRONIZER			
F401-17-243A	6				
2401 FD3MMH-204313					

1710 TRANSMISSION GEARS(MANUAL)

1710 -2 TRANSMISSION GEARS(MANUAL)



PART NO.	QTY	MODEL/RESTRICTION	MODEL/RESTRICTION	MODEL/RESTRICTION	FROM-TO
17-250		GEAR, 2ND			
R535-17-250	1				
17-26Y		RIM, SYNCHRONIZER			
R503-17-26Y	1	(ILLUST. NO.1)			
R504-17-26Y	1	(ILLUST. NO.2)			
17-260		HUB SET, CLUTCH-1ST & 2ND			
R923-17-260	1				
17-263A		KEY, SYNCHRONIZER			
W501-17-263A	3				
17-264		SPRING, SYNCHRO. KEY			
Q401-17-264	2				
17-264A		SPRING, SYNCHRONIZER			
R501-17-264	2				
17-265		RING, SYNCHRONIZER			
M502-17-265C	1	(ILLUST. NO.1)			
R514-17-265B	1	(ILLUST. NO.2)			
17-265B		RING, SYNCHRONIZER			
R503-17-265B	1				
17-271		GEAR, 1ST			
R513-17-270A	1				
17-274		BEARING, NEEDLE			
Q884-17-274	4				
17-275		RACE, INNER			
3648-17-275A	1				
17-275B		RACE, INNER			
Q884-17-275B	1				
17-276		WASHER, THRUST			
Q839-17-276	1	T=2.5MM			

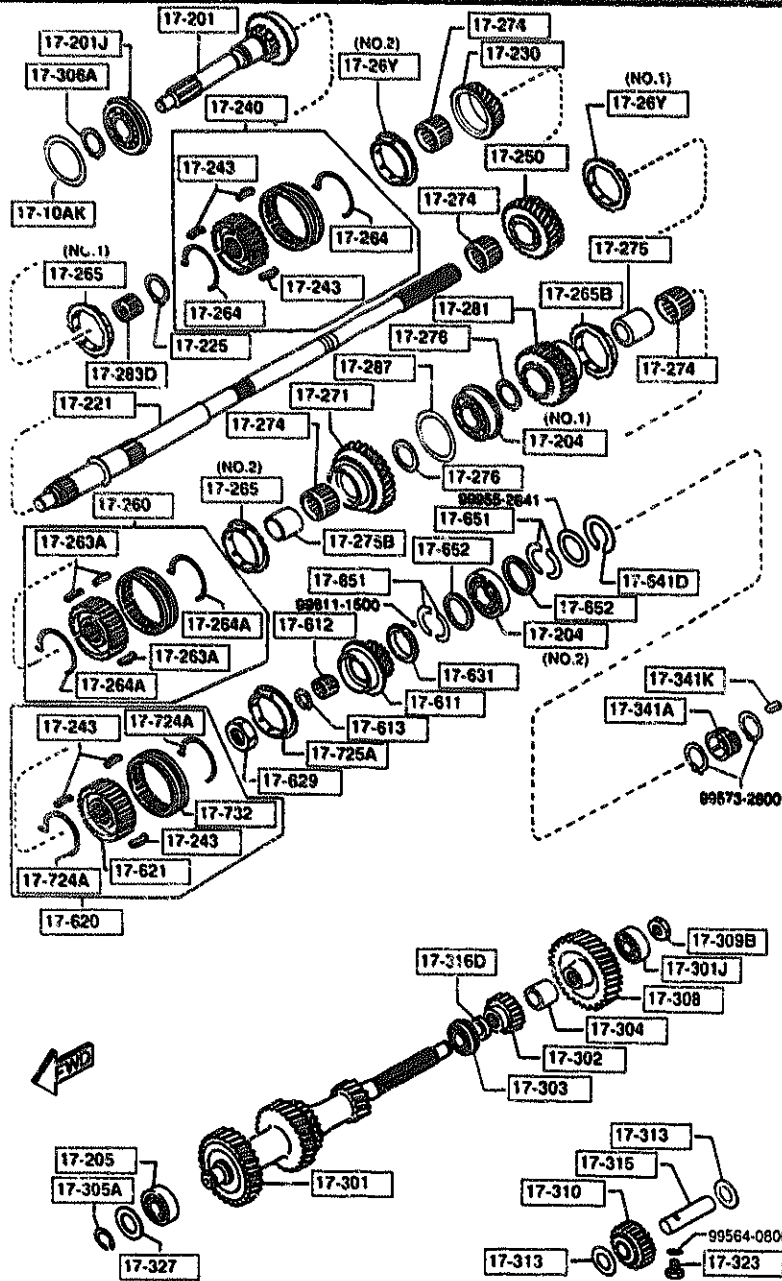
AUFA04

CAT. AUFA04-06

1994-09

1-K-7

1710 TRANSMISSION GEARS(MANUAL)



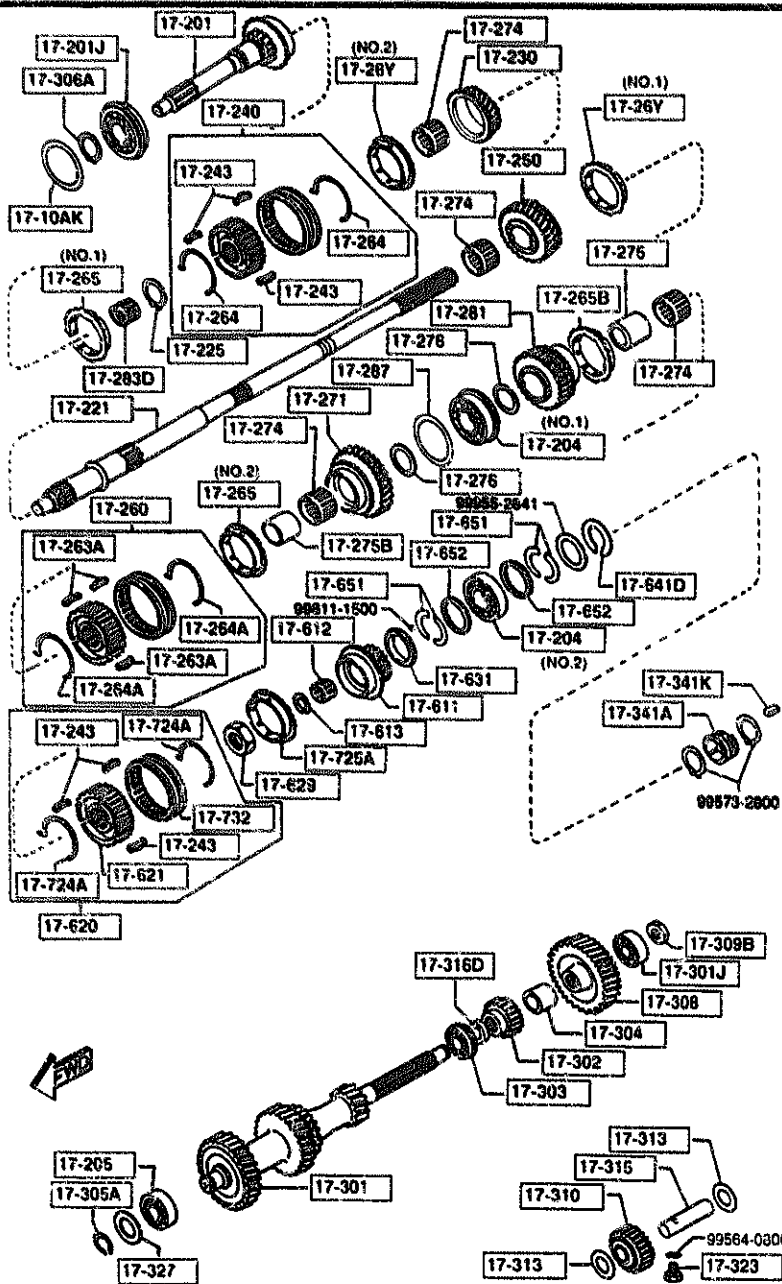
PART NO.	QTY	MODEL/RESTRICTION	MODEL/RESTRICTION	MODEL/RESTRICTION	FROM-10
CONT'D					
0839-17-277	2	T=3MM			
0839-17-278	1	T=3.5MM			
17-281		GEAR, REVERSE			
R505-17-281	1				
17-283D		BEARING, NEEDLE			
R502-17-283	1				
17-287		SHIM, ADJUST			
0839-17-287	2	T=0.1MM			
0839-17-288	1	T=0.3MM			
17-301		GEAR, COUNTER SHAFT			
R525-17-301	1				
17-301J		BEARING, BALL			
R501-17-299	1				
17-302		GEAR, COUNTER REVERSE			
R504-17-302A	1				
17-303		BEARING, BALL			
0821-17-303	1				
17-304		SPACER			
R501-17-304	1				
17-305A		RING, RETAINING-BALL BEARING			
0839-17-305B	1				
17-306A		RING, SNAP			
0727-17-306	1				
17-308		GEAR, COUNTER			
R524-17-308	1				
17-309B		NUT, LOCK-COUNTER SHAFT BR			

AUFA04

CAT. AUFA04-06

1994-09

1710 TRANSMISSION GEARS(MANUAL)



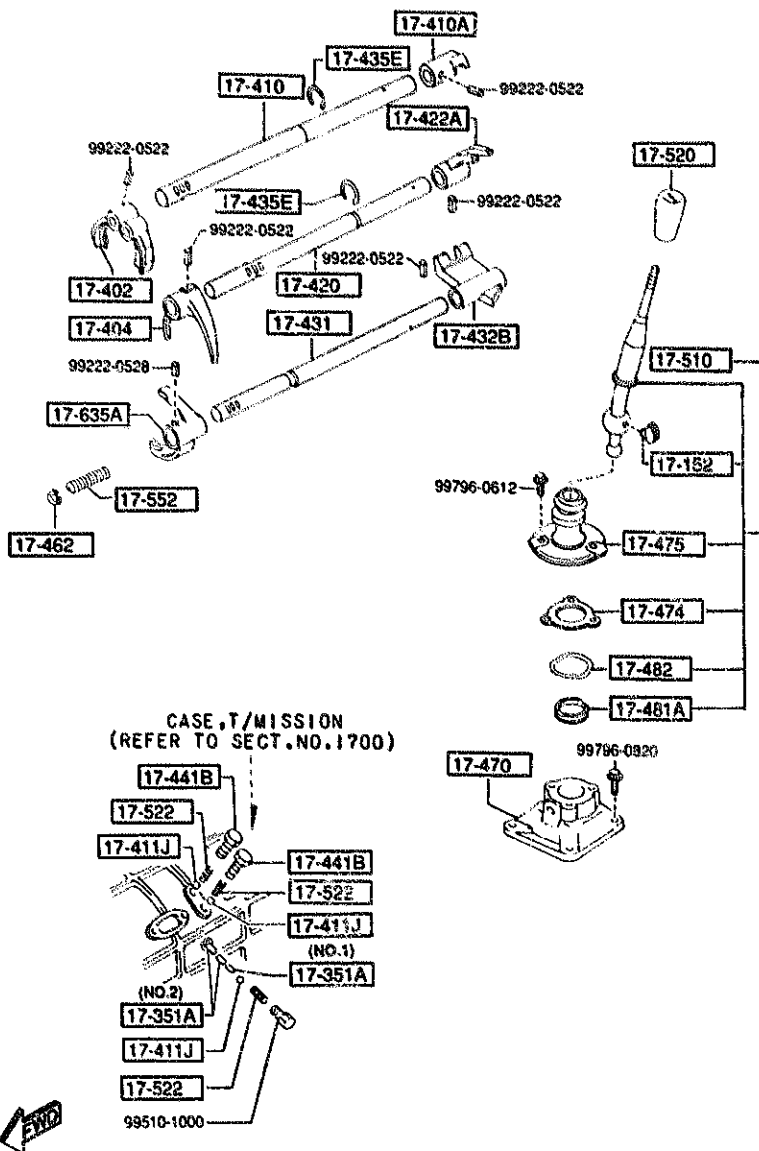
PART NO.	QTY	MODEL/RESTRICTION	MODEL/RESTRICTION	MODEL/RESTRICTION	FROM TO
CONT'D M501-17-309	1				
17-310		GEAR, REVERSE IDLE			
R505-17-310B	1				
17-313		WASHER, THRUST-REVERS E IDLE G.			
0821-17-313	2				
17-315		SHAFT, REV. IDLE GEAR			
0884-17-315	1				
17-316D		SPACER			
R502-17-316	1				
17-323		BOLT SET			
4069-17-323	1				
17-327		SHIM, ADJUST-COUNTER SHAFT GEAR T=0.1MM			
0305-17-327	2				
0305-17-328	1	T=0.3MM			
17-341A		GEAR, SPEEDO.DRIVE			
R502-17-341A	1				
17-341K		KEY			
M501-17-342	1				
17-611		GEAR, OVER TOP			
R523-17-610	1				
17-612		BEARING, NEEDLE			
R501-17-612	1				
17-613		RING, RETAINING			
R501-17-613	1				
17-620		HUB SET, CLUTCH-O.T. & REV			
R504-17-620	1				

AUFA04

CAT. AUFA04-06

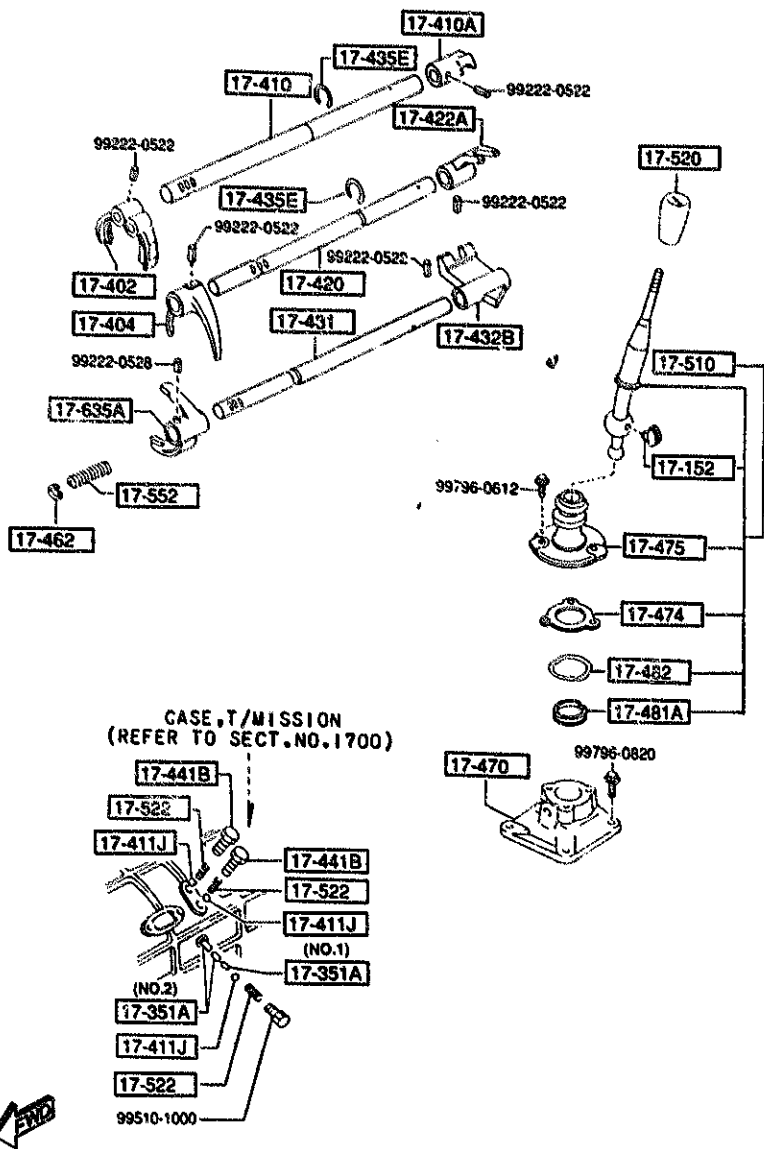
1994-09

1720 CHANGE CONTROL SYSTEM (MANUAL)



PART NO.	QTY	MODEL/RESTRICTION	MODEL/RESTRICTION	MODEL/RESTRICTION	FROM 10
17-152		BUSH			
M501-17-515	2				
17-351A		PIN, INTER LOCK			
R501-17-351	1	(ILLUST. NO.1)			
0114-17-391	2	(ILLUST. NO.2)			
17-402		FORK, SHIFT(1ST&2ND)			
R522-17-402	1				
17-404		FORK, SHIFT(3RD&4TH)			
R501-17-404B	1				
17-410		ROD, SHIFT(1ST&2ND)			
R522-17-411	1				
17-410A		END, S/ROD(1ST&2ND)			
R502-17-412A	1				
17-411J		BALL, STEEL			
99511-2500	3				
17-420		ROD, SHIFT(3RD&4TH)			
R522-17-421	1				
17-422A		END, S/ROD(3RD&4TH)			
R506-17-422	1				
17-431		ROD, SHIFT-OVER TOP & REVERSE			
R512-17-431A	1				
17-432B		END, SHIFT ROD(O/TOP& REV.)			
R513-17-432	1				
17-435E		RING, RETAINING			
R502-17-435	3				
17-441B		PLUG, CAP			
0221-17-441A	2				

1720 CHANGE CONTROL SYSTEM (MANUAL)

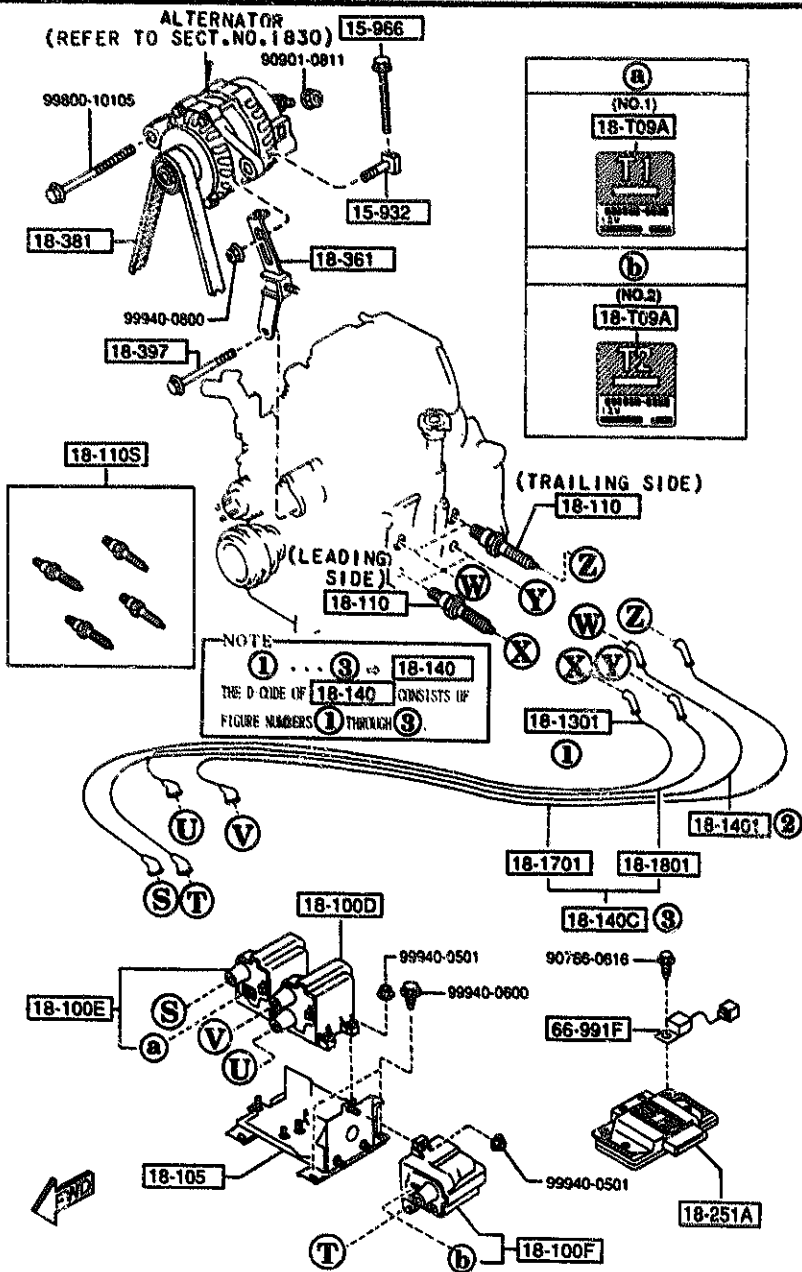


PART NO.	QTY	MODEL/RESTRICTION	MODEL/RESTRICTION	MODEL/RESTRICTION	FROM-TO
17-462		SHEET, SPRING			
0398-17-462A	1				
17-470		CASE, CHANGE CONTROL			-2415
R504-17-470	1				
A (R514-17-470A)					
R504-17-470A	1				2415-
17-474		GASKET, COVER PLATE			
0303-17-474	1				
17-475		BOOT, DUST-CHANGE LEVER			
M513-17-480A	1				
17-481A		BUSH, CHANGE			
R503-17-481	1				
17-482		WASHER, WAVE-CHANGE CONT. CASE			
M505-17-482	1				
17-510		LEVER, CHANGE			
R507-17-510A	1				
17-520		KNOB, CHANGE LEVER			-3310
R503-17-520A	1				
A (R503-17-520B)					
00	INT-	FE2 FE3 FE4 BLACK			
R503-17-520B	1				3310-
00	INT-	FE2 FE3 FE4 BLACK			
17-422		SPRING			
M0103-17-411	3	5TH & REVERSE			
17-552		SPRING			
R501-17-552	1				
17-635A		FORK, SHIFT-5TH & REVERSE			
R505-17-406	1				

2415 FD3MNM-205010
3310 FD3MNM-210634

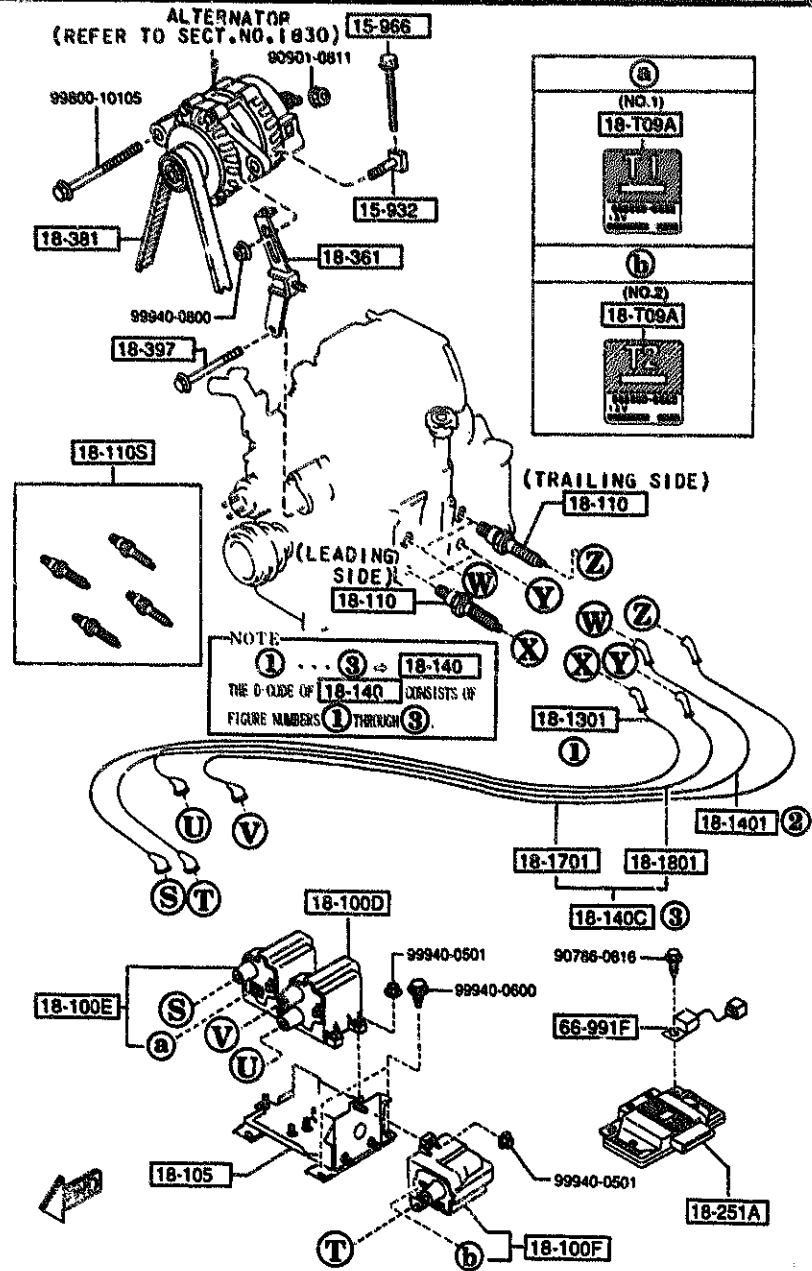
1800 ENGINE ELECTRICAL SYSTEM

1800 -1 ENGINE ELECTRICAL SYSTEM

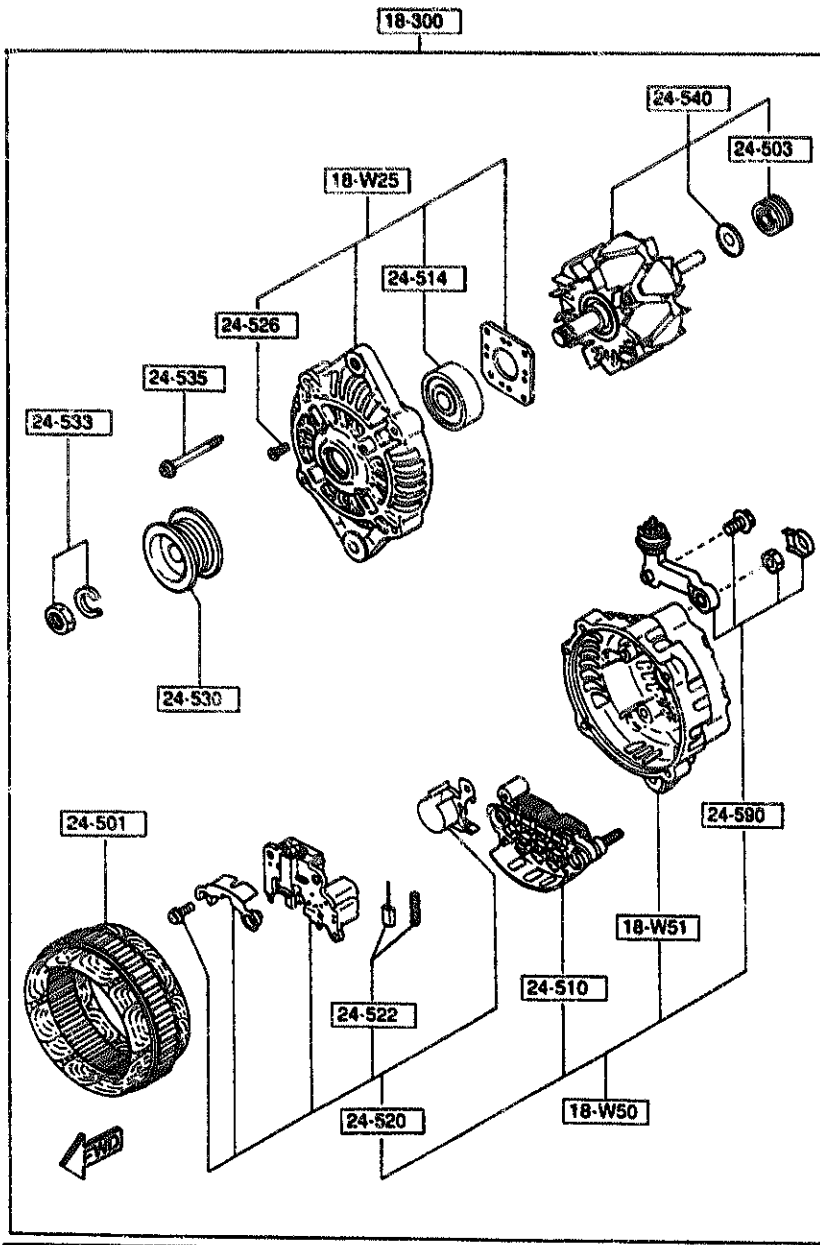


PART NO.	QTY	MODEL/RESTRICTION	MODEL/RESTRICTION	MODEL/RESTRICTION	FROM-TO
15-932		SHAFT, PULLEY			
NF01-15-932	1				
15-966		BOLT, ADJUST			
N390-15-966	1				
18-T09A		LABEL, IG. COIL			
NSA1-18-T09	1 (ILLUST. NO.1)				
NSA2-18-T09	1 (ILLUST. NO.2)				
18-100D		COIL, IGNITION-LEADING			
N3A3-18-100	1	LEADING			
18-100E		COIL, IGNITION-TRAILING			
NSA1-18-100	1	TRAILING			
18-100F		COIL, IGNITION-TRAILING			
NSA2-18-100	1				
18-105		BRACKET, DIST. MODULE			
NSA2-18-105A	1				
18-110		PLUG, SPARK			
NSA2-18-110	2	BUR7EQ NGK (LEADING SIDE) (STD.)			
N3A3-18-110	2	BUR8EQ NGK (TRAILING SIDE) (OPTION HOT TYPE-DX)			
NSA4-18-110	2	BUR6EQ NGK (LEADING SIDE) (OPTION HOT TYPE-DX)			
N329-18-110	2	BUR8EQ NGK (TRAILING SIDE) (OPTION HOT TYPE-STD.)			
N329-18-110	2	BUR6EQ NGK (LEADING SIDE) (OPTION HOT TYPE-STD.)			
N343-18-110	2	BUR7EQ NGK (LEADING SIDE) (OPTION-STD.)			

1800 ENGINE ELECTRICAL SYSTEM



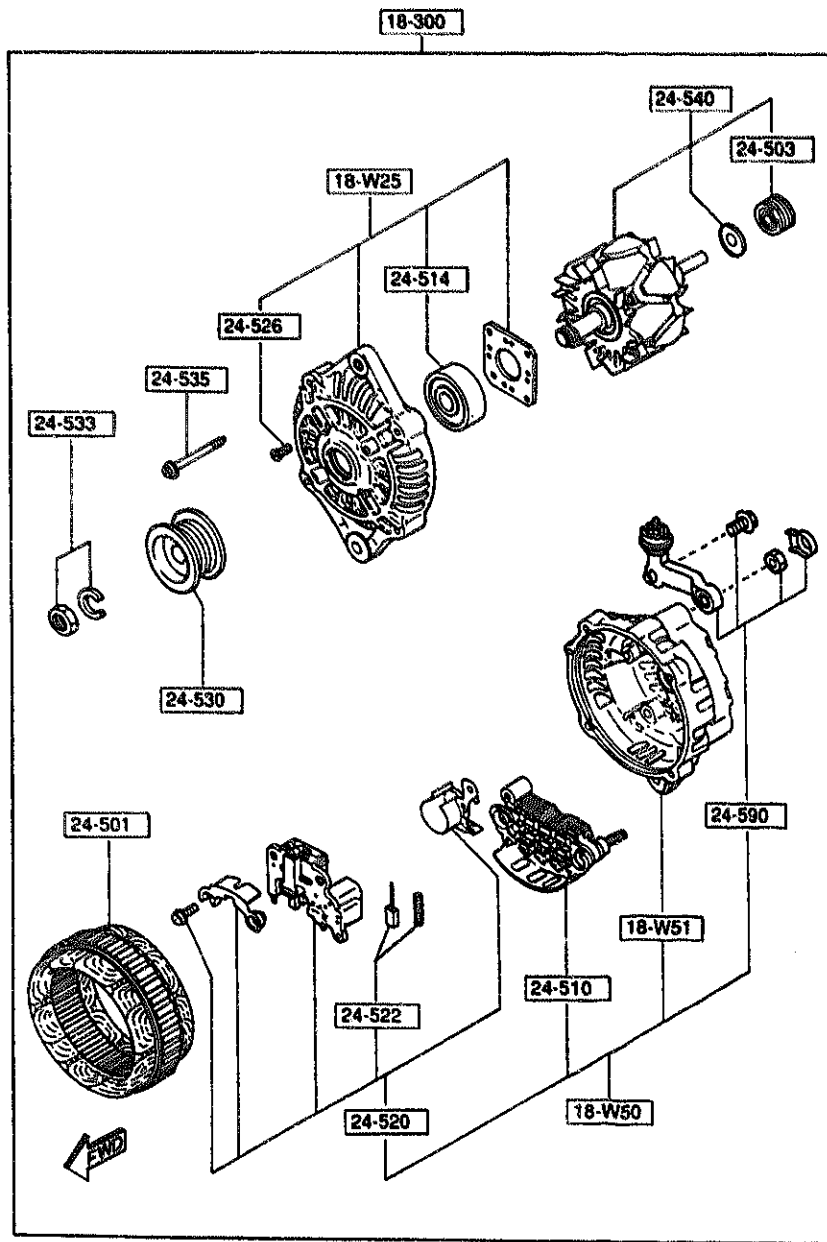
PART NO.	QTY	MODEL/RESTRICTION	MODEL/RESTRICTION	MODEL/RESTRICTION	FROM-TO
CONT'D NSA1-18-381	1	SPK-1385 (MT)			
NSA2-18-381	1	SPK-1310 (AT)			
18-397		BOLT, FLANGE			
NSA1-18-397	1				
66-991F		CONDENSER			
NSA1-66-991	1				



PART NO.	QTY	MODEL/RESTRICTION	MODEL/RESTRICTION	MODEL/RESTRICTION	FROM TO
18-W25 NSA1-18-W25	1	COVER, FRONT-ALTERNATOR			
18-W90 NSA1-18-W90	1	COVER, REAR-ALTERNATOR			
18-W51 NSA1-18-W51	1	COVER, REAR-ALTERNATOR			
18-300 NSA1-18-300A	1	ALTERNATOR			
24-501 NSA1-18-W45	1	STATOR			
24-503 NS36-18-W36	1	BEARING, BALL-ALT. REAR			
24-510 NSA1-18-W60	1	RECTIFIER			
24-514 PN16-18-W27	1	BEARING, BALL-ALT. FRONT			
24-520 JE48-18-W70	1	REGULATOR, VOLTAGE			
24-522 B3C7-18-W77	2	BRUSH			
24-526 RF71-18-W26	1	SCREW SET			
24-530 NS90-18-W11	1	PULLEY			
24-533 B3C7-18-W05	1	NUT SET			
24-535 RF71-18-W20	1	SCREW SET			

1830 ALTERNATOR

1830 -2 * ALTERNATOR



PART NO.	QTY	MODEL/RESTRICTION	MODEL/RESTRICTION	MODEL/RESTRICTION	FROM-TO
24-540		ROTOR			
NSA1-18-W35	1				
24-590		TERMINAL SET			
NSA1-18-W80	1				

AUFA04

CAT. AUFA04-06

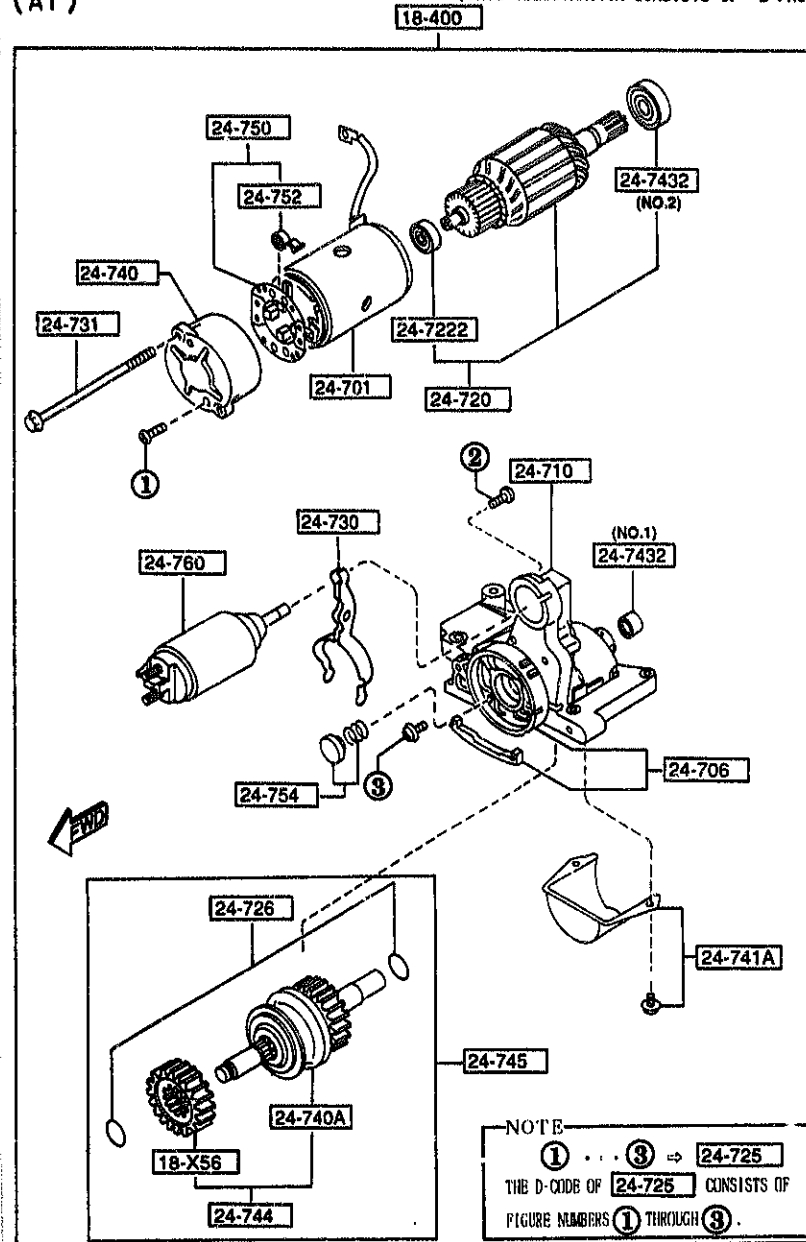
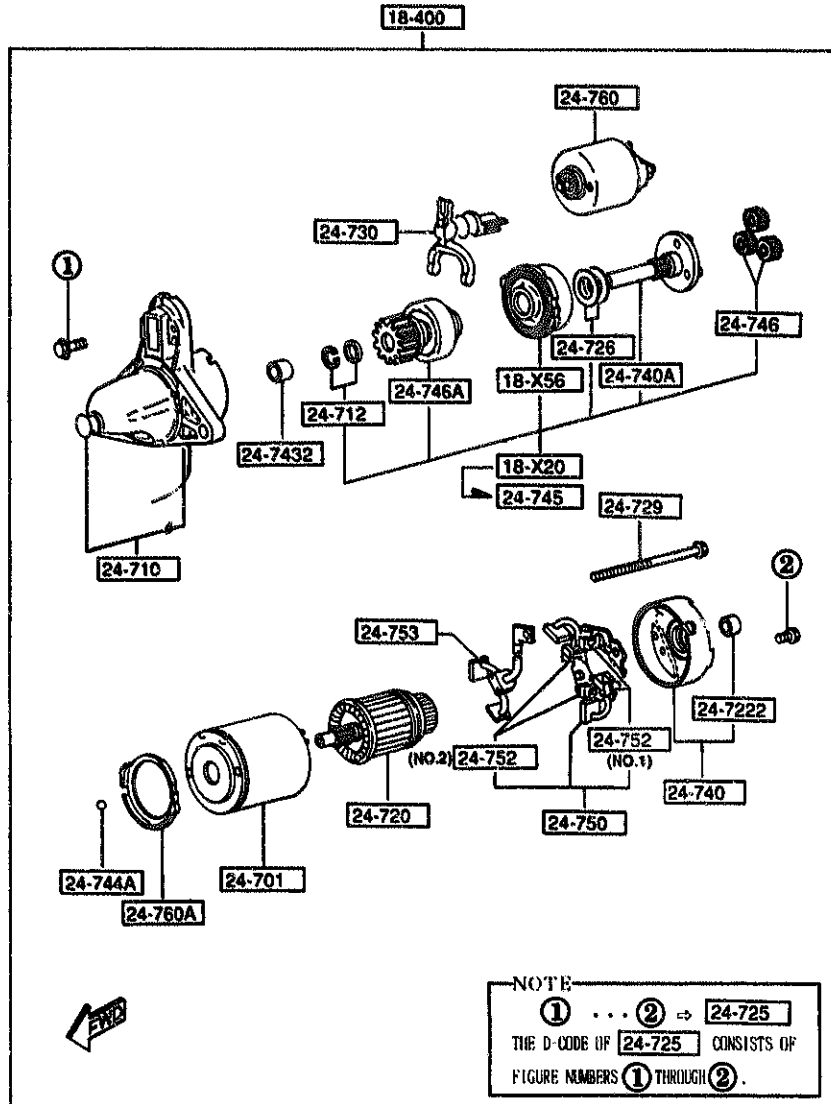
1994-09

(MT)

(THIS ILLUSTRATION CONSISTS OF 2 PAGES)

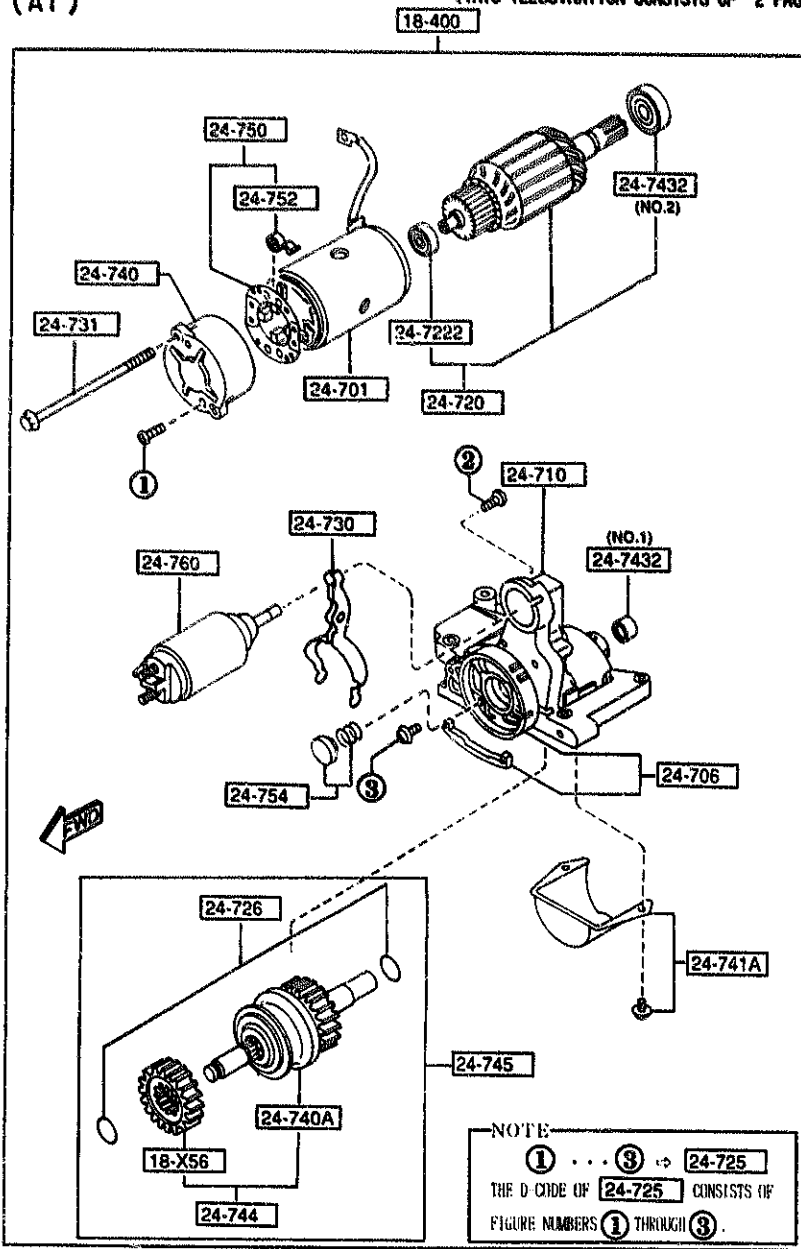
(AT)

(THIS ILLUSTRATION CONSISTS OF 2 PAGES)



(AT)

(THIS ILLUSTRATION CONSISTS OF 2 PAGES)



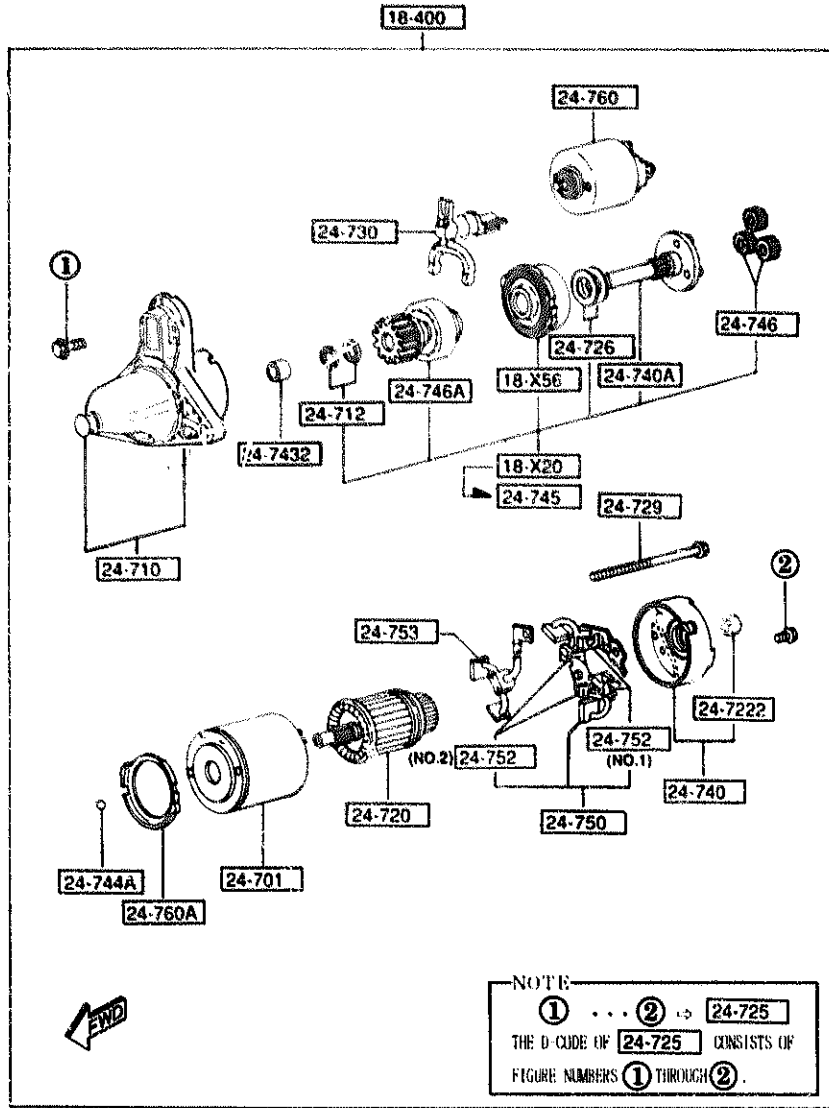
PART NO.	QTY	MODEL/RESTRICTION	MODEL/RESTRICTION	MODEL/RESTRICTION	FRGM-10
CONT'D					
N326-18-X92	1	(MT)			
24-729		BOLT			
N326-18-X91	2	(MT)			
24-730		LEVER			
NF01-18-X05	1	(AT)			
N326-18-X05	1	(MT)			
24-731		BOLT SET			
NF01-18-X90	1	(AT)			
24-740		BRACKET, REAR			
N318-18-X80A	1	(MT)			
8599-24-720	1	(AT)			
24-740A		SHAFT			
NF01-18-X40	1	(AT)			
N326-18-X40	1	(MT)			
24-741A		COVER SET			
NF01-18-X50	1	(AT)			
24-7432		SLEEVE, BEARING-FRONT			
E356-18-X01	1	(MT)			
F210-18-X01	1	(ILLUST. NO. 1) (AT)			
8599-24-743	1	(ILLUST. NO. 2) (AT)			
24-744		GEAR SET			
NF01-18-X35	1	(AT)			
24-744A		BALL, STEEL			
N326-18-X93	1	(MT)			
24-745		SHAFT, CLUTCH			
NF01-18-X20	1	(AT)			
N327-18-X20	1	(MT)			

2101-

2101 FD3MM-200251

(MT)

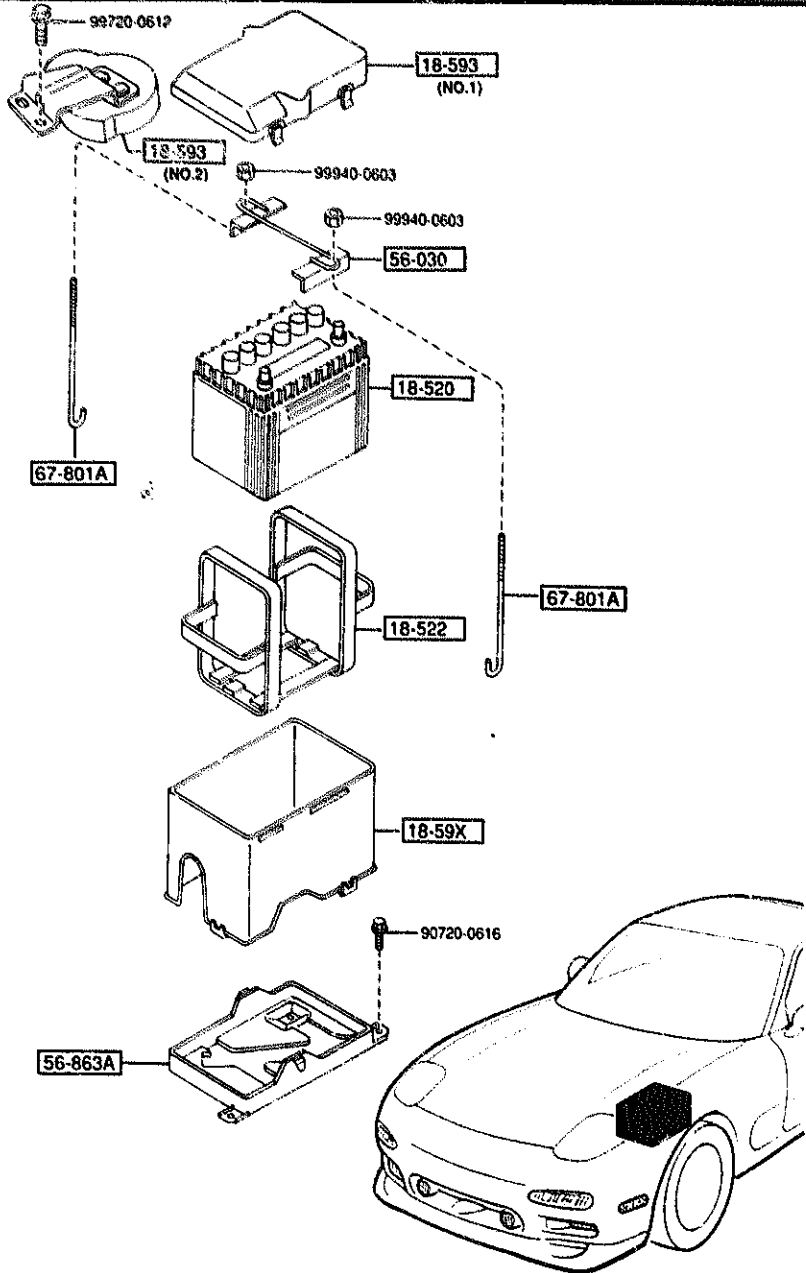
(THIS ILLUSTRATION CONSISTS OF 2 PAGES)



PART NO.	QTY	MODEL/RESTRICTION	MODEL/RESTRICTION	MODEL/RESTRICTION	FROM TO
24-746		GEAR			
N326-18-X57	3 (MT)				
24-746A		PINION			
N318-18-X25	1 (MT)				
24-750		HOLDER, BRUSH			
NF01-18-X70	1 (AT)				
JF01-18-X70	1 (MT)				-2601
F214-18-X70	1 (MT)				2601-
24-752		SPRING, BRUSH			
N318-18-X71	2 (ILLUST. NO.1) (MT)				
N326-18-X71	2 (ILLUST. NO.2) (MT)				
8599-24-752	4 (AT)				
24-753		BRUSH, YOKE			
F214-18-X66	1 (MT)				
24-754		SPRING SET			
G601-18-X06	1 (AT)				
24-760		SWITCH			
NF01-18-X10	1 (AT)				
N3A1-18-X10	1 (MT)				
24-760A		GASKET			
N326-18-X67	1 (MT)				
2601 FD3MM-207062					

1850 -1 M BATTERY

1850 BATTERY



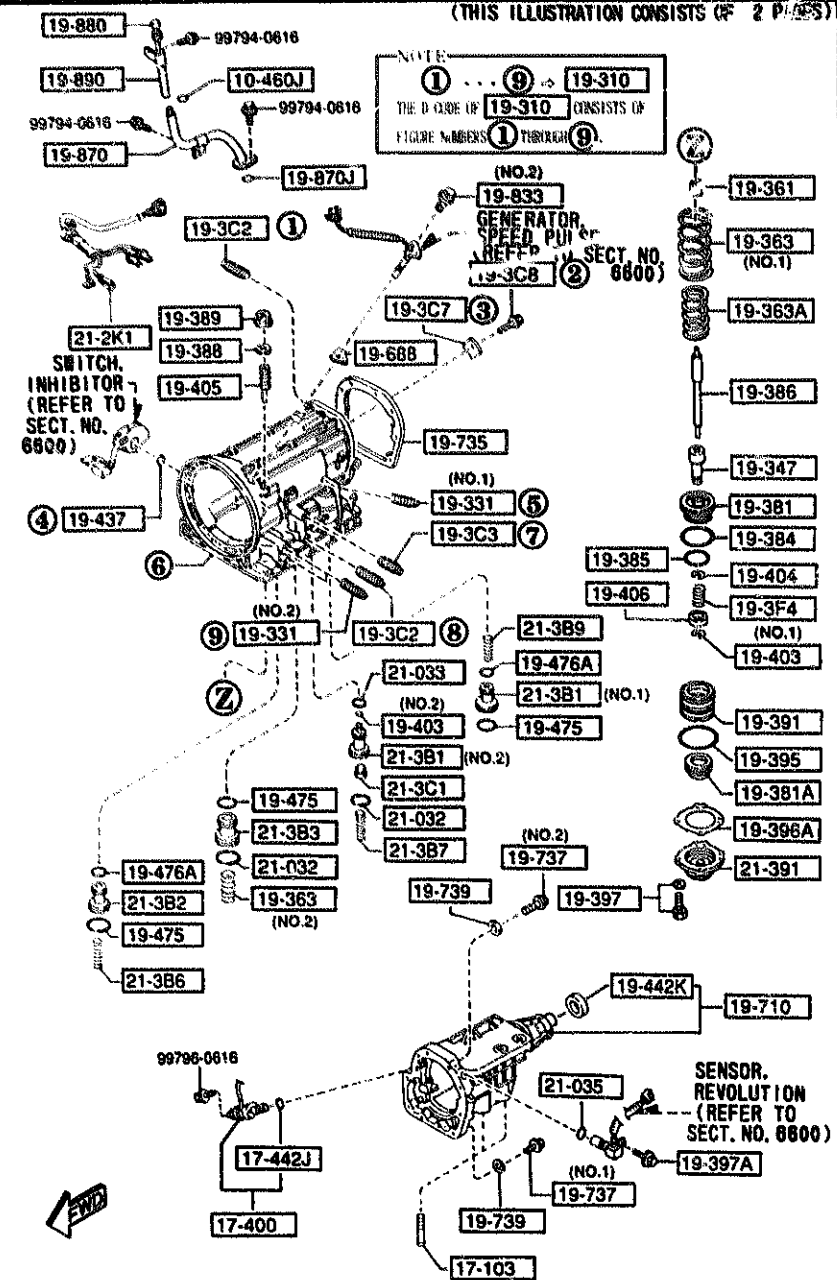
PART NO.	QTY	MODEL/RESTRICTION	MODEL/RESTRICTION	MODEL/RESTRICTION	FROM TO
18-520		BATTERY			
AM15-18-520A	1	75D26L GS			
E506-18-520B	1	55D23L GS			
N251-18-520B	1	65D23L GS			
18-522		BAND, BATTERY			
FE50-18-522	1				
18-59X		BOX, BATTERY			
N3A1-18-591D A (N3A1-18-591E)	1				-2116
N3A1-18-591E	1				2116-
18-593		COVER, BOX-BATTERY			
N3A1-18-593A A (N3A1-18-593B)	1	MIYAGAWA KASEI (ILLUST. NO.1)			-2116
N3A1-18-593B	1	MIYAGAWA KASEI (ILLUST. NO.1)			2116-
N3A2-18-593A	1	(ILLUST. NO.2) (W/O AIR CON.)			2901-
56-030		CLAMP, BATTERY			
H384-56-03XA	1				
56-863A		TRAY, BATTERY			
FD01-56-981A	1				
67-801A		BOLT, CLAMP			
0243-56-231	2				
2116 FD3MM-200717					
2901 FD3MM-210499					

AUFA04

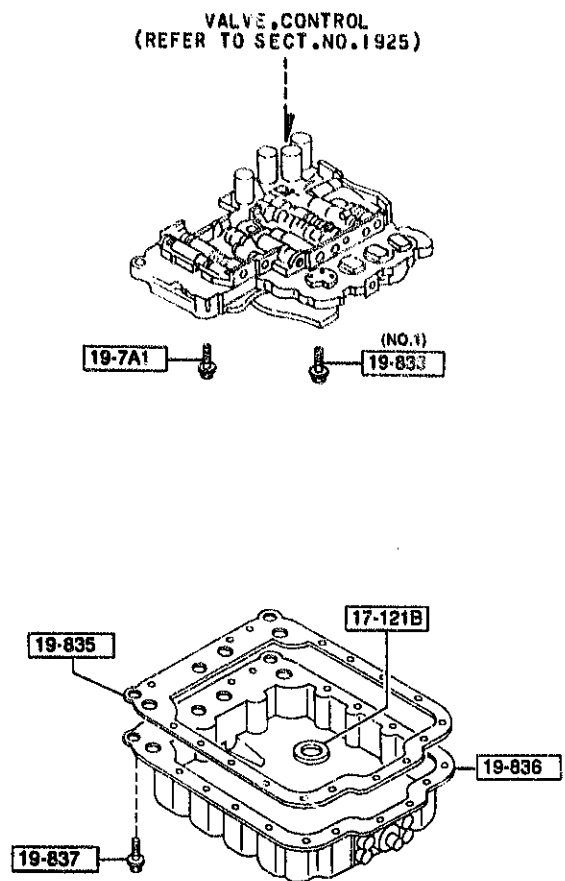
CAT. AUFA04-06

1994-09

(THIS ILLUSTRATION CONSISTS OF 2 PAGES)

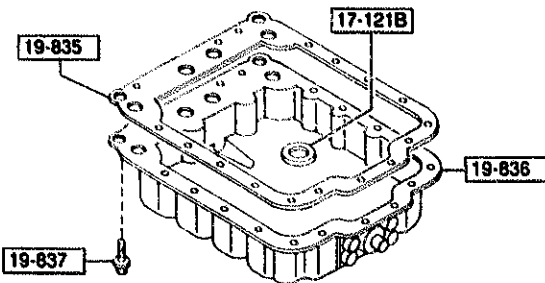
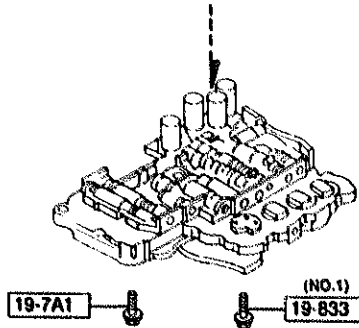


(THIS ILLUSTRATION CONSISTS OF 2 PAGES)



1920 TRANSMISSION CASE & MAIN CONTROL SYSTEM (AUTOMATIC) (2/2)
 (THIS ILLUSTRATION CONSISTS OF 2 PAGES)

VALVE, CONTROL
 (REFER TO SECT. NO. 1925)

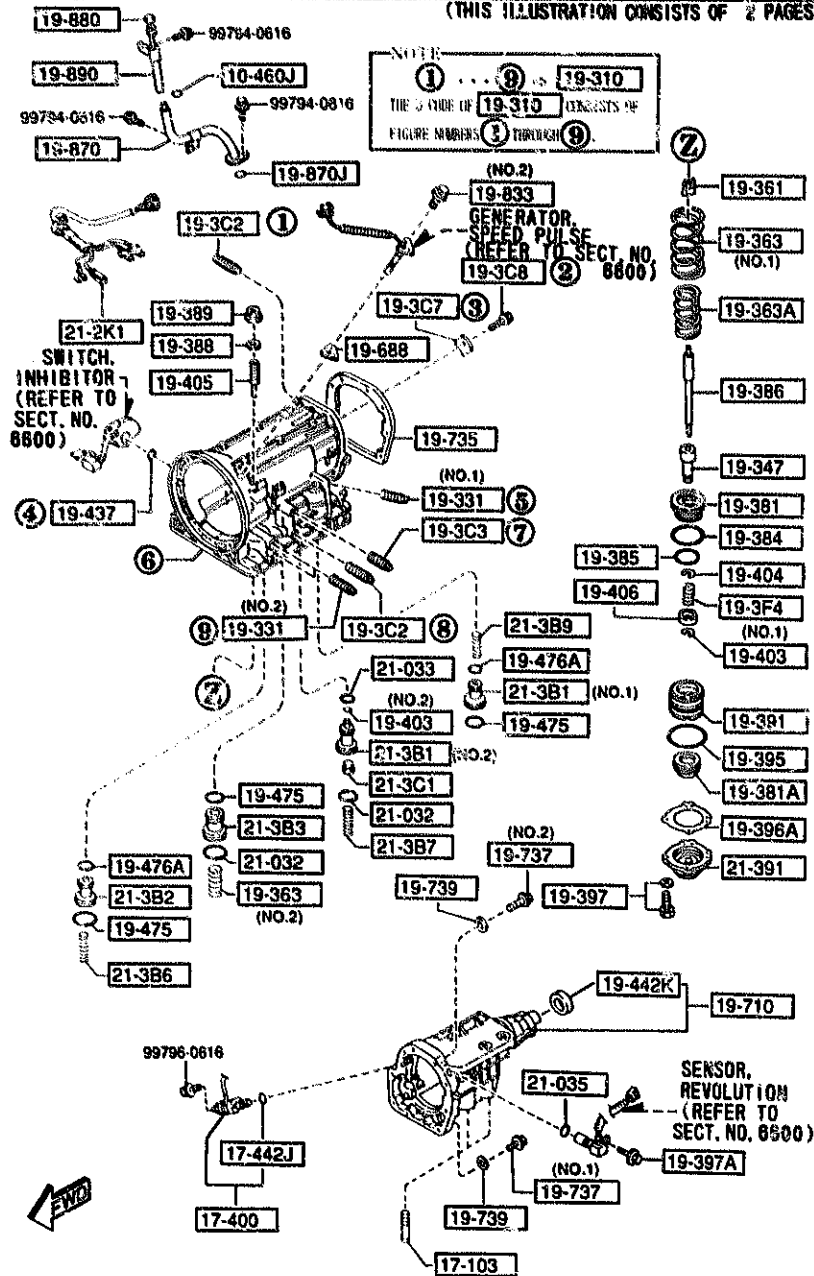


PART NO.	QTY	MODEL/RESTRICTION	MODEL/RESTRICTION	MODEL/RESTRICTION	FROM TO
19-361		STRUT, BAND			
BV11-19-361	1				
19-363		SPRING, PISTON RETURN			
BV11-19-363	1	(ILLUST. NO.1)			
BV65-19-363	1	(ILLUST. NO.2)			
19-363A		SPRING, PISTON RETURN			
BV11-19-3F3	1				
19-381		PISTON, BAND SERVO			
BV11-19-381	1				
19-381A		PISTON, BAND SERVO			
BV65-21-321	1				
19-384		SEAL, PISTON			
BV11-19-384	1				
19-385		SEAL, PISTON			
BV11-19-385	1				
19-386		STEM, PISTON			
BV11-19-386	1				
19-388		WASHER, PLAIN			
BV11-19-388	1				
19-389		NUT			
BV11-19-389	1				
19-391		RETAINER, SERVO			
BV11-19-391	1				
19-395		RING, 'O'			
0338-19-395	1				
19-396A		GASKET			
BV11-19-3J4	1				



1920 TRANSMISSION CASE & MAIN CONTROL SYSTEM (AUTOMATIC) (1/2)

(THIS ILLUSTRATION CONSISTS OF 2 PAGES)



1920 -3 TRANSMISSION CASE & MAIN CONTROL SYSTEM (AUTOMATIC)

PART NO.	QTY	MODEL/RESTRICTION	MODEL/RESTRICTION	MODEL/RESTRICTION	FROM TO
19-397		BOLT			
BV11-19-397	4				
19-397A		BOLT			
0338-19-397	1				
19-403		RING, SNAP-PISTON STE M LOW (ILLUST. NO.1)			
BV11-19-403	1				
BV35-19-403	1	(ILLUST. NO.2)			
19-404		RING, SNAP-PISTON STE M UP			
BV11-19-404	3				
19-405		PIN			
BV11-19-405	1				
19-406		RETAINER, SPRING-PSTN STEM			
BV11-19-406	1				
19-437		SEAL, MANUAL SHAFT LE VER			
BV11-19-437	1				
19-442K		SEAL, OIL			
BV65-19-437	1				
19-475		SEAL, 'O'RING			
BV11-19-475	3				
19-476A		RING, 'O'			
BV11-19-476	2				
19-688		GASKET, GOVERNOR			
BV56-19-688	1				
19-7A1		BOLT			
BV11-19-7A3	7				
19-710		HOUSING, EXTENSION			
BV65-19-710	1				

AUFA04

(CONT'D)

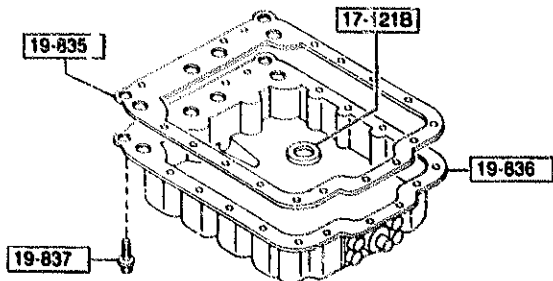
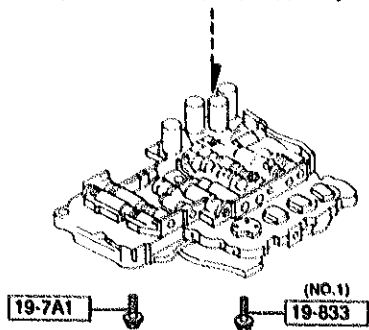
CAT. AUFA04-06

1994-09

1920 TRANSMISSION CASE & MAIN CONTROL SYSTEM (AUTOMATIC) (2/2)

(THIS ILLUSTRATION CONSISTS OF 2 PAGES)

VALVE, CONTROL
(REFER TO SECT. NO. 1925)

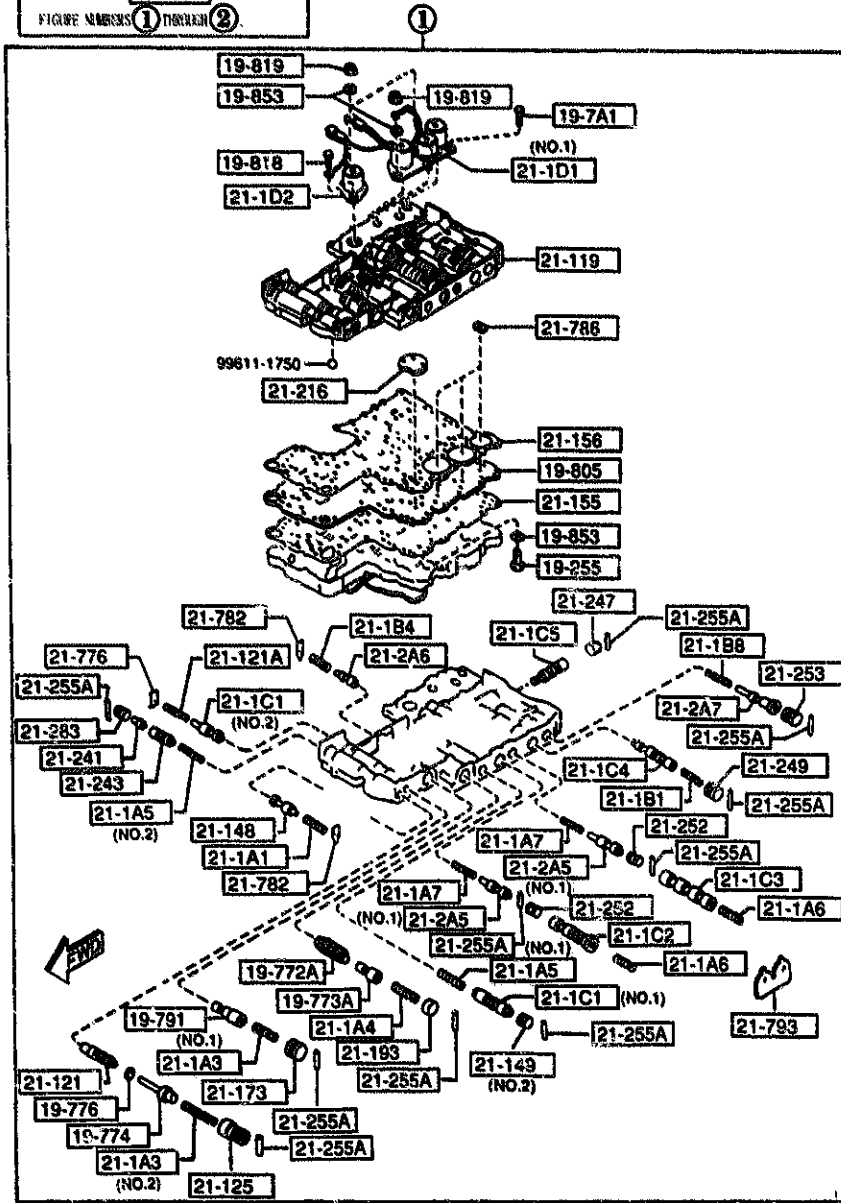


1920 --4 TRANSMISSION CASE & MAIN CONTROL SYSTEM (AUTOMATIC)

PART NO.	QTY	MODEL/RESTRICTION	MODEL/RESTRICTION	MODEL/RESTRICTION	FROM TO
19-739		GASKET, EXTENSION			
BV35-19-735	1				-2C07
BV60-19-735	1				2C07-
19-737		BOLT			
BV12-19-737	3	(ILLUST. NO.1)			
BV40-19-737	5	(ILLUST. NO.2)			
19-739		WASHER, PLAIN			
0338-19-739	10				
19-833		BOLT, CONTROL VALVE			
BV11-19-833	13	(ILLUST. NO.1)			
BV56-19-833	2	(ILLUST. NO.2)			
19-835		GASKET, OIL PAN			
BV56-19-835	1				-2C07
BV60-19-835	1				2C07-
19-836		PAN, OIL			
BV65-19-836	1				
19-837		BOLT, OIL PAN			
0338-19-837	18				
19-870		TUBE, OIL LEVEL			
BV65-19-870	1				
19-870J		RING, 'O'			
99541-01601	1				
19-880		GAUGE, OIL LEVEL			
BV45-19-880	1				
19-890		TUBE, OIL FILTER-UPPER			
BV65-19-890	1				
21-032		RING, 'O'-UP. ACCUM 2N D PIS			
BV11-21-032	2				
2C07 FD3MM-210516					

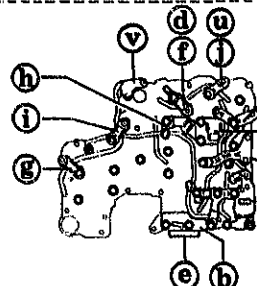
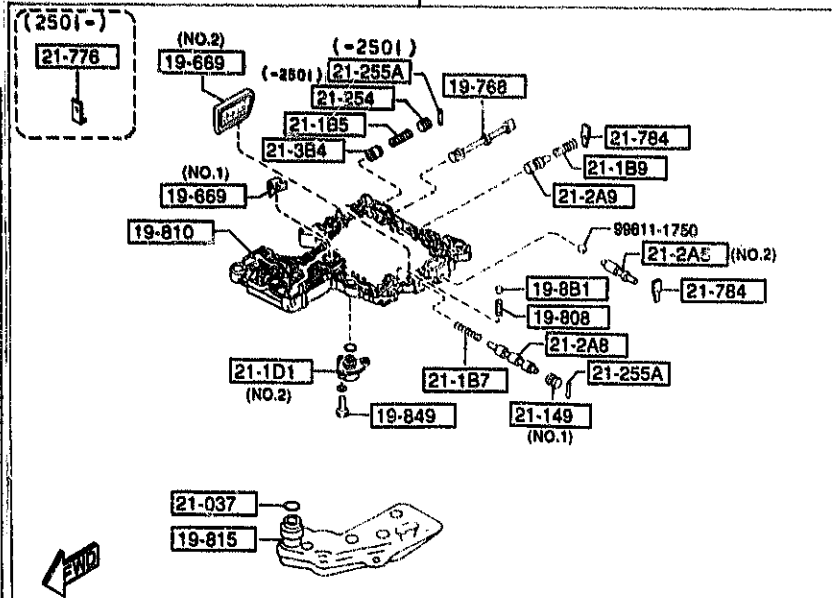
NOTE

① ... ②
 THE DRAWING OF 19-750
 CONSISTS OF
 FIGURE NUMBERS ① THROUGH ②.



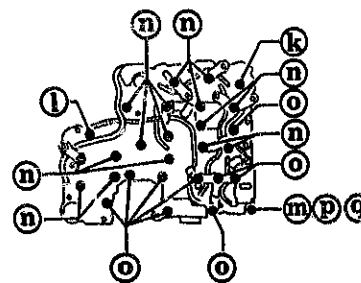
AUFA04

(CONT'D) AUFA04



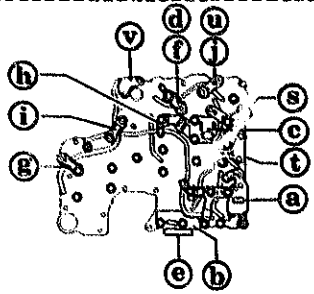
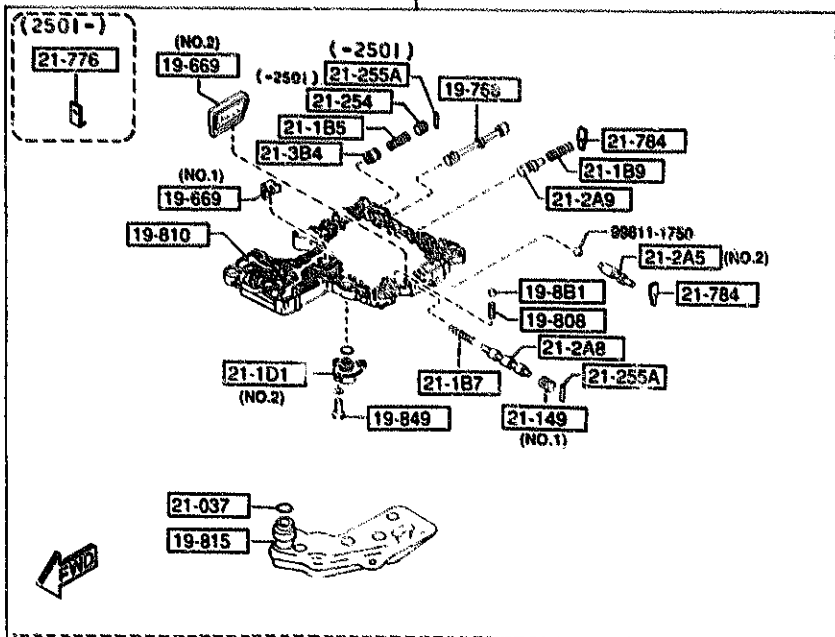
a	21-0J1	
b	21-0J2	
c	21-0J3	
d	21-0J4	
e	21-0J5	
f	21-0J7	(NO.1)
u	21-0J7	(NO.2)

g	21-096
h	21-098
i	21-099
j	21-092
s	21-093
t	21-094
v	21-095

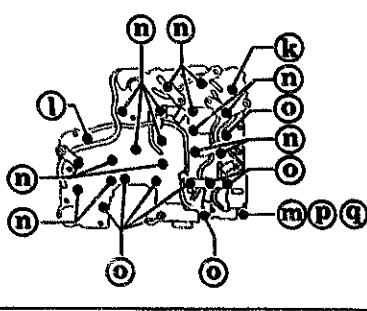


k	19-818	L=27MM
l	19-831	L=55MM
m	19-832	L=45MM
n	19-833	L=35MM
o	19-837A	L=50MM
p	19-819	
q	19-853	

② (THIS ILLUSTRATION CONSISTS OF 2 PAGES)



a	21-0J1		g	21-096
b	21-0J2		h	21-0J8
c	21-0J3		i	21-J09
d	21-0J4		j	21-092
e	21-0J5		s	21-093
f	21-0J7	(NO.1)	t	21-094
u	21-0J7	(NO.2)	v	21-095



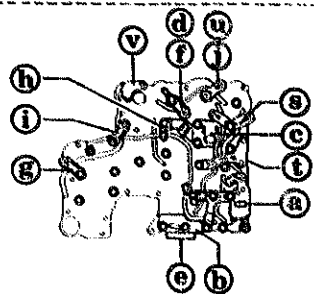
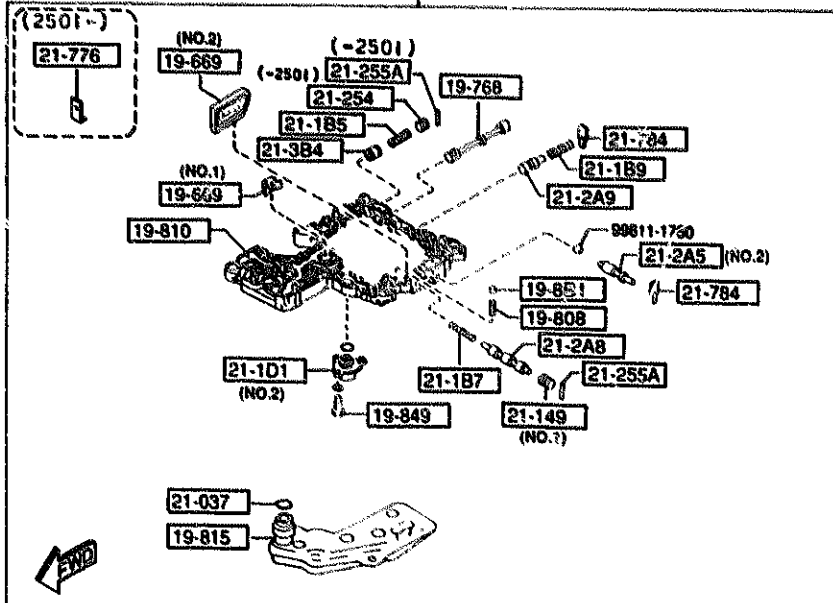
k	19-818	L=27MM
l	19-831	L=55MM
m	19-832	L=45MM
n	19-833	L=35MM
o	19-837A	L=50MM
p	19-819	
q	19-853	

PART NO.	QTY	MODEL/RES'RICTION	MODEL/RESTRICTION	MODEL/RESTRICTION	FROM-TO
19-810		BODY, LNR-CONT. VALVE			
BV40-19-810	1				
19-815		STRAINER, OIL			
BV65-19-815	1				
19-818		BOLT			
BV11-19-818	2				
19-819		NUT			
BV11-19-819	4				
19-831		BOLT, CONTROL VALVE			
BV11-19-831	1				
19-832		BOLT, CONTROL VALVE			
BV50-19-832	1				
19-833		BOLT, CONTROL VALVE			
BV11-19-833	16				
19-837A		BOLT, CONTROL VALVE			
BV11-19-837	9				
19-849		BOLT			
BV11-19-849	2				
19-853		WASHER			
BV11-19-853	6				
21-J09		BRACKET, TUBE			
BV30-21-0J9	1				
21-0J1		CLIP, HARNESS			
BV50-21-0J1	1				
21-0J2		CLIP, HARNESS			
BV45-19-0J2	1				
21-0J3		CLIP, HARNESS			
BV11-21-0J3	1				

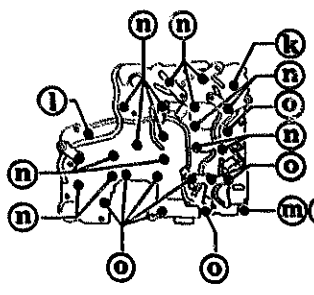
3401 F03MNM-210661

-3401

② (THIS ILLUSTRATION CONSISTS OF 2 PAGES)



a	21-0J1		g	21-096
b	21-0J2		h	21-0J8
c	21-0J3		i	21-0J9
d	21-0J4		j	21-092
e	21-0J5		s	21-093
f	21-0J7	(NO.1)	t	21-094
u	21-0J7	(NO.2)	v	21-095



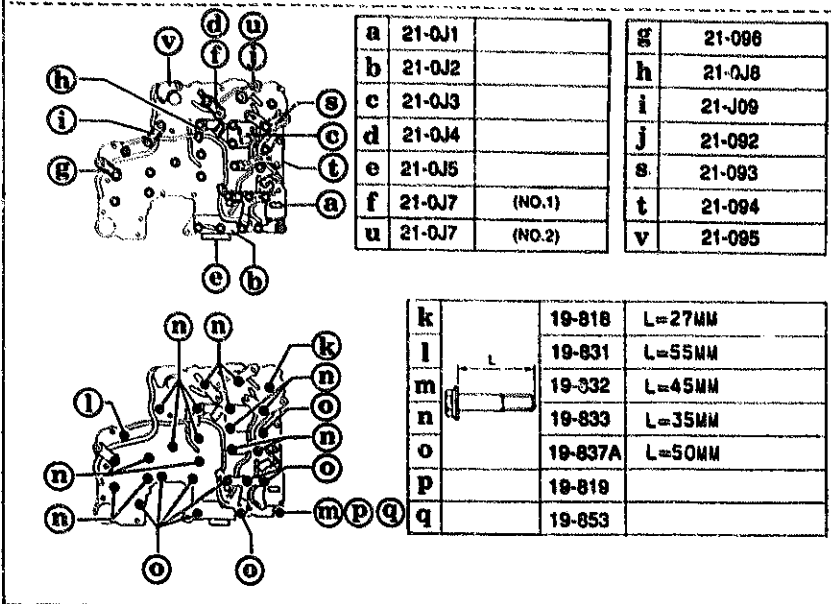
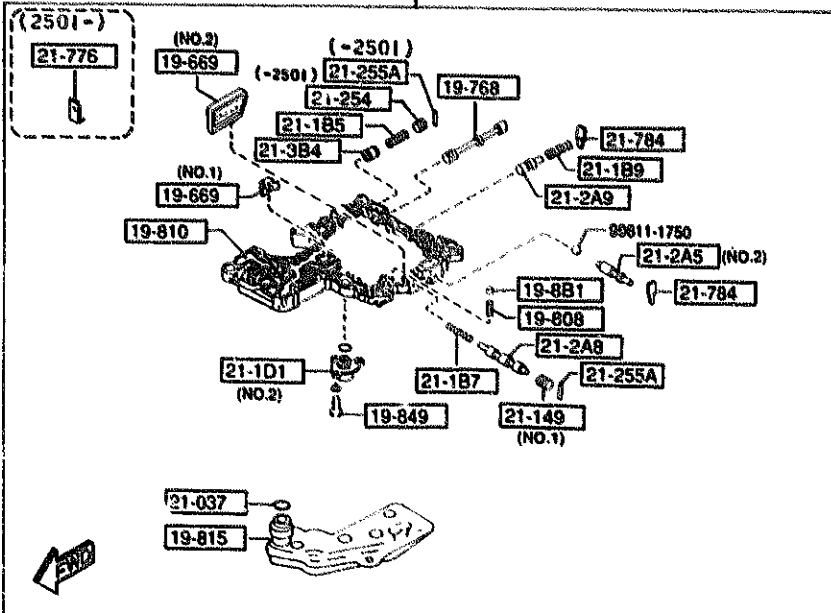
k	19-818	L=27MM
l	19-831	L=55MM
m	19-832	L=45MM
n	19-833	L=35MM
o	19-837A	L=50MM
p	19-819	
q	19-853	

PART NO.	QTY	MODEL/RESTRICTION	MODEL/RESTRICTION	MODEL/RESTRICTION	FROM-TO
21-1A5		SPRING, VALVE			
BV11-21-1A5	1	(ILLUST. NO.1)			
BV56-21-1A5	1	(ILLUST. NO.2)			
21-1A6		SPRING, VALVE			
BV11-21-1A6	2				
21-1A7		SPRING, VALVE			
BV11-21-1A7	2				
21-1B1		SPRING, VALVE			
BV11-21-1B1	1				
21-1B4		SPRING, VALVE			
BV11-21-1B4	1				
21-1B5		SPRING, VALVE			
BV11-21-1B5	1				
BV12-21-1B5	1				
21-1B7		SPRING, VALVE			
BV11-21-1B7	1				
21-1B8		SPRING, VALVE			
BV45-21-1B8	1				
21-1B9		SPRING, VALVE			
BV11-21-1B9	1				
21-1C1		VALVE, SHIFT			
BV11-21-1C1	1	(ILLUST. NO.1)			
BV40-21-1C1	1	(ILLUST. NO.2)			
21-1C2		VALVE, SHIFT			
BV11-21-1C2	1				
21-1C3		VALVE, SHIFT			
BV11-21-1C3	1				
21-1C4		VALVE, SHIFT			

-2501
2501-

2501 FD3MM-205709

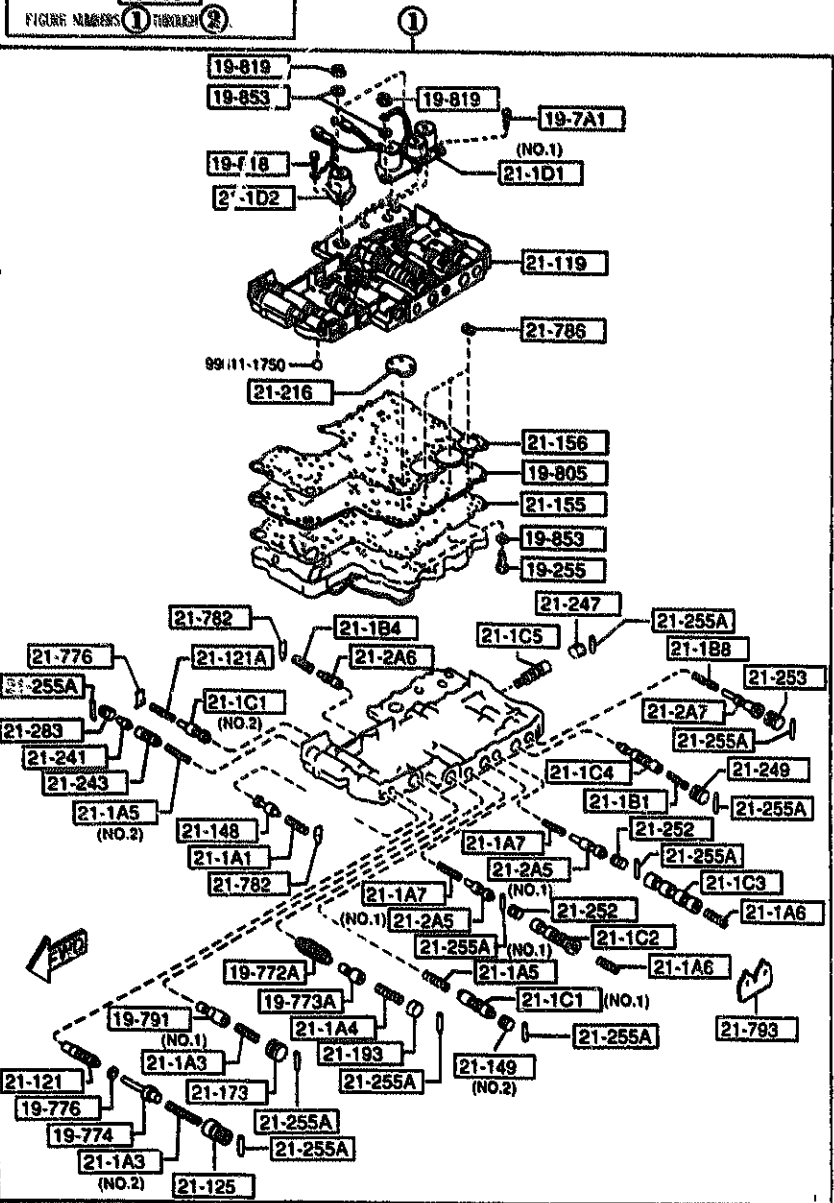
(THIS ILLUSTRATION CONSISTS OF 2 PAGES)



PART NO.	QTY	MODEL/RESTRICTION	MODEL/RESTRICTION	MODEL/RESTRICTION	FROM 10
21-193		PLUG, STOPPER			
BV11-21-193	1				
21-2A5		VALVE, SPOOL			
BV11-21-2A5	2 (ILLUST. NO.1)				
21-2A5		VALVE, SPOOL			
BV12-21-2A5	1 (ILLUST. NO.2)				
21-2A6		VALVE, SPOOL			
BV11-21-2A6	1				
21-2A7		VALVE, SPOOL			
BV11-21-2A7	1				
21-2A8		VALVE, SPOOL			
BV11-21-2A8	1				
21-2A9		VALVE, SPOOL			
BV35-21-2A9	1				
21-216		PLATE 'E', SIDE			
BV11-21-216	1				
21-241		SLEEVE, LOCK UP			
BV40-21-241	1				
21-243		VALVE, SRD LOCK UP			
BV40-21-243	1				
21-247		PLUG, STOPPER			
BV30-21-247	1				
21-249		PLUG			
BV56-21-249	1				
21-252		PLUG, STOPPER			
BV11-21-252	2				
21-253		GASKET, DRUM SUPPORT			
BV11-21-253	1				

NOTE
 ① ... ② → 19-750
 THE DRAWING OF 19-750 CONSISTS OF
 FIGURE NUMBERS ① THROUGH ②.

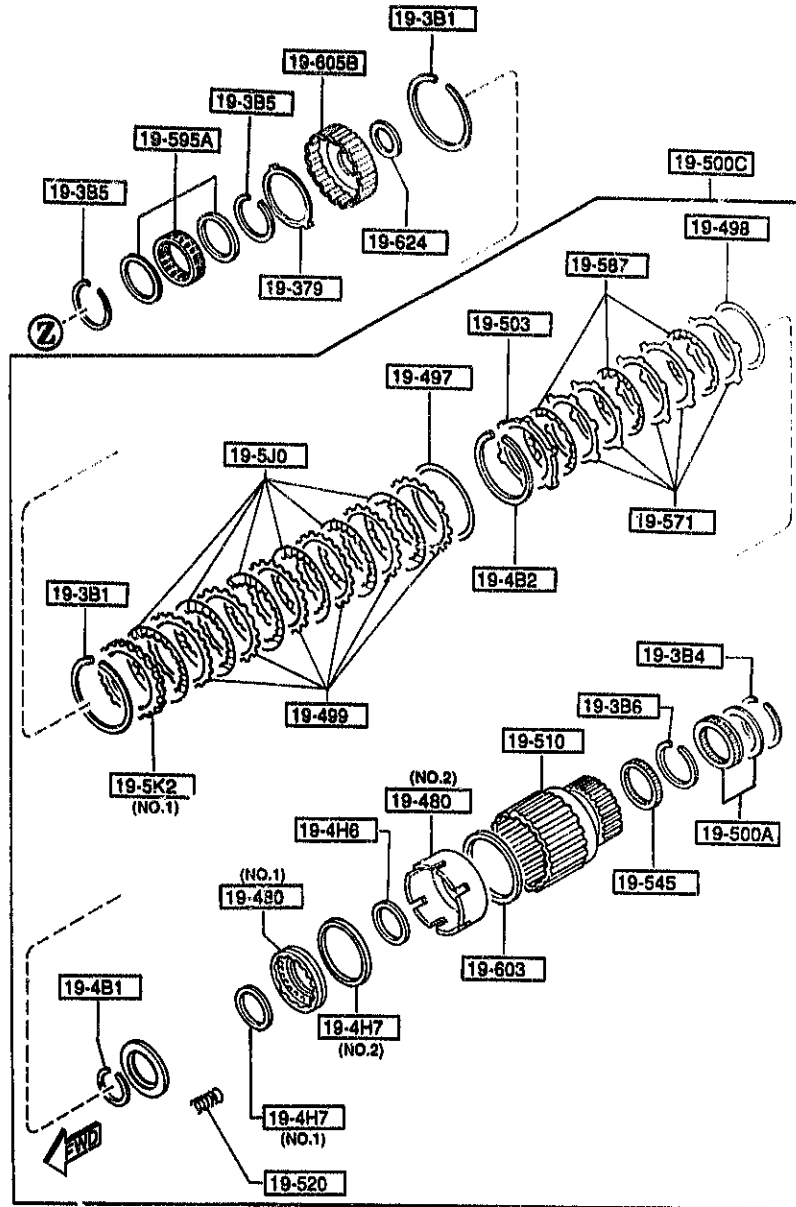
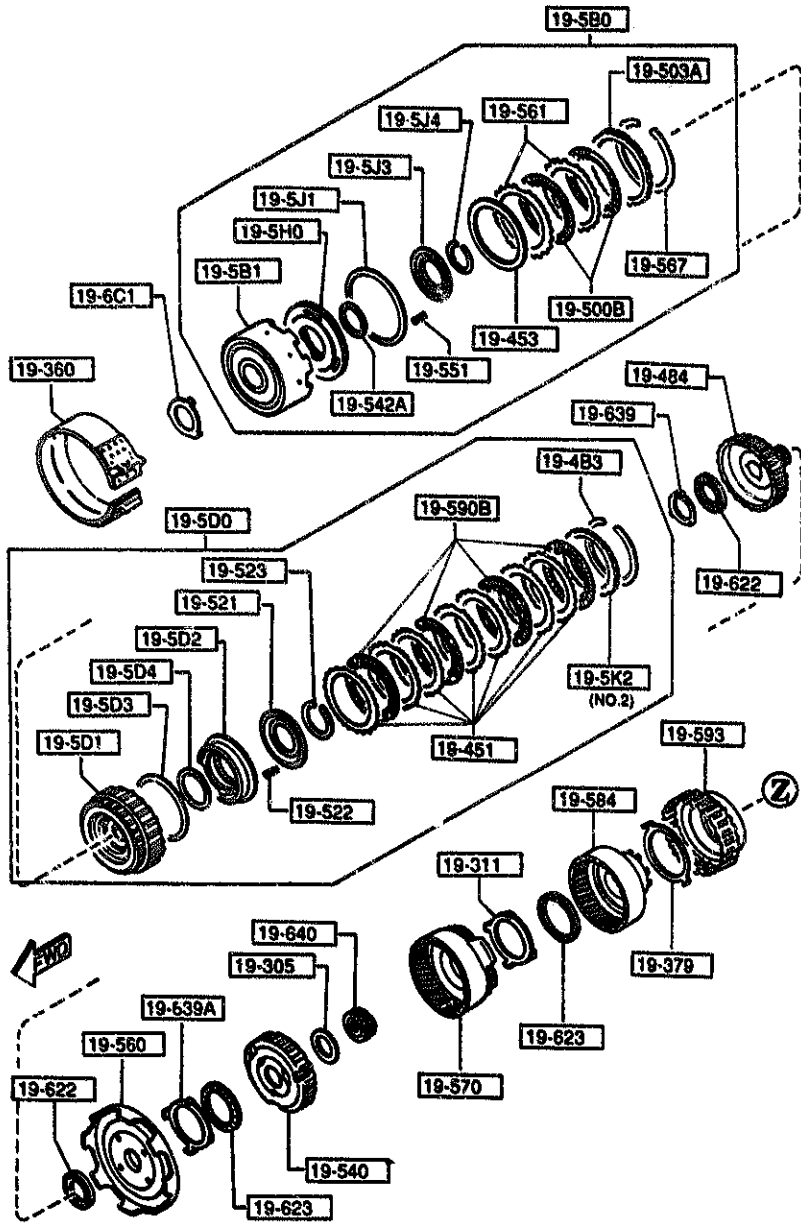
(THIS ILLUSTRATION CONSISTS OF 2 PAGES)



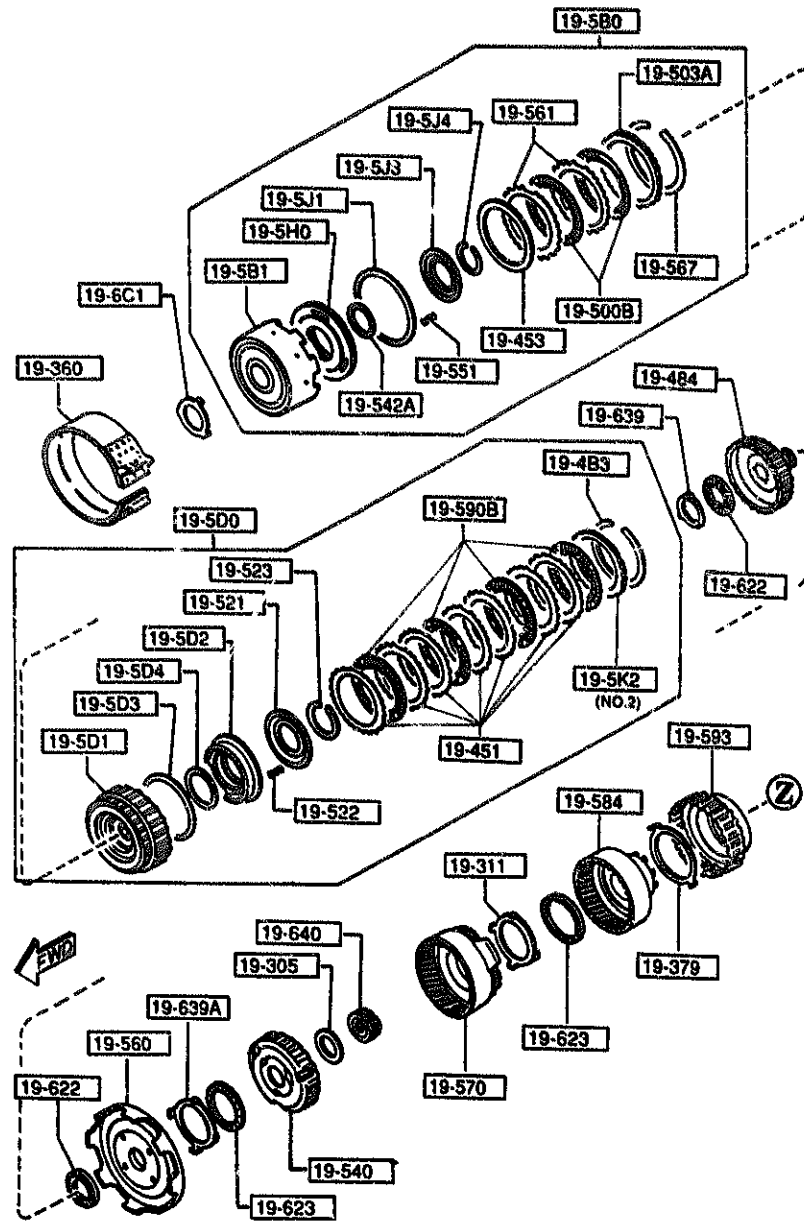
PART NO.	QTY	MODEL/RESTRICTION	MODEL/RESTRICTION	MODEL/RESTRICTION	FROM TO
21-254		PLUG, STOPPER			
BV11-21-254	1				-2501
21-255A		PIN, STOPPER			
BV11-21-255	12				-2501
BV11-21-255	11				2501-
21-283		VALVE, LOCK UP CONTROL			
BV40-21-283	1				
21-384		PISTON, ACCUMULATOR			
BV11-21-384	1				
21-776		PLATE, RETAINING			
BV40-21-776	1				-2501
BV40-21-776	2				2501-
21-782		PLATE			
BV11-21-782	2				
21-784		PLATE			
BV11-21-784	2				
21-786		PLATE			
BV11-21-786	3				
21-793		PLATE			
BV35-21-793	1				
2501 FD3MNM-205709					

(THIS ILLUSTRATION CONSISTS OF 2 PAGES)

(THIS ILLUSTRATION CONSISTS OF 2 PAGES)



(THIS ILLUSTRATION CONSISTS OF 2 PAGES)

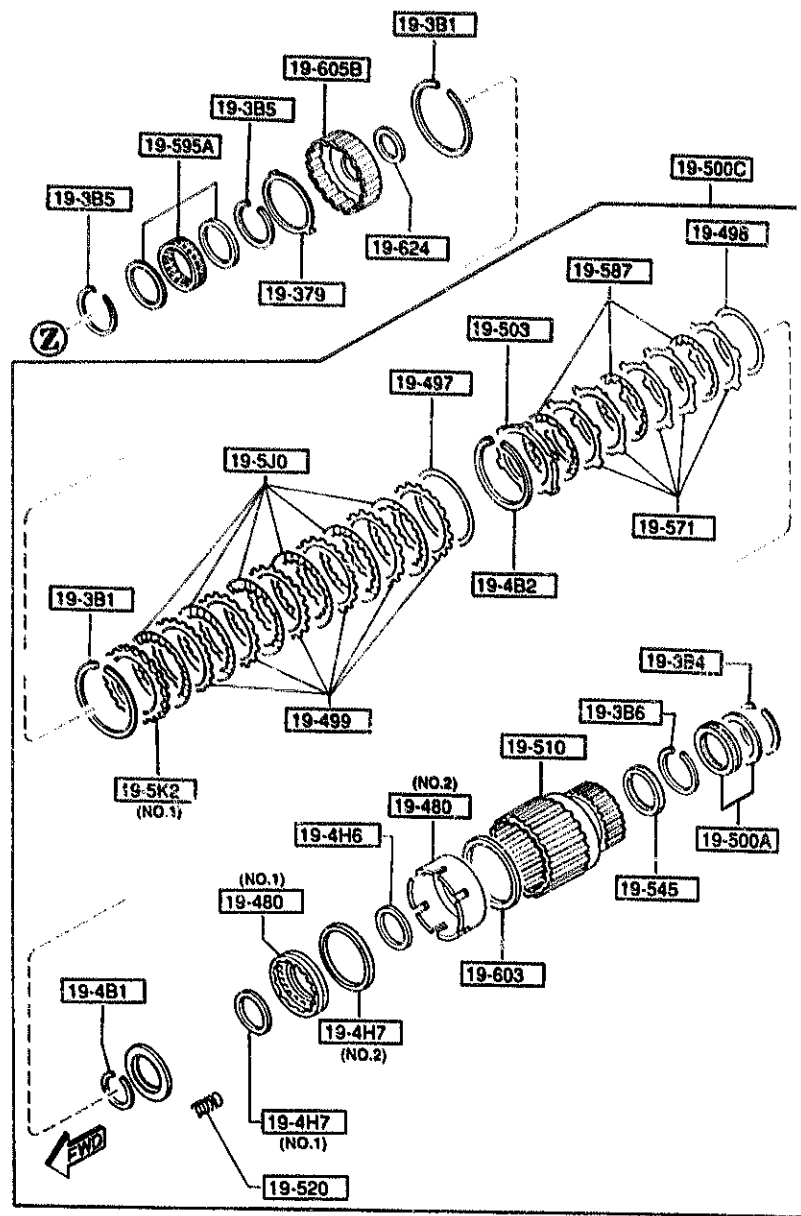


PART NO.	QTY	MODEL/RESTRICTION	MODEL/RESTRICTION	MODEL/RESTRICTION	FROM-10
19-3B1		RING, SNAP			
BV11-19-3B1	2				
19-3B4		RING, SNAP			
BV45-19-3B4	1				
19-3B5		RING, SNAP			
BV11-19-3B5A	2				
19-3B6		RING, SNAP			
BV11-19-3B6	1				
19-305		BEARING, NEEDLE			
BV11-19-305	1				
19-311		RACE, BEARING			
BV11-19-311	1				
19-360		BAND, BRAKE			
BV65-19-360	1				
19-379		WASHER, TRUST			
BV11-19-379	2				
19-4B1		RING, SNAP			
BV11-19-4B1	1				
19-4B2		RING, SNAP			
BV11-19-4B2	1				
19-4B3		RING, SNAP			
BV11-19-4B3	1				
19-4H6		SEAL, LATHE CUT			
BV11-19-4H6	1				
19-4H7		SEAL, PISTON			
BV11-19-4H7	1	(ILLUST. NO.1)			
BV30-19-4H7	1	(ILLUST. NO.2)			

1930 CLUTCHES & PLANETARY GEARS (AUTOMATIC)

(2/2)

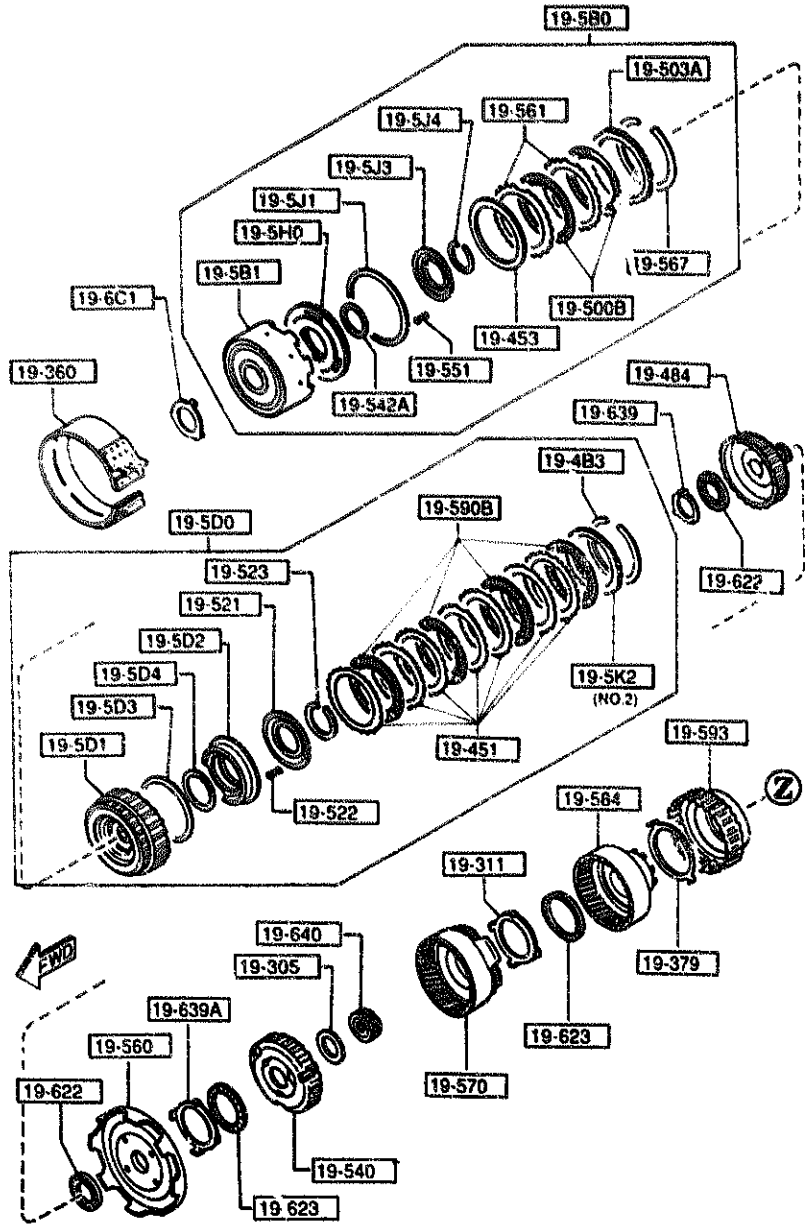
(THIS ILLUSTRATION CONSISTS OF 2 PAGES)



PART NO.	QTY	MODEL/RESTRICTION	MODEL/RESTRICTION	MODEL/RESTRICTION	FROM TO
19-451		PLATE,DRIVEN			
BV11-19-451	7				
19-453		PLATE,RETAINING			
BV11-19-453	1				
19-480		PISTON,CLUTCH			
BV45-19-3F0	1 (ILLUST. NO.1)				
BV11-19-480	1 (ILLUST. NO.2)				
19-484		HUB, FORWARD CLUTCH			
BV11-19-484	1				
19-497		PLATE,DISHED			
BV11-19-497	1				
19-498		PLATE,DISHED			
BV11-19-498	1				
19-499		PLATE,DRIVEN			
BV45-19-499	6				
19-580		CLUTCH,REVERSE			
BV11-19-580	1				-2901
BV11-19-580A	1				2901-
19-581		DRUM,REVERSE			
BV11-19-581	1				
19-5D0		CLUTCH,HIGH			
BV65-19-5D0	1				-2901
BV65-19-5D0A	1				2901-
19-5D1		DRUM,HIGH CLUTCH			
BV11-19-5D1A	1				-2901
BV11-19-5D1B	1				2901-
19-5D2		PISTON,HIGH CLUTCH			
BV11-19-5D2	1				

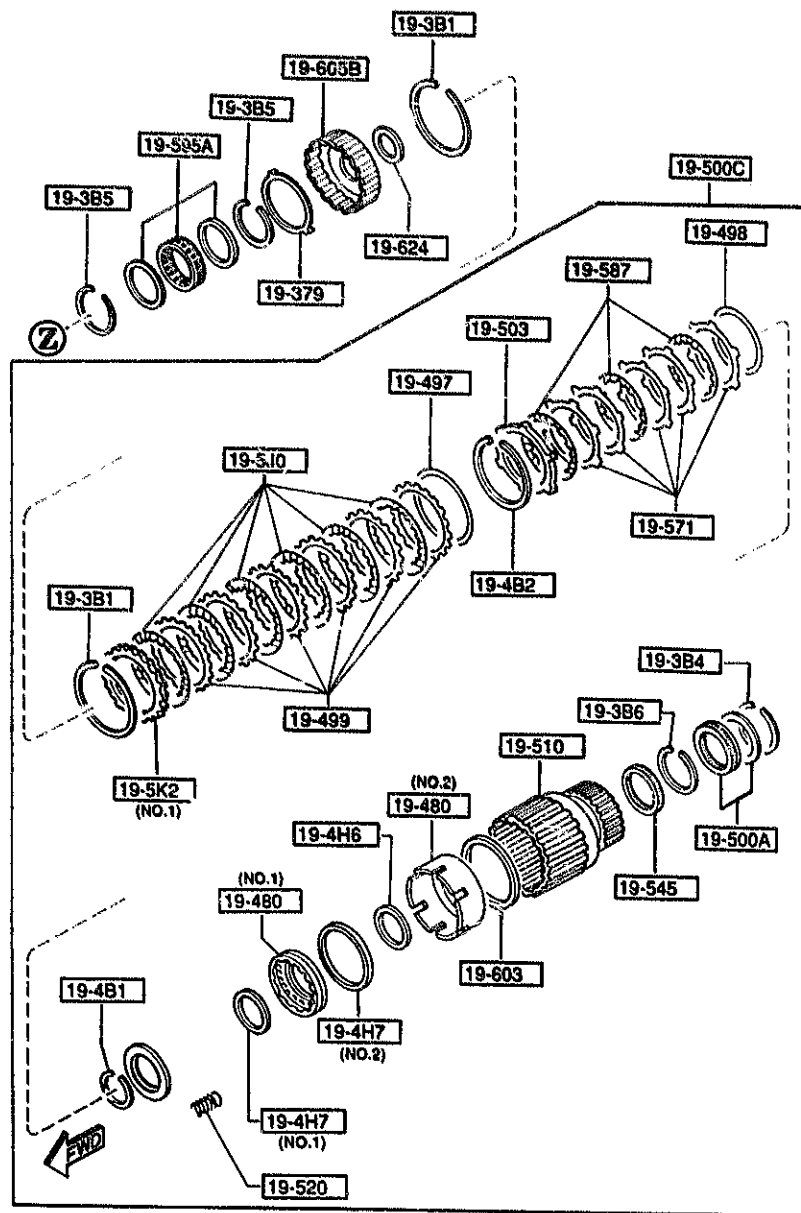
2901 F03MMX-210499

(THIS ILLUSTRATION CONSISTS OF 2 PAGES)



PART NO.	QTY	MODEL/RESTRICTION	MODEL/RESTRICTION	MODEL/RESTRICTION	FROM TO
19-5D3		SEAL, LATHE CUT			
BV11-19-5D3	1				
19-5D4		SEAL, LATHE CUT			
BV11-19-5D4	1				
19-5H0		PISTON, REVERSE			
BV11-19-5H0	1				
19-5J0		PLATE, DRIVE			
BV11-19-5J0	6				
19-5J1		SEAL, OUTER			
BV11-19-5J1	1				
19-5J3		SPRING, RETURN			
BV11-19-5J3	1				
19-5J4		RING, SNAP			
BV11-19-5J4	1				
19-5K2		PLATE, RETAINING			
BV11-19-5K2	1	T=4MM (ILLUST. NO.1)			
BV65-19-5K2	1	T=3.4MM (ILLUST. NO.2)			
BV11-19-5K3	1	T=4.2MM (ILLUST. NO.1)			
BV65-19-5K3	1	T=3.6MM (ILLUST. NO.2)			
BV11-19-5K4	1	T=4.4MM (ILLUST. NO.1)			
BV65-19-5K4	1	T=3.8MM (ILLUST. NO.2)			
BV11-19-5K5	1	T=4.6MM (ILLUST. NO.1)			
BV65-19-5K5	1	T=4MM (ILLUST. NO.2)			
BV11-19-5K6	1	T=4.8MM (ILLUST. NO.1)			
BV65-19-5K6	1	T=4.2MM (ILLUST. NO.2)			
BV11-19-5K7		T=5MM			

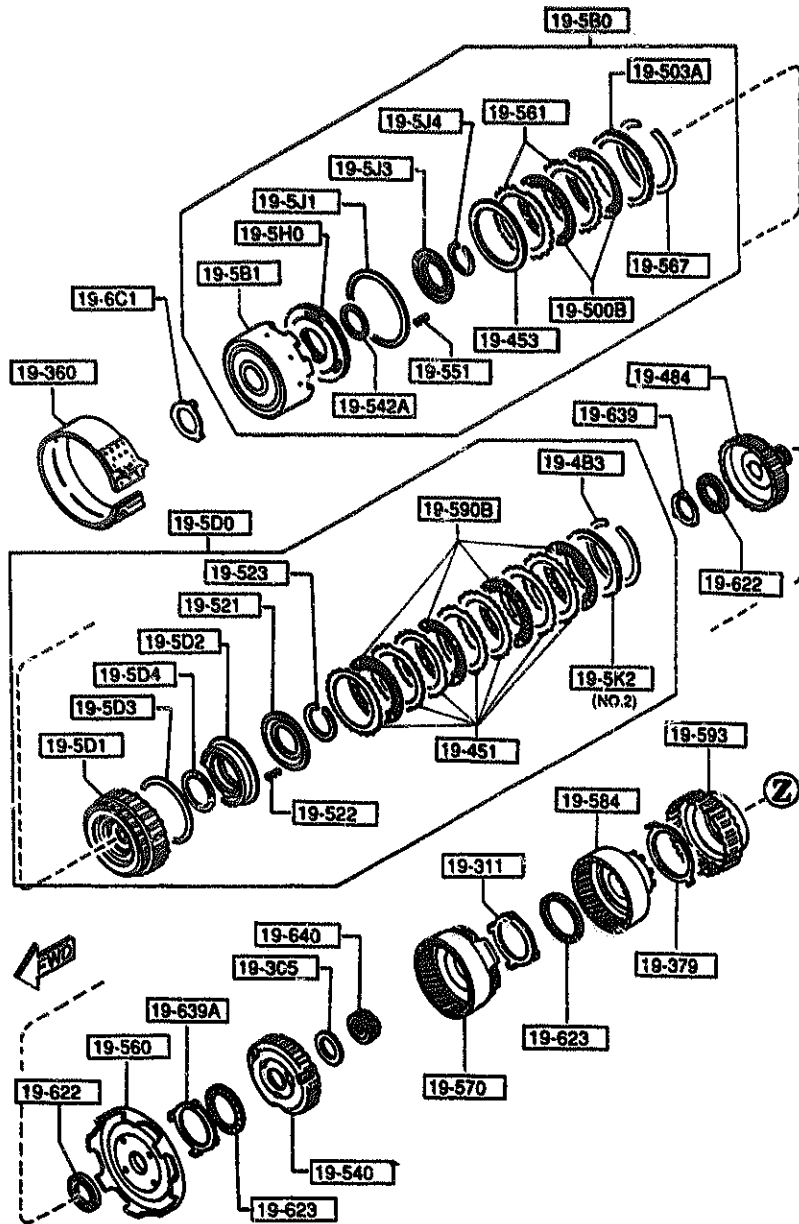
(THIS ILLUSTRATION CONSISTS OF 2 PAGES)



PART NO.	QTY	MODEL/RESTRICTION	MODEL/RESTRICTION	MODEL/RESTRICTION	FROM-TO
19-551		SPRING, PISTON RETAINER			
BV11-19-551	16				
19-560		GEAR, SUN			
BV65-19-560	1				
19-561		PLATE, DRIVEN-REV. PISTON			
BV45-19-561	2				-2901
BV45-19-561A	2				2901-
19-567		RING, SNAP			
BV11-19-567	1				
19-570		CARRIER, REAR			
BV46-19-570	1				
19-571		PLATE, DRIVEN-FRONT			
BV45-19-571	9				
19-584		GEAR, INTERNAL			
BV45-19-584	1				
19-587		PLATE			
BV11-19-587	3				
19-590B		PLATE, DRIVE			
BV11-19-590	4				
19-593		RACE, OUTER			
BV11-19-593	1				
19-595A		CLUTCH, ONE WAY			
BV11-19-595	1				
19-6C1		RACE, BEARING			
BV11-19-6C1	1	T=0.8MM			
BV11-19-6C2	1	T=1MM			
BV11-19-6C3	1	T=1.2MM			

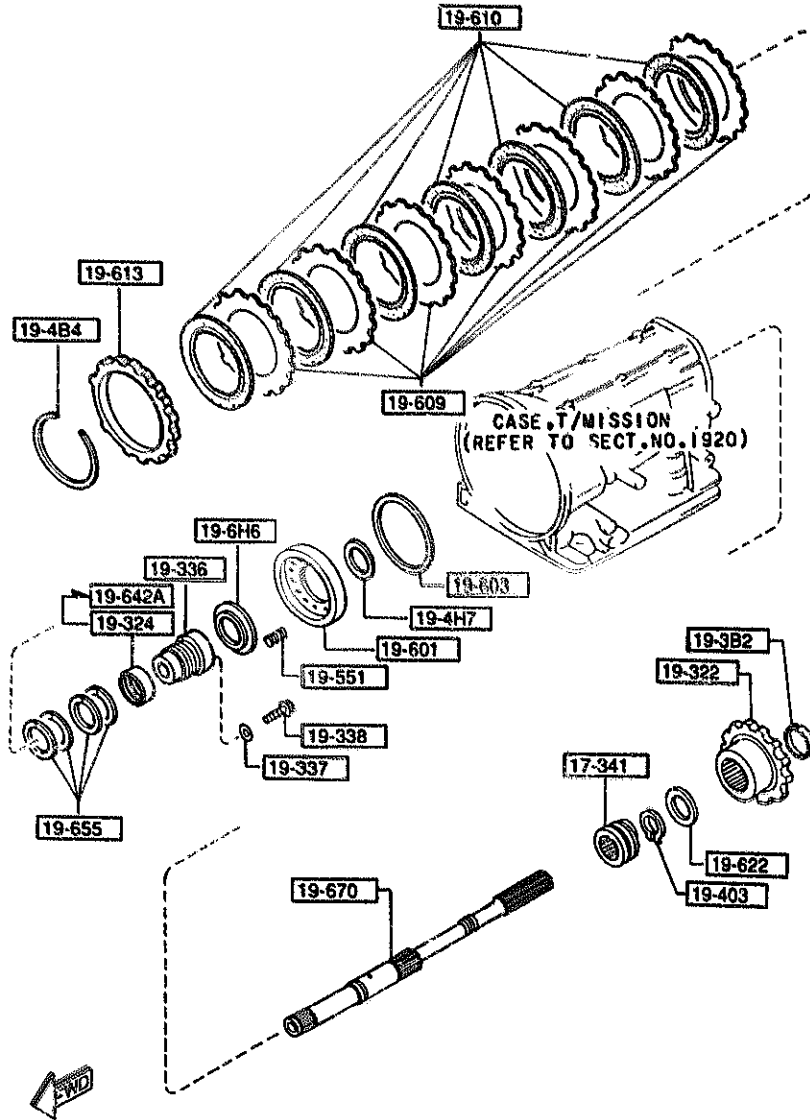
2901 FDSMM-210499

(THIS ILLUSTRATION CONSISTS OF 2 PAGES)



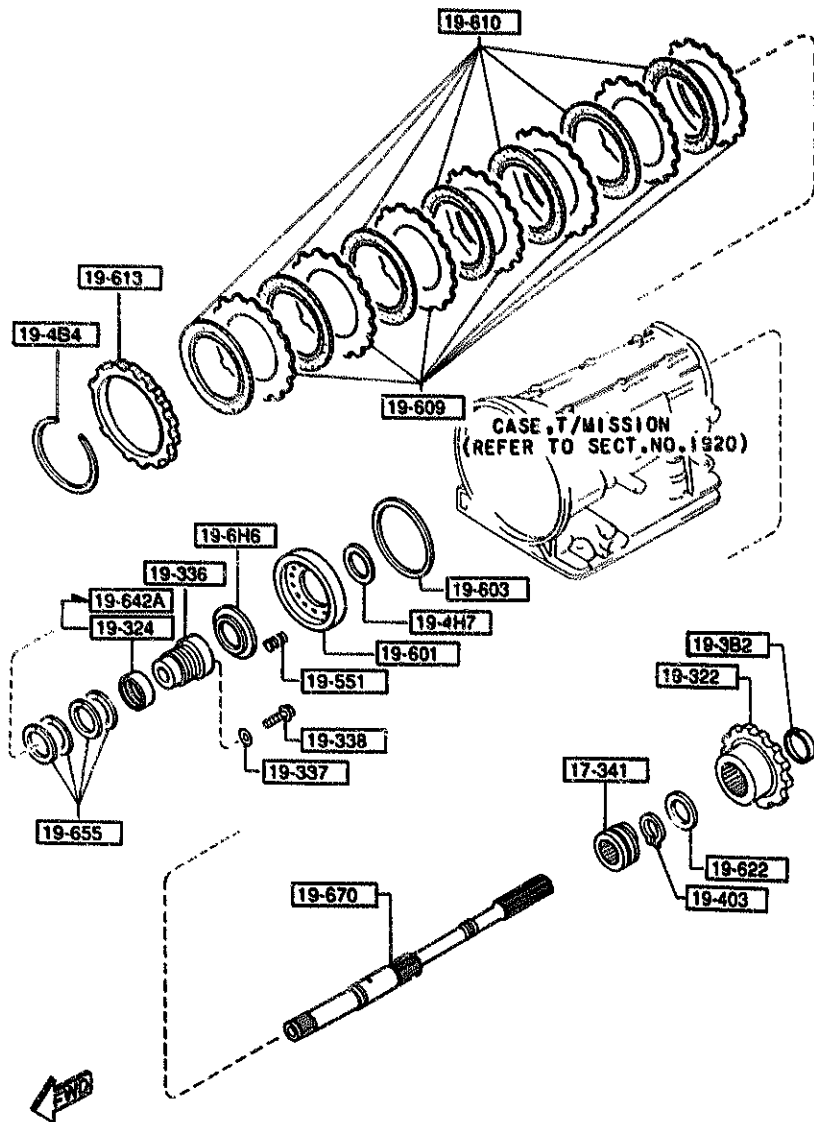
PART NO.	QTY	MODEL/RESTRICTION	MODEL/RESTRICTION	MODEL/RESTRICTION	FROM-TO
CONT'D					
BV11-19-6C4	1	T=1.4MM			
BV11-19-6C5	1	T=1.6MM			
BV11-19-6C6	1	T=1.8MM			
BV11-19-6C7	1	T=2MM			
19-603		SEAL,PISTON			
BV11-19-603	1				
19-605B		HUB			
BV35-19-605	1				-3501
BV11-19-605	1				3501-
19-622		BEARING,NEEDLE			
0338-19-622	2				
19-623		BEARING,NEEDLE			
BV11-19-307	2				
19-624		BEARING,NEEDLE			
BV11-19-304	1				-3501
BV95-19-304	1				3501-
19-639		RACE, BEARING			
BV11-19-303	1				
19-639A		RACE, BEARING			
BV11-19-306	1				
19-640		GEAR, SMALL SUN			
BV46-19-6F1	1				
3501 F03MMX-210362					

1940 GOVERNOR, LOW & REVERSE PISTON(AUTOMATIC)



PART NO.	QTY	MODEL/RESTRICTION	MODEL/RESTRICTION	MODEL/RESTRICTION	FROM-TO
17-341		GEAR, DRIVE			
BV41-17-341	1				
19-382		RING, SNAP			
BV41-19-382	1				
19-322		GEAR, PARKING			
BV11-19-322	1				
19-324		BEARING, NEEDLE			
BV11-19-324	1				-3401
19-336		RACE, INNER			
BV11-19-336	1				-3501
BV55-19-336	1				3501-
19-337		WASHER, PLAIN			
BV11-19-337	8				
19-338		BOLT			
BV11-19-338	8				
19-4B4		RING, SNAP			
BV11-19-4B4	1				
19-4H7		SEAL, PISTON			
BV11-19-4H7	1				
19-403		RING, SNAP-PISTON STE M LOW			
BV40-19-403	1				
19-551		SPRING, PISTON RETAIN ER			
BV65-19-551	18				
19-6H6		RETAINER, SPRING			
BV65-19-6H6	1				
19-601		PISTON, LOW & REVERSE			
BV45-19-601	1				-3401
BV65-19-601	1				3401-
3401 FD3MM-210661 3501 FD3MM-210662					

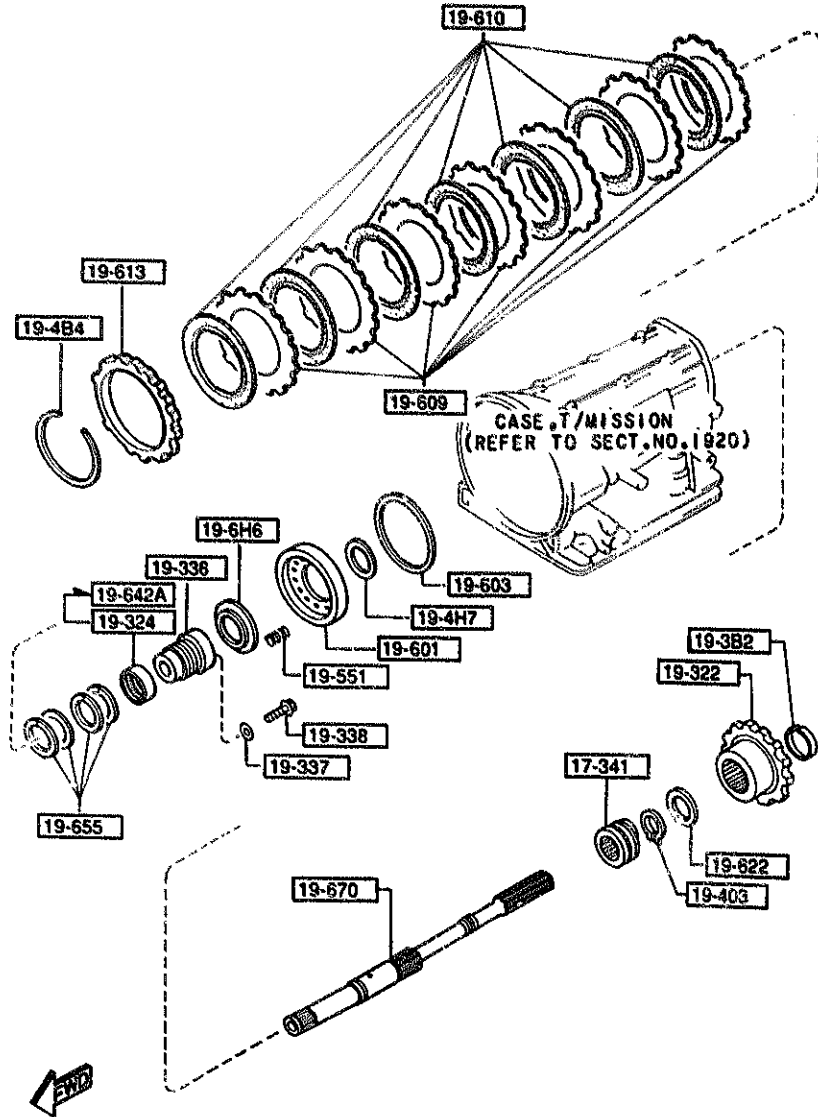
1940 GOVERNOR, LOW & REVERSE PISTON(AUTOMATIC)



PART NO.	QTY	MODEL/RESTRICTION	MODEL/RESTRICTION	MODEL/RESTRICTION	FROM-10
19-603		SEAL, PISTON			
BV11-19-603	1				
19-609		PLATE, DRIVEN			
BV45-19-609	7				
19-610		PLATE, DRIVEN			
BV36-19-610	7				
19-613		PLATE, RETAINING			
BV65-19-613	1	T=8MM			
BV65-19-615	1	T=7.6MM			
BV65-19-616	1	T=7.8MM			
BV65-19-617	1	T=6.8MM			
BV65-19-618	1	T=7MM			
BV65-19-623	1	T=7.2MM			
BV65-19-625	1	T=7.4MM			
BV65-19-628	1	T=6.6MM			
BV65-19-626	1	T=6.2MM			-3401
BV65-19-627	1	T=6.4MM			-3401
BV11-19-613	1	T=9.8MM			3401-
BV45-19-613	1	T=8.4MM			3401-
BV66-19-613	1	T=8.2MM			3401-
BV45-19-615	1	T=8.6MM			3401-
BV11-19-616	1	T=9MM			3401-
BV45-19-616	1	T=8.8MM			3401-
19-622		BEARING, NEEDLE			

3401 FDSMKN-210661

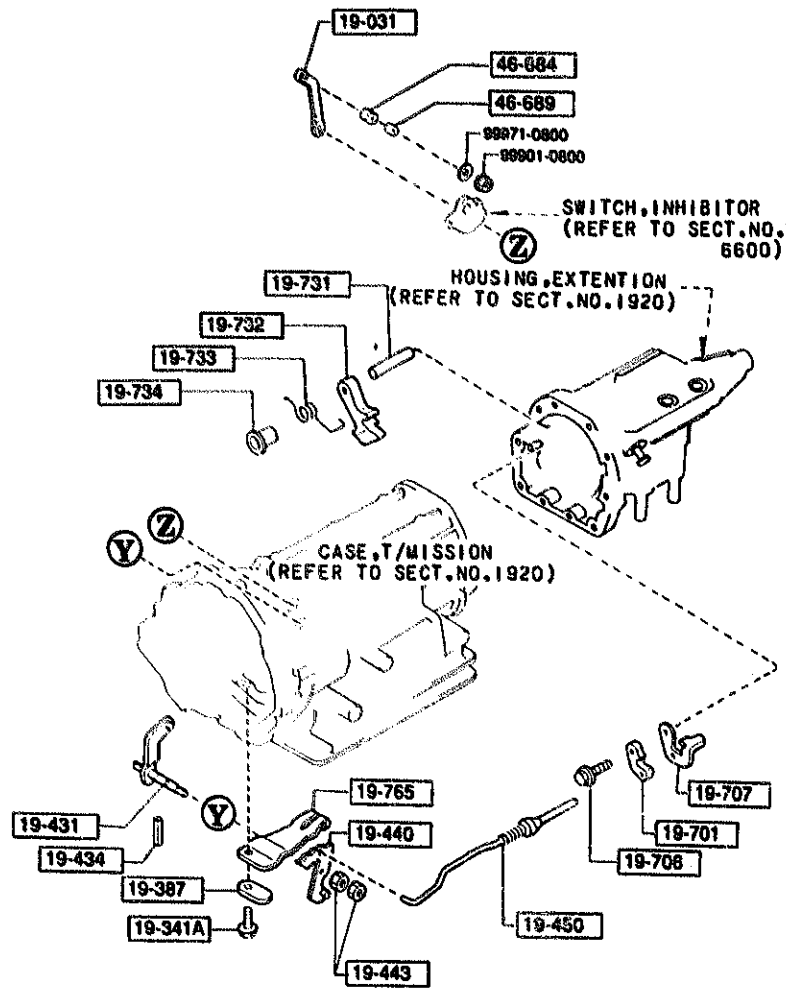
1940 GOVERNOR, LOW & REVERSE PISTON(AUTOMATIC)



PART NO.	QTY	MODEL/RESTRICTION	MODEL/RESTRICTION	MODEL/RESTRICTION	FROM TO
CONT'D BV11-19-622	1				
19-642A		WASHER, THRUST			
BV11-19-5F1	2				3401-
19-655		RING, SEAL			
BV11-19-655	4				
19-670		SHAFT			
BV45-19-670	1				

3401 FD3MM-210661

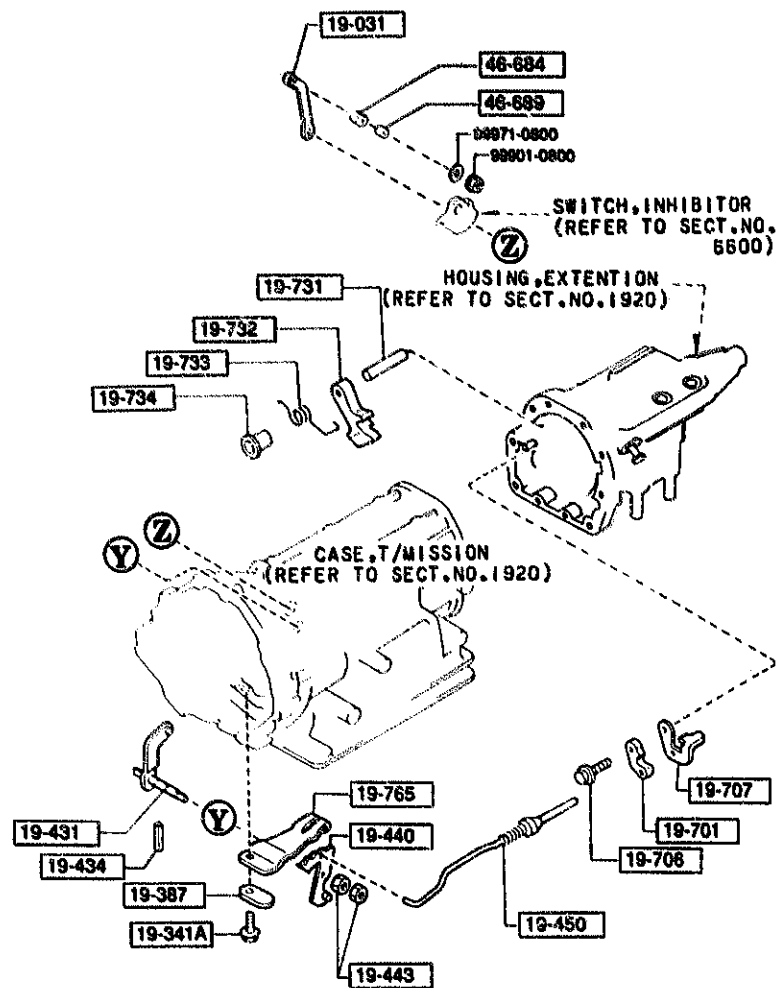
1950 MANUAL LINKAGE SYSTEM (AUTOMATIC)



PART NO.	QTY	MODEL/RESTRICTION	MODEL/RESTRICTION	MODEL/RESTRICTION	FROM-TO
19-031		LEVER, SELECT			
BV65-19-030	1				
19-341A		BOLT			
BV11-19-341	1				
19-387		SPACER			
BV11-19-387	1				
19-431		SHAFT, MANUAL			
BV11-19-431	1				
19-434		PIN			
BV11-19-434	1				
19-440		PLATE, MANUAL			
BV65-19-440	1				
19-443		NUT, SHAFT			
BV45-19-443	2				
19-450		ROD, PARKING			
BV11-19-450	1				
19-701		SUPPORTER, ACTUATOR			
BV11-21-471	1				
19-706		BOLT			
BV11-21-475	2				
19-707		GUIDE, PARKING ROD			
BV11-19-707	1				
19-731		SHAFT, PARKING PAWL			
BV11-21-472	1				
19-732		PAWL, PARKING			
BV11-19-732	1				
19-733		SPRING, PAWL RETURN			
BV11-19-733	1				

1950 -2 M MANUAL LINKAGE SYSTEM (AUTOMATIC)

1950 MANUAL LINKAGE SYSTEM (AUTOMATIC)



PART NO.	QTY	MODEL/RESTRICTION	MODEL/RESTRICTION	MODEL/RESTRICTION	FROM-10
19-734		SPACER, DOWEL			
BV11-19-734	1				
19-765		SPRING			
8V65-19-765	1				
46-684		BUSH			
H380-46-684	1				
46-689		SPACER, CONTROL CABLE			
H380-46-689	1				

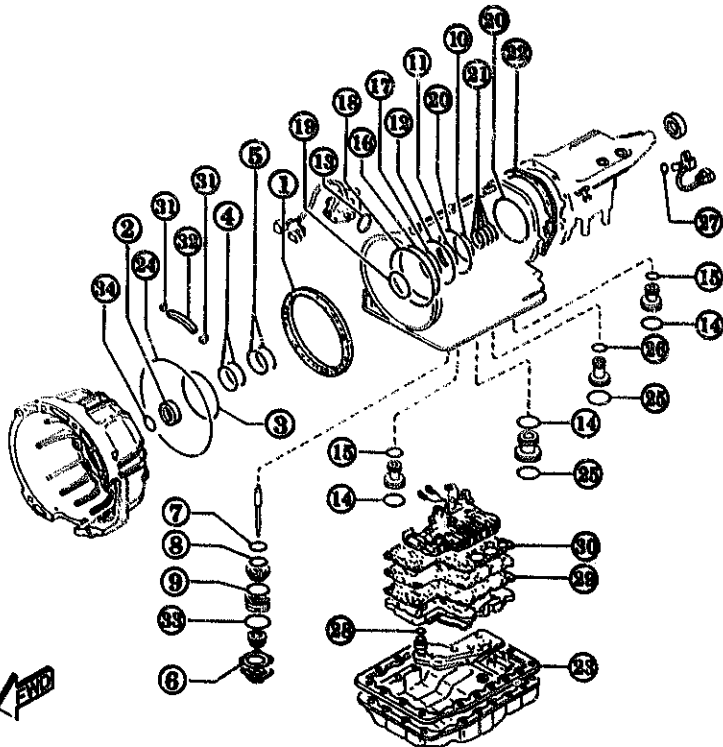
AUFA04

CAT. AUFA04-06

1994-09

22-900

- | | |
|--------------------------------------|-----------------------------------|
| 1-GASKET, OIL PUMP..... (1) | 18-SEAL, OUTER..... (1) |
| 2-SEAL, OIL..... (1) | 19-SEAL, "O" RING..... (1) |
| 3-RING SEAL..... (1) | 20-SEAL, PISTON..... (2) |
| 4-RING SEAL..... (1) | 21-RING SEAL..... (4) |
| 5-RING SEAL..... (1) | 22-GASKET, EXTENTION..... (1) |
| 6-GASKET..... (1) | 23-GASKET, OIL PAN..... (1) |
| 7-SEAL, PISTON..... (1) | 24-RING "O"..... (1) |
| 8-SEAL, PISTON..... (1) | 25-RING "O" -UP, ACCUM..... (2) |
| 9-RING "O"..... (1) | 26-RING "O" -ACCUMULATOR..... (1) |
| 10-SEAL, LATHE CUT..... (1) | 27-RING "O" -ACCUMULATOR..... (1) |
| 11-SEAL, PISTON..... (1) | 28-RING "O"..... (1) |
| 12-SEAL, PISTON..... (1) | 29-GASKET, BODY-LWR..... (1) |
| 13-SEAL, MANUAL SHAFT LEVER..... (1) | 30-GASKET, BODY-UPP..... (1) |
| 14-SEAL, "O" RING..... (3) | 31-SEAL, SIDE..... (2) |
| 15-RING "O"..... (2) | 32-SEAL, FLANGE..... (1) |
| 16-SEAL, LATHE CUT..... (1) | 33-SEAL, LATHE CUT..... (1) |
| 17-SEAL, LATHE CUT..... (1) | 34-RING "O"..... (1) |

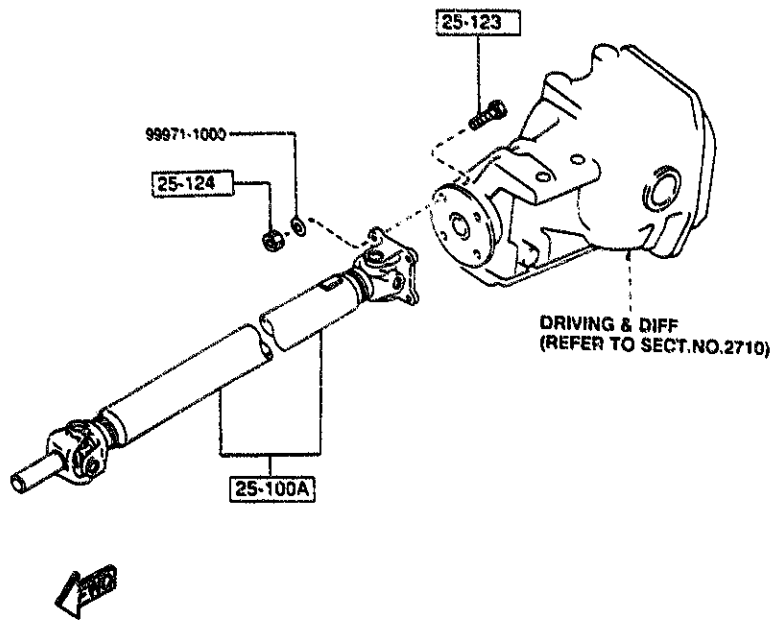


PART NO.	QTY	MODEL/RESTRICTION	MODEL/RESTRICTION	MODEL/RESTRICTION	FROM-TO
22-900		GASKET & SEAL KIT			
BV40-22-900	1				-2C07
BV65-22-900	1				2C07-

2C07 F03MMH-210516

2505 -1 N REAR PROPELLER SHAFT

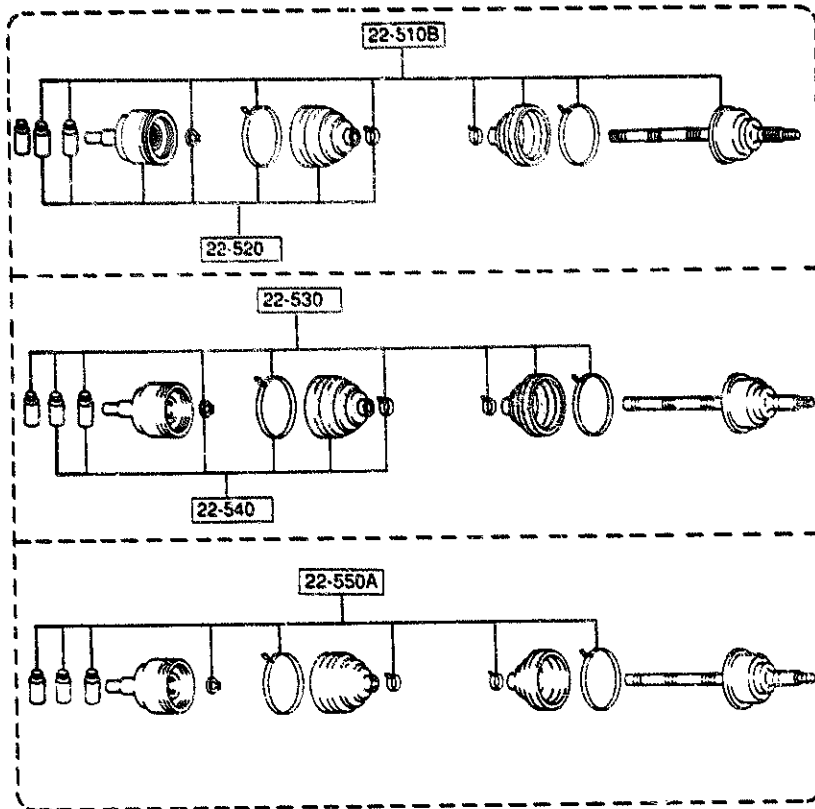
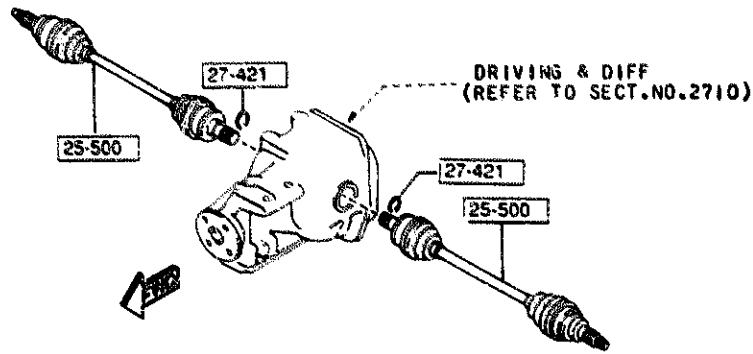
2505 REAR PROPELLER SHAFT



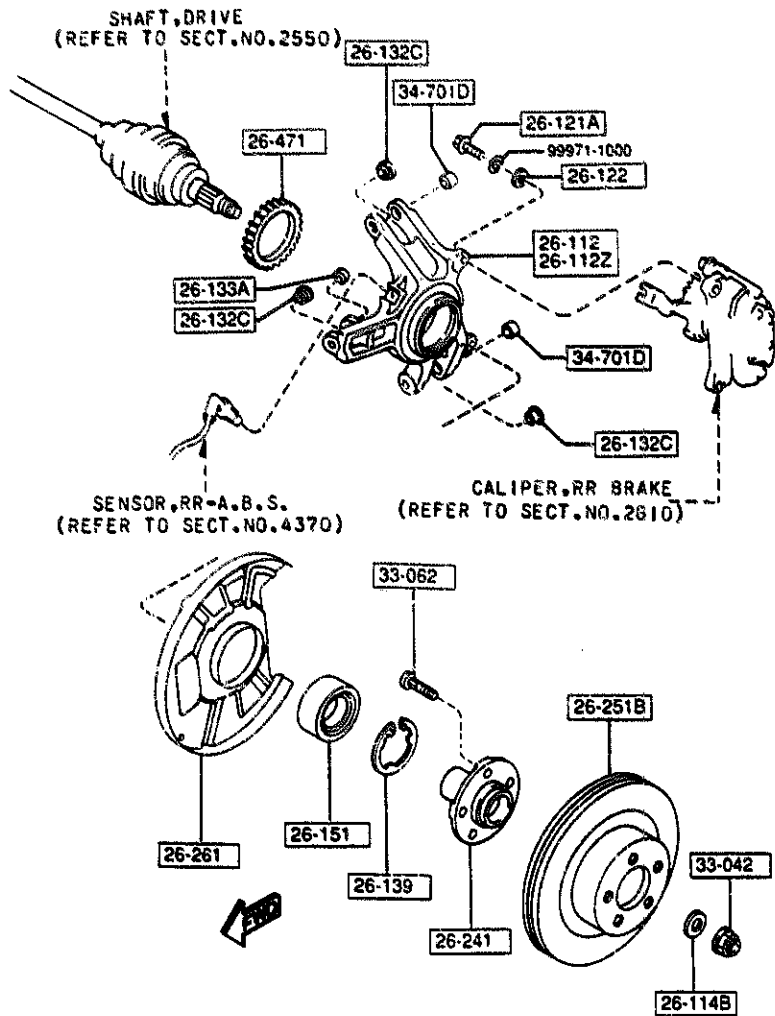
PART NO.	QTY	MODEL/RESTRICTION	MODEL/RESTRICTION	MODEL/RESTRICTION	FROM 10
25-100A		SHAFT, PROPELLER			
PF03-25-100	1	(MT)			
PF04-25-100	1	(AT)			
25-123		BOLT			
P011-25-123	4				
25-124		NUT			
1368-25-124	4				

2550 REAR DRIVE SHAFT

2550 REAR DRIVE SHAFT

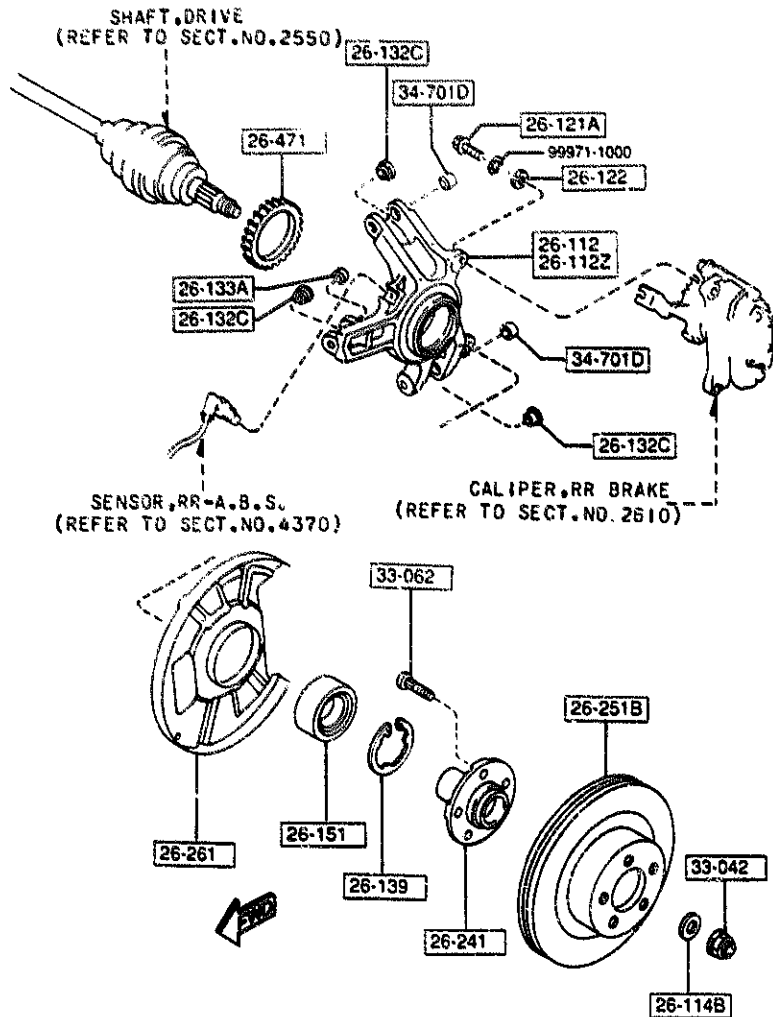


PART NO.	QTY	MODEL/RESTRICTION	MODEL/RESTRICTION	MODEL/RESTRICTION	FROM-TO
22-510B MA10-22-510	2	JOINT SET, OUTER			
22-520 MA10-22-520	2	JOINT SET, INNER			
22-530 MA10-22-530	2	BOOT SET, OUTER JOINT			
22-540 MA10-22-540	2	BOOT SET, INNER JOINT			
22-550A MA10-22-550	2	CLIP SET, DRIVE SHAFT			
25-500 MA10-25-500	2	SHAFT, DRIVE			
27-421 P017-27-421A	2	CLIP			

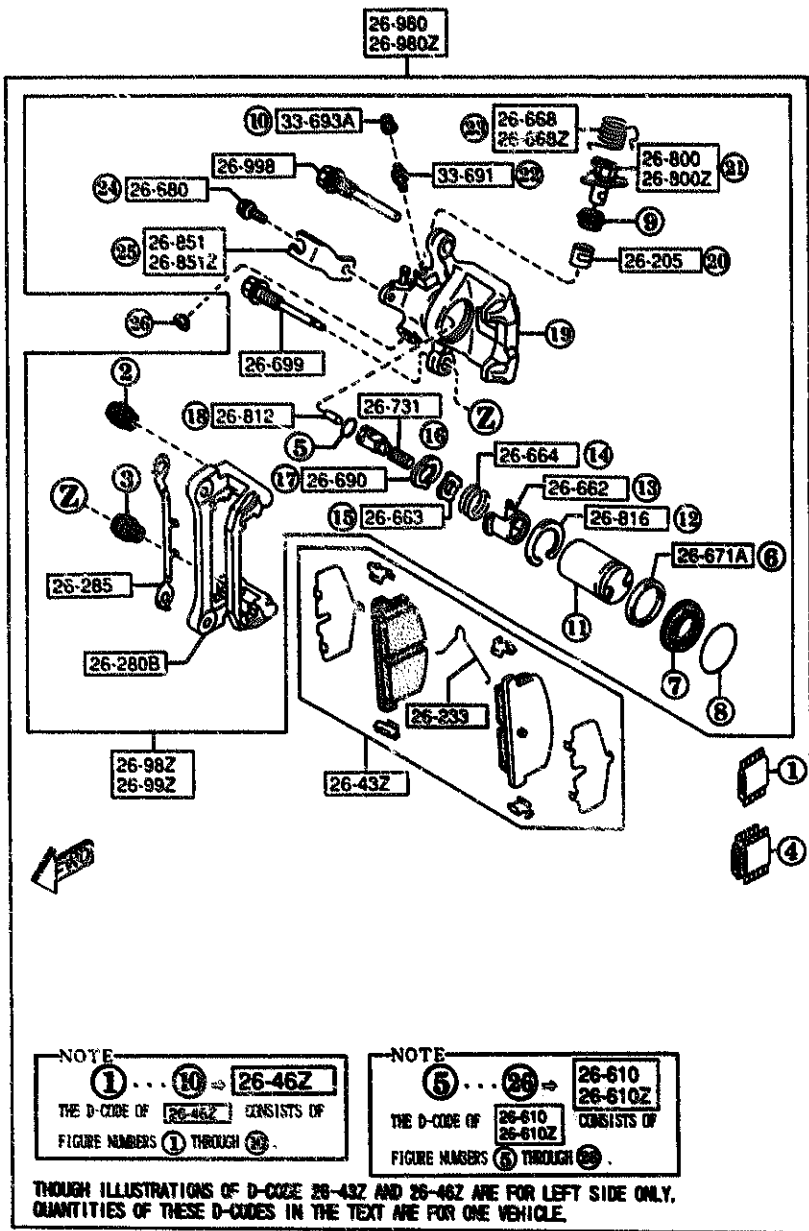


PART NO.	QTY	MODEL/RESTRICTION	MODEL/RESTRICTION	MODEL/RESTRICTION	FROM-TO
26-112		HUB(R), SUPPORT			
FD01-26-112	1				
26-112Z		HUB(L), SUPPORT			
FD01-26-122	1				
26-114B		WASHER, PLAIN			
J001-26-114	2				
26-121A		BOLT, REAR BRAKE			
FB01-26-121A	4				
26-122		WASHER, PLAIN-REAR BRAKE			
FB01-26-122	4				
26-132C		WASHER, SLEEVE-REAR BRAKE			
FD01-26-132A	6				
26-133A		SLEEVE			
FD01-26-133A A (FD01-26-133B)	2				-2101
FD01-26-133B	2				2101-
26-139		RING, RETAINING			
J001-26-139A	2				
26-151		BEARING, WHEEL			
J001-26-151	2				
26-241		FLANGE, REAR AXLE			
J001-26-241B	2				-2901
FD04-26-241	2				2901-
26-251B		PLATE, DISC			
FD01-26-251 AN(FD01-26-25X)	2				-2303
FD01-26-25X	2				2303-
26-261		COVER, DUST			
FD01-26-261	2				
2101 FD3MM-200251 2303 FD3MM-202943 2901 FD3MM-210499					

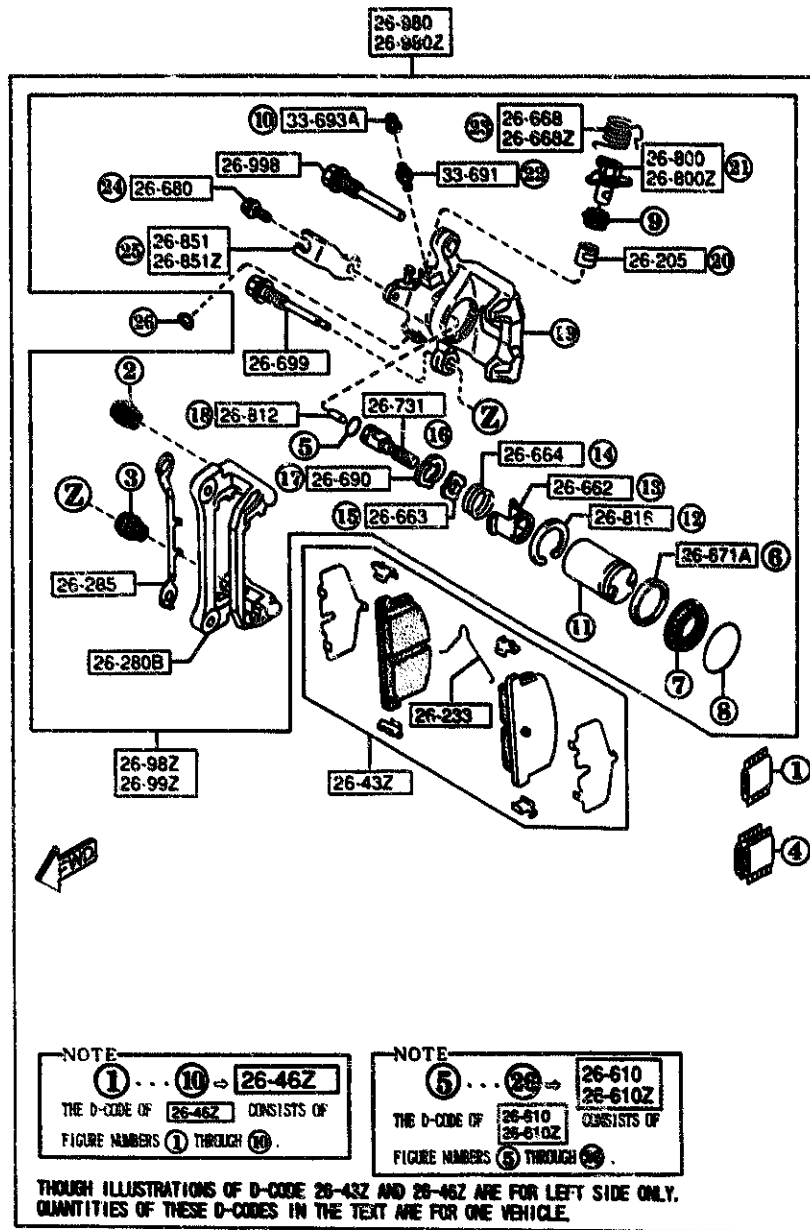
2600 REAR AXLE



PART NO.	QTY	MODEL/RESTRICTION	MODEL/RESTRICTION	MODEL/RESTRICTION	FROM-TO
26-471		ROTOR, SENSOR-RR A.B.S.			
FD04-26-471	2				
33-042		NUT			
LA01-33-042B	2				
33-062		BOLT, HUB			
B455-33-062	10				
34-701D		SLEEVE			
FD01-34-701A A (FD01-34-701B)	4				-2101
FD01-34-701B	4				2101-
2101 FD3MM-200251					



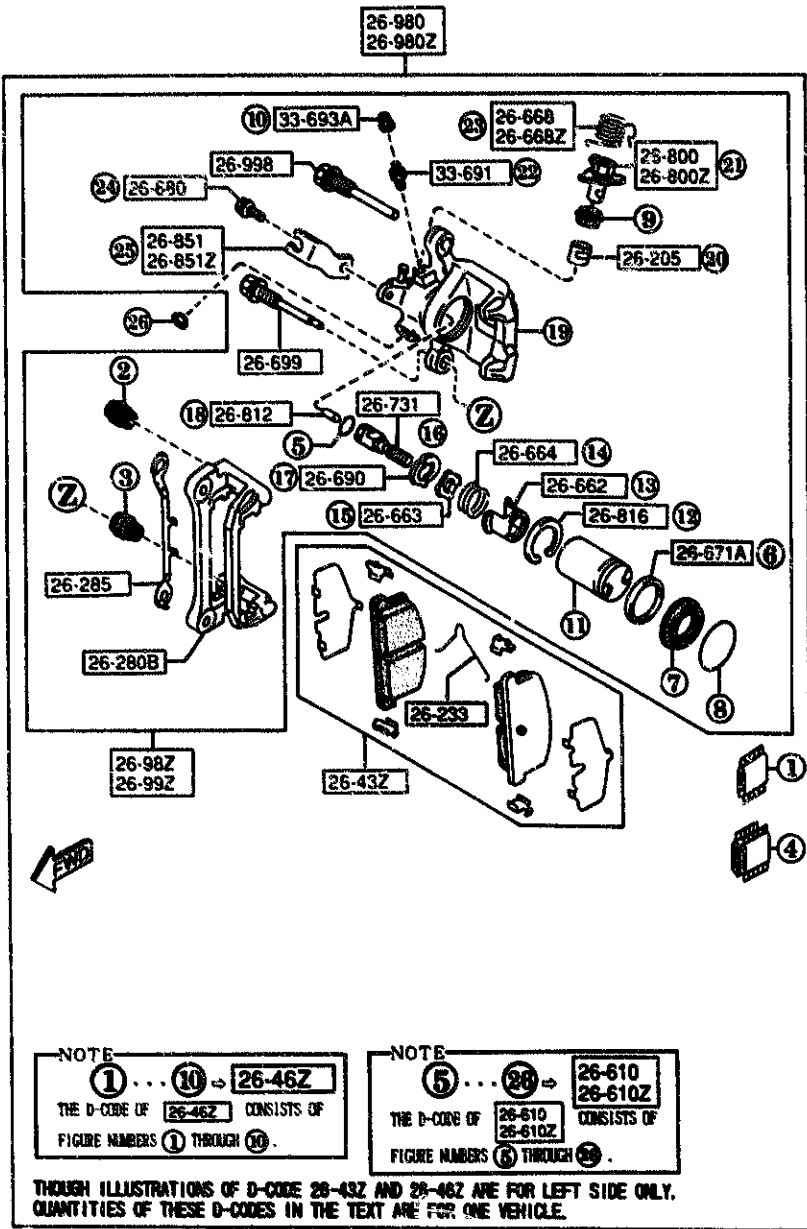
PART NO.	QTY	MODEL/RESTRICTION	MODEL/RESTRICTION	MODEL/RESTRICTION	FROM-TO
26-205		BEARING			
H001-26-205	2				
26-233		SPRING 'V', REAR BRAKE			
FD01-26-233	2				
26-280B		SUPPORT, MOUNTING			
FD01-26-281	2				
26-285		PLATE, GUARD-CALIPER BRAKE			
FD01-26-285A	2				
26-43Z		PAD SET, RR CALIPER NON ASBESTOS			
FDY1-26-43Z	1				
26-46Z		SEAL & BOOT SET, CAL. -RR			
FDY1-26-46Z	1				
26-610		BODY & PISTON(R), CAL IPER			
FD01-26-61X	1				
26-610Z		BODY & PISTON(L), CAL IPER			
FD01-26-71X	1				
26-662		COVER, CASE			
B462-26-662	2				
26-663		WASHER, SPRING			
B462-26-663	2				
26-664		SPRING			
B462-26-664	2				
26-668		SPRING(R), LEVER			
FD01-26-668	1				
26-668Z		SPRING(L), LEVER			
FD01-26-669	1				
26-671A		SEAL, PISTON			



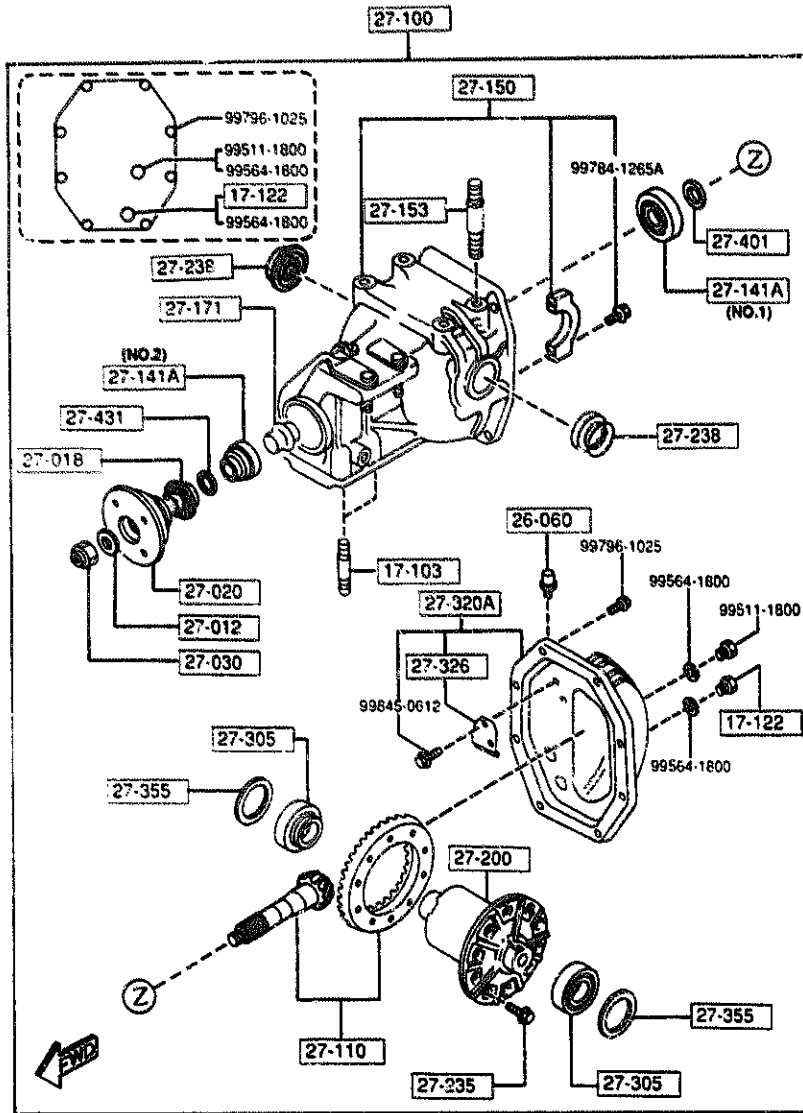
PART NO.	QTY	MODEL/RESTRICTION	MODEL/RESTRICTION	MODEL/RESTRICTION	FROM-10
CONT'D 1243-26-671	2				
26-680		BOLT			
FA18-26-680	2				
26-690		STOPPER,CALIPER-RR			
B462-26-694	2				
26-699		PIN,LOCK			
FD01-26-699	2				
26-731		SPINDLE,ADJUSTER			
FD01-26-731	2				
26-800		LEVER(R),OPERATING			
FD01-26-800	1				
26-800Z		LEVER(L),OPERATING			
FD01-26-810	1				
26-812		LINK,CONNECTING			
H001-26-812	2				
26-816		RING,SNAP-RR CALIPER			
GJ25-26-816	2				
26-851		BRACKET(R),CABLE			
FD01-26-851	1				
26-851Z		BRACKET(L),CABLE			
FD01-26-861	1				
26-982		CALIPER(R),PADLESS-R R			
FD01-26-982	1				
26-980		CALIPER(R),RR BRAKE			
FD01-26-980A	1				
26-980Z		CALIPER(L),RR BRAKE			
FD01-26-990A	1				

2610 REAR BRAKE MECHANISMS

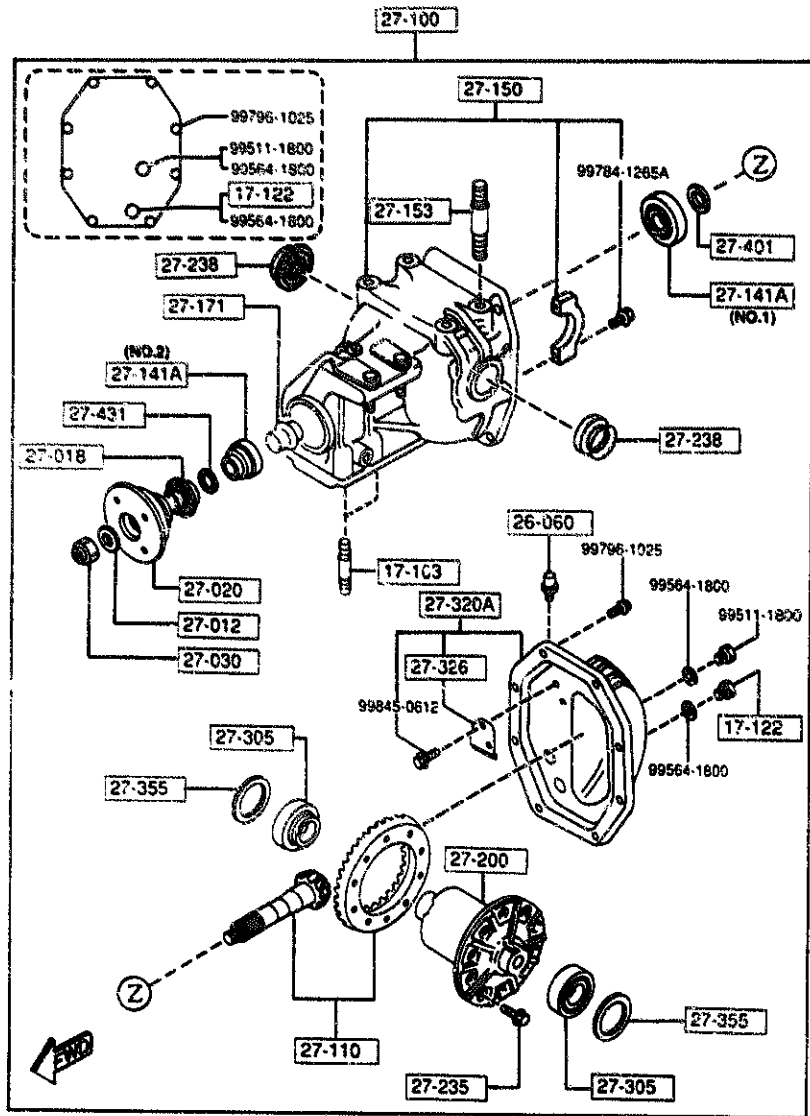
2610 -3 * REAR BRAKE MECHANISMS



PART NO.	QTY	MODEL/RESTRICTION	MODEL/RESTRICTION	MODEL/RESTRICTION	FROM-TO
26-992		CALIPER(L),PADLESS-R			
FD01-26-992	1				
26-998		PIN,GUIDE			
FD01-26-998	2				
33-691		SCREW,BLEEDER			
0233-33-691	2				
33-693A		CAP,BLEEDER SCREW			
1316-33-693	2				



PART NO.	QTY	MODEL/RESTRICTION	MODEL/RESTRICTION	MODEL/RESTRICTION	FROM TO
CONT'D					
0604-27-220	1	(ILLUST. NO.2)			
27-150		CARRIER, DIFFERENTIAL			
R005-27-150	1				
27-153		BOLT			
R003-27-153	4				
27-171		PIECE, DISTANCE			
R004-27-171	1				
27-200		DIFFERENTIAL			
P099-27-200D	1	(MT)			
R006-27-200A	1	(AT)			
27-235		BOLT, RING GEAR			
8051-27-235	10	D=10MM			
8051-27-236	10	D=10.2MM			
27-238		SEAL, OIL			
P043-27-238	2				
27-305		BEARING			
0118-27-350A	2				
27-320A		COVER, REAR			
R005-27-320	1				
27-326		PLATE, BAFFLE			
M005-27-326A	1				
27-355		SHIM, ADJUST			
R001-27-355	2	T=5.5MM			
R001-27-356	2	T=5.75MM			
R001-27-357	2	T=5.6MM			
R001-27-358	2	T=5.65MM			



PART NO.	QTY	MODEL/RESTRICTION	MODEL/RESTRICTION	MODEL/RESTRICTION	FROM TO
CONT'D					
R001-27-408	1	T=3.26MM			
R001-27-409	1	T=3.29MM			
R001-27-411	1	T=3.32MM			
R001-27-412	1	T=3.35MM			
R001-27-413	1	T=3.38MM			
R001-27-414	1	T=3.41MM			
R001-27-415	1	T=3.44MM			
27-431		SPACER			
P044-27-431A AN(PA01-27-431)	1				-2306
P044-27-431A AN(PA01-27-431)	1				-2401
PA01-27-431	1	(MT)			2306-
PA01-27-431	1	(AT)			2401-
2306 FDSMM-203125 2401 FDSMM-204313					

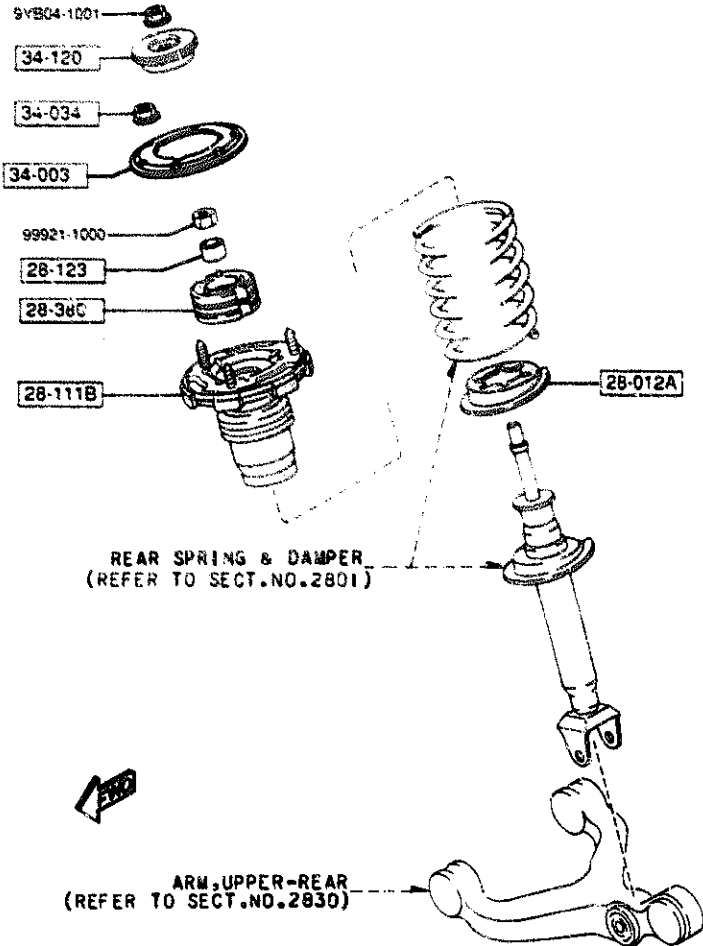
AUFA04

CAT. AUFA04-66

1994-09

2800 REAR SUSPENSION MECHANISMS

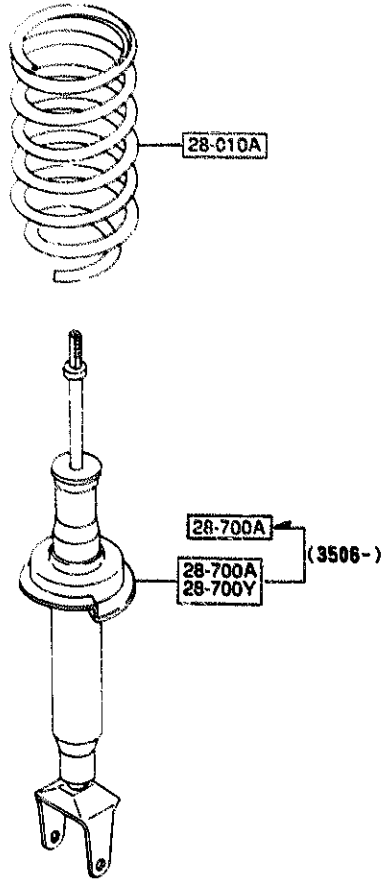
7800 -1 M REAR SUSPENSION MECHANISMS



PART NO.	QTY	MODEL/RESTRICTION	MODEL/RESTRICTION	MODEL/RESTRICTION	FROM TO
28-012A		SHEET, RUBBER			
FD01-28-012	2				
28-111B		STOPPER, BUMP			
FD01-28-110A	2				
28-123		SPACER			
FD01-28-123A	2				
28-380		RUBBER, MOUNTING			
FD01-28-380	2				
34-003		SHEET, FRT DAMPER			
FD01-34-003	2				
34-034		NUT, FLANGE			
HS80-34-034	6				
34-120		STOPPER			
FD01-34-120	2				

2801 REAR SPRING & DAMPER

2801 -1 * REAR SPRING & DAMPER



PART NO.	QTY	MODEL/RESTRICTION	MODEL/RESTRICTION	MODEL/RESTRICTION	FROM TO
<u>28-010A</u>		SPRING, COIL-REAR			
FD03-28-011	2				
<u>28-700A</u>		DAMPER(R), REAR			
FD01-28-700D A (FD01-28-700E)	1				-1C18
FD03-28-700D A (FD03-28-700E)	1				-1C18
FD01-28-700E	1 (NOR. SUSP)				1C18-3506
FD03-28-700E	1 (HARD SUSP)				1C18-3506
FD01-28-700E	2 (NOR. SUSP)				3506-
FD03-28-700E	2 (HARD SUSP)				3506-
<u>28-700Y</u>		DAMPER(L), REAR			
FD01-28-900D A (FD01-28-900E)	1				-1C18
FD03-28-900D A (FD03-28-900E)	1				-1C18
FD01-28-900E AN(FD01-28-700E)	1 (NOR. SUSP)				1C18-3506
FD03-28-900E AN(FD03-28-700E)	1 (HARD SUSP)				1C18-3506
1C18 F03MM-200100 3506 F03MM-310662					



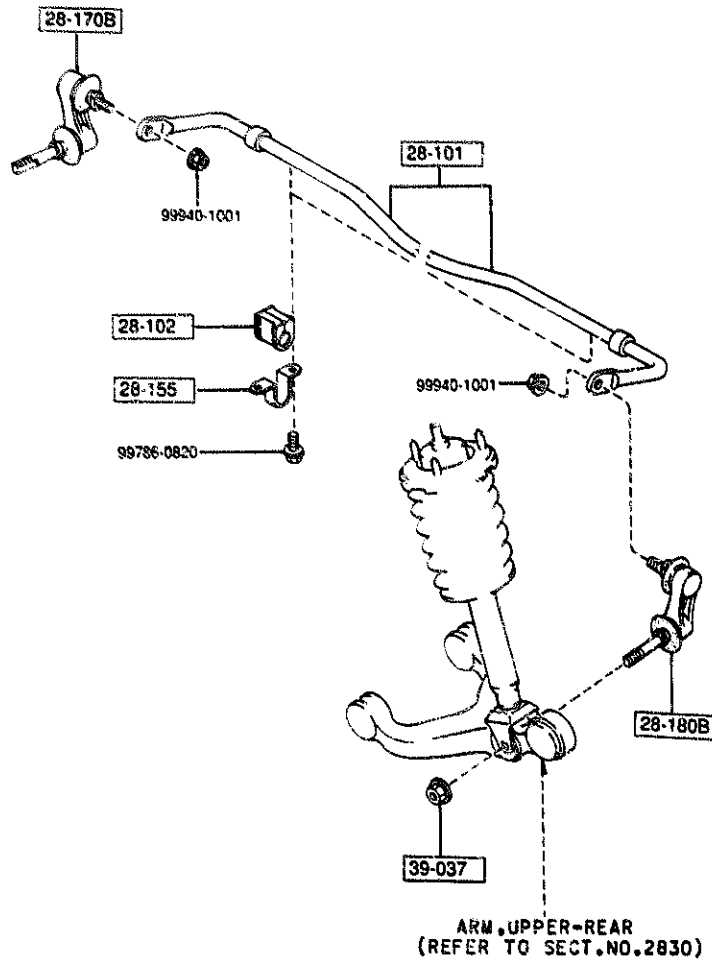
AUFA04

CAT. AUFA04-06

1994-09

2810 REAR STABILIZER

2810 -1 * REAR STABILIZER



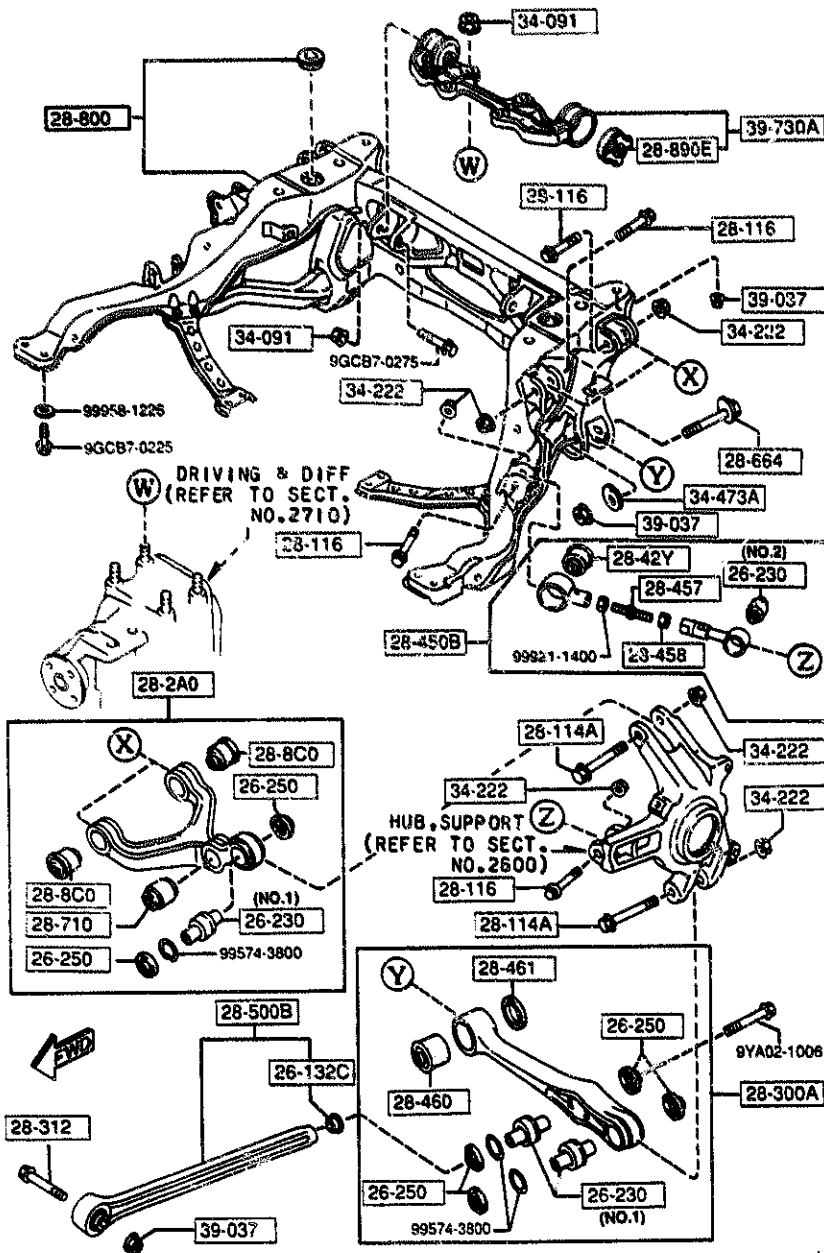
PART NO.	QTY	MODEL/RESTRICTION	MODEL/RESTRICTION	MODEL/RESTRICTION	FROM TO
28-101 FD01-28-191A	1	STABILIZER, RR			
28-102 FD01-28-156B	2	BUSH, STABILIZER-RR			
28-155 FD01-28-155A	2	PLATE, STABILIZER-RR			
28-170B FD01-28-170B	1	LINK, CONTROL-STAB			
28-180B FD01-28-180B	1	LINK, CONTROL			
39-037 B001-39-037B	2	NUT			

AUFA04

CAT. AUFA04-06

1994-09

2830 REAR LOWER ARMS & SUB FRAME



PART NO.	QTY	MODEL/RESTRICTION	MODEL/RESTRICTION	MODEL/RESTRICTION	FROM-TO
26-132C		WASHER, SLEEVE-REAR B RAKE			
FD01-26-132A	2				
26-230		BALL, PILLOW-RR LOWER ARM (ILLUST. NO.1)			
FD01-26-220	6				
FD01-26-230	2	(ILLUST. NO.2)			
26-250		RUBBER, SEAL-RR LOWER ARM			
FD01-26-250	12				
28-114A		BOLT			
FD01-28-114	4				
28-116		BOLT			
FD01-28-116	8				
28-2A0		ARM, UPPER-REAR			
FD01-28-2A0B	2				
28-300A		ARM, LOWER-REAR			
FD01-28-300B	2				
28-312		BOLT 'A', LINK			
H266-28-312	2				
28-42Y		BUSH, PILLOW BALL			
FD01-28-42Y	2				
28-450B		LINK, TOE CONTROL			
FD01-28-450B	2				
28-457		BOLT			
FD01-28-457	2				
28-458		NUT			
FD01-28-458	2				
28-460		BUSHING, LOWER ARM			
FD01-28-460	2				

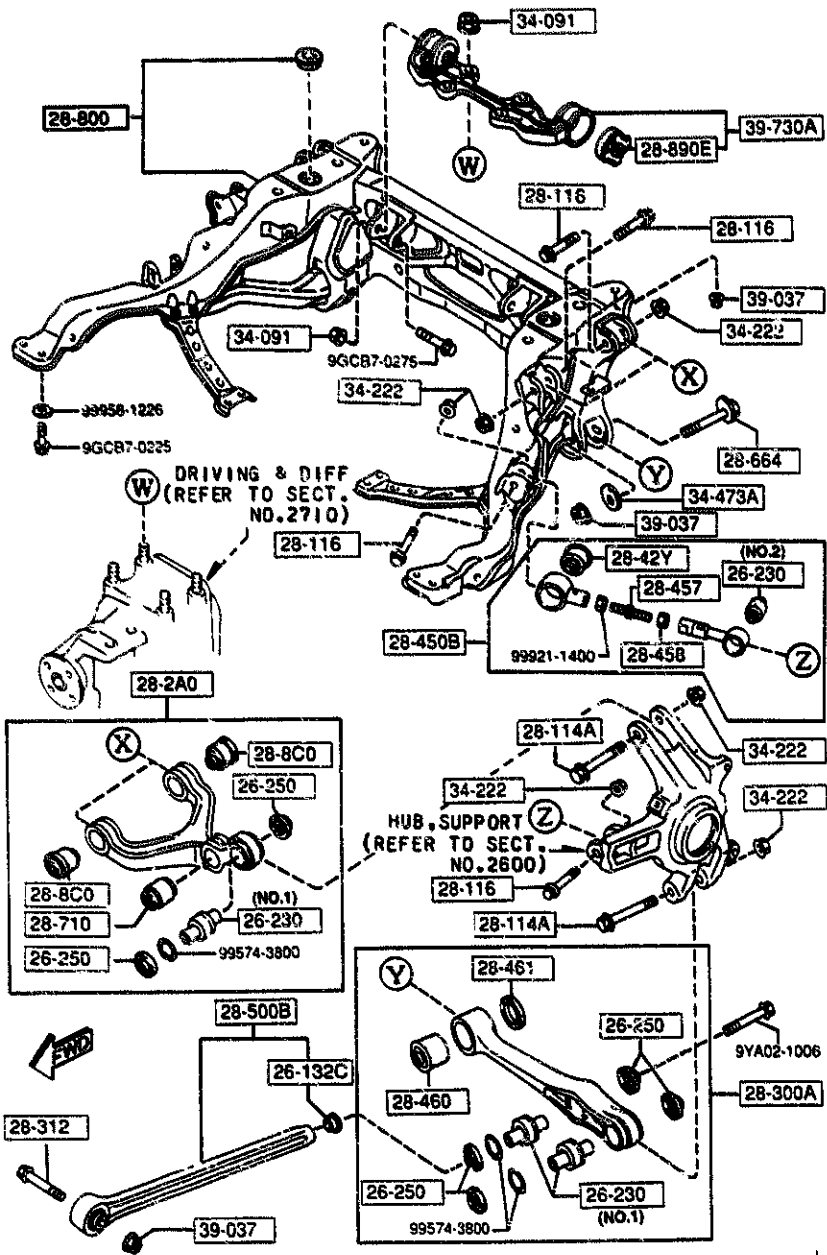
AUFA04

CAT. AUFA04-06

1994-09

2830 -2 W REAR LOWER ARMS & SUB FRAME

2830 REAR LOWER ARMS & SUB FRAME



PART NO.	QTY	MODEL/RESTRICTION	MODEL/RESTRICTION	MODEL/RESTRICTION	FROM TO
28-461		STOPPER, LOWER ARM			
FD01-28-461	2				
28-500B		LINK, LOWER-FRONT			
FD01-28-50X	2 (NOR. SUSP)				
FD03-28-50X	2 (HARD SUSP)				
28-664		BOLT, ADJUST			
FD01-28-664	2				
28-710		BUSH, DAMPER			
FD01-28-710A	2				
28-8C0		BUSHING, RUBBER			
FD01-28-8C0A	4				
28-800		FRAME, SUB			
FD01-28-80XF A (FD01-28-80XH)	1				-1C25
FD01-28-80XH	1				1C25-
28-890E		RUBBER, MOUNT. -DIFF. C ASING			
FD01-28-890A	2				
34-091		NUT			
B455-34-091	6				
34-222		NUT			
8871-34-222	12				
34-473A		PLATE, CAM			
FD01-34-473	2				
39-037		NUT			
8001-39-037B	8				
39-730A		BRACKET, DIFF. MOUNTIN G			
FD01-39-730A	1				
1C25 FD3HW-200147					

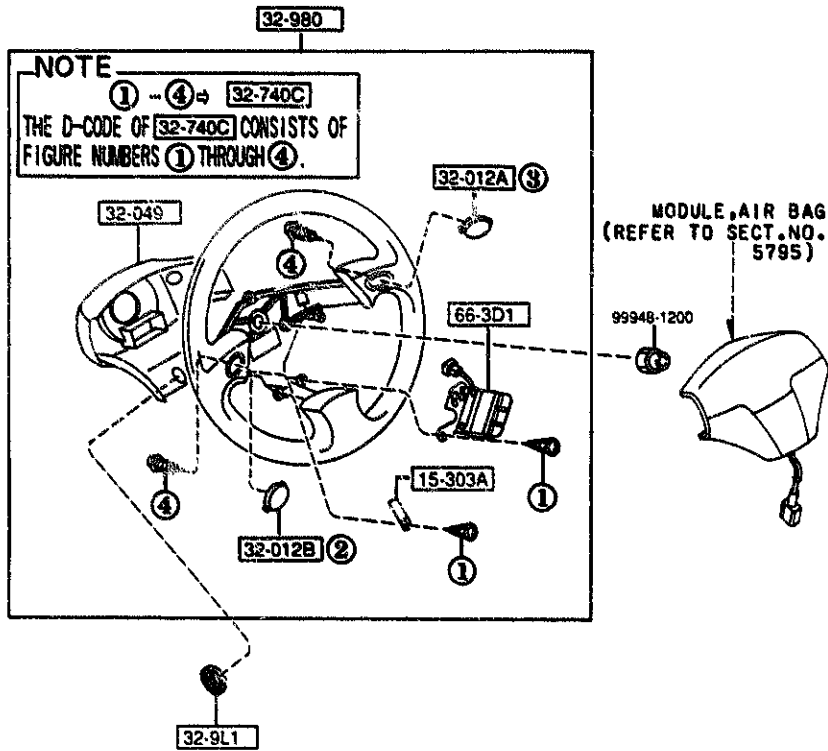
AUFA04

CAT. AUFA04-06

1994-09

3200 STEERING WHEEL

3200 -1 * STEERING WHEEL

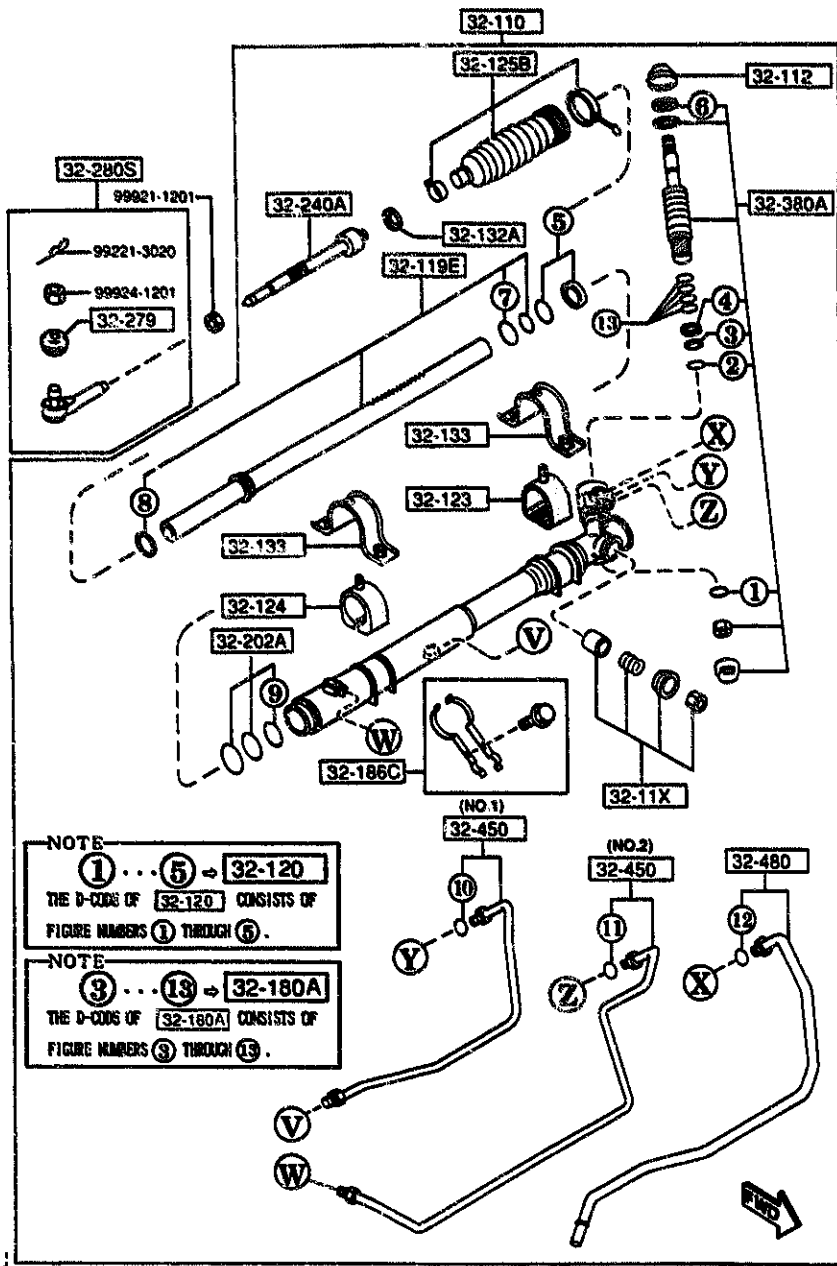


PART NO.	QTY	MODEL/RESTRICTION	MODEL/RESTRICTION	MODEL/RESTRICTION	FROM-TO
15-303A		CLIP			
2667-15-303A	1				-2301
2667-15-303A	2				2301-
32-012A		BUTTON(R), HORN			
FD01-32-81X	1				
32-012B		BUTTON(L), HORN			
FD01-32-810	1				
32-049		COVER, WHEEL CORE			
FD01-32-049	1	(NOR. SUSP)			
FD03-32-049	1	(HARD SUSP)			
32-740C		PARTS SET, ST. WHEEL			
FD01-32-750	1				
32-9L1		CAP			
GA2B-32-9L1	3				-3403
32-980		BOSS, STEERING WHEEL			
FD01-32-980D	1	(NOR. SUSP)			
FD03-32-980D	1	(HARD SUSP)			
66-3D1		SWITCH, AUTO CRUISE			
FD03-66-3D1A	1	(NOR. SUSP)			

2301 F03MXX-202878
 3403 F03MXX-210661

3220 STEERING GEAR

3220 -1 STEERING GEAR



NOTE
 ① ... ⑥ → 32-120
 THE D-CODES OF 32-120 CONSISTS OF
 FIGURE NUMBERS ① THROUGH ⑥.

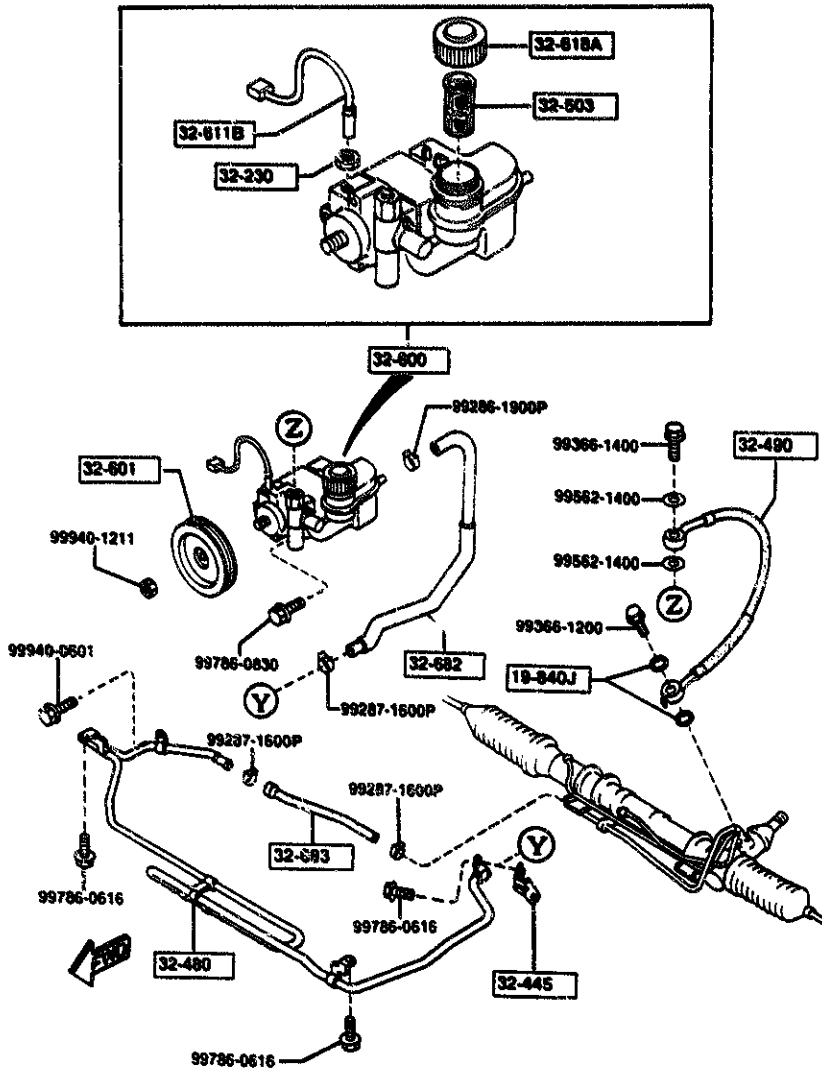
NOTE
 ③ ... ⑬ → 32-180A
 THE D-CODES OF 32-180A CONSISTS OF
 FIGURE NUMBERS ③ THROUGH ⑬.

PART NO.	QTY	MODEL/RESTRICTION	MODEL/RESTRICTION	MODEL/RESTRICTION	FROM-TO
32-11X		YOKE SET,SUPPORT-ST. GEAR			
FD01-32-11X	1				
32-110		GEAR,STEERING			
FD01-32-110B AN(FD01-32-110C)	1				-2612
FD01-32-110C A (FD01-32-110D)	1				2612-3201
FD01-32-110D	1				3201-
32-11E		COVER,DUST			
FD01-32-11E	1				
32-119E		RACK,STEERING GEAR			
FD01-32-119	1				
32-120		HOUSING,GEAR			
FD01-32-120	1				
32-123		RUBBER,MOUNTING			
FD01-32-123	1				
32-124		RUBBER,MOUNTING			
FD01-32-124	1				
32-125B		BOOT,RACK			
FD01-32-125 A (FD01-32-125A)	1	(FOR LEFT)			-3201
FD02-32-125 A (FD02-32-125A)	1	(FOR RIGHT)			-3201
FD01-32-125A	1	(FOR LEFT)			3201-
FD02-32-125A	1	(FOR RIGHT)			3201-
32-132A		WASHER			
FD01-32-132	2				
32-133		PLATE,CLAMP			
FD01-32-133	2				
32-180A		SEAL KIT,ST. GEAR			
FD01-32-180	1				
2612 FDSMM-207742					
3201 FDSMM-210578					

AUFA04

CAT. AUFA04-06

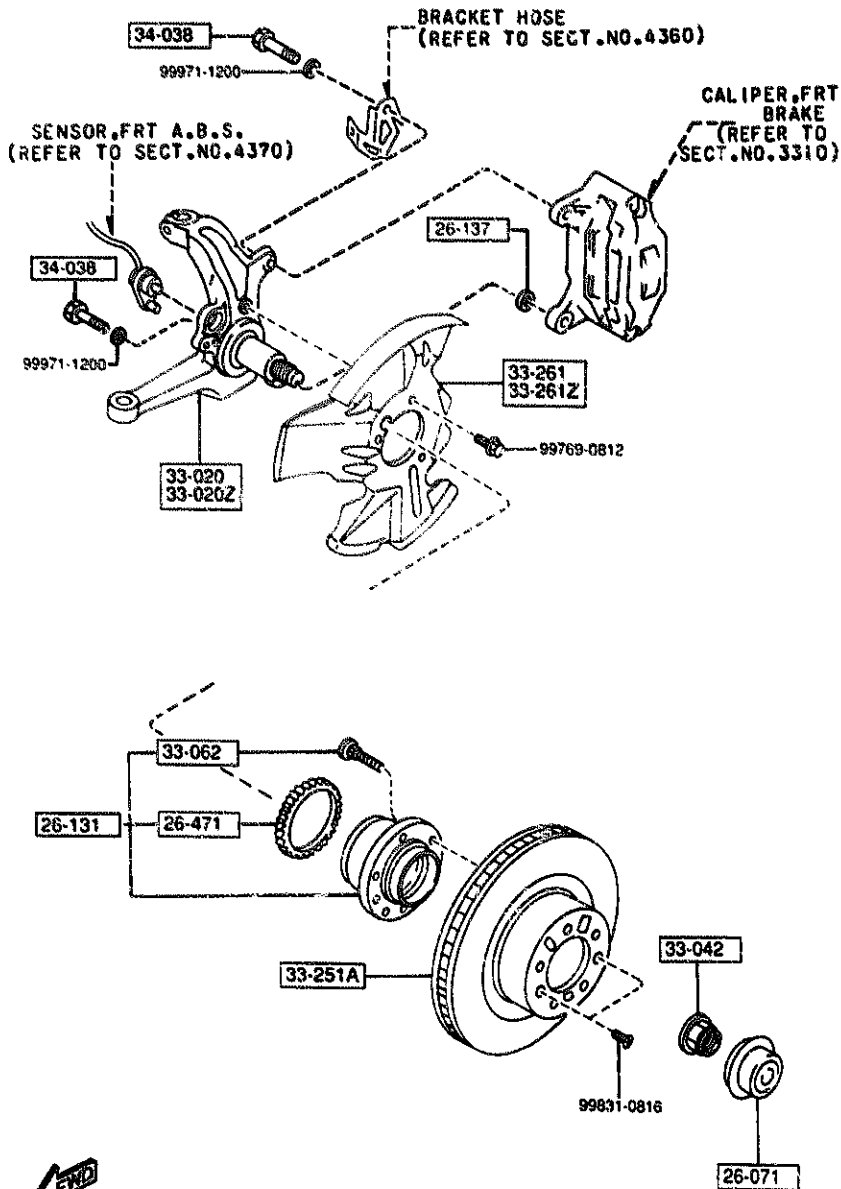
1994-09



PART NO.	QTY	MODEL/RESTRICTION	MODEL/RESTRICTION	MODEL/RESTRICTION	FRGN TO
19-840J 99941-01401	2	RING, 'C'			
32-230 M38U-32-230	1	SENSOR, STEERING PRES SURE			
32-445 FD01-32-48YA	1	CLIP			-2301
32-480 FD01-32-480 AN(FD01-32-480F)	1	PIPE, RETURN			-2310
32-480F FD01-32-480F	1				2310-
32-490 FD01-32-490C A (FD01-32-490D)	1	HOSE, PRESSURE			-1C21
32-490D FD01-32-490D	1				1C21-
32-503 BR71-32-503	1	STRAINER			
32-600 FD01-32-600C	1	PUMP, VANE			
32-601 FD01-32-620B	1	PULLEY, VANE PUMP			
32-611B FD01-32-611A	1	HARNESS			
32-618A G211-32-618A	1	CAP, VANE PUMP TANK			
32-682 FD01-32-682E	1	HOSE, RETURN			
32-683 FD01-32-683A	1	CLAMP			
1C21 FDSMXX-200106 2301 FDSMXX-202878 2310 FDSMXX-203276					

3300 -1 M FRONT AXLE

3300 FRONT AXLE

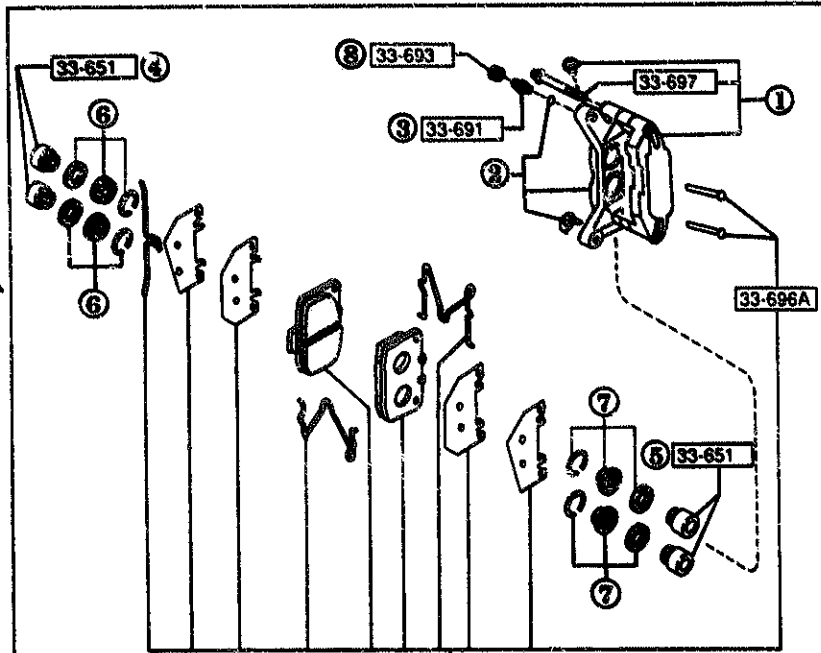


PART NO.	QTY	MODEL/RESTRICTION	MODEL/RESTRICTION	MODEL/RESTRICTION	FROM-10
26-071		CAP, HUB			
GAZA-26-071	2				
26-131		BEARING & HUB			
MGAS5-26-15X	2				
26-137		WASHER, PLAIN-LOWER ARM			
FD01-26-137	2				
26-471		ROTOR, SENSOR-RR A.B.S.			
GA55-26-471	2				
33-020		KNUCKLE(R), STEERING			
FD01-33-021A	1				
33-020Z		KNUCKLE(L), STEERING			
FD01-33-031A	1				
33-042		NUT			
LA01-33-042B	2				
33-062		BOLT, HUB			
J00Y-33-062	10				
33-251A		PLATE, DISC			
FD01-33-25X	2				
33-261		COVER(R), DUST			
FD01-33-261B	1				
33-261Z		COVER(L), DUST			
FD01-33-271B	1				
34-038		BOLT, DAMPER-REAR			
LA01-34-038	4				

AUFA04

CAT. AUFA04-06

1994-09



33-232

NOTE
 ① . . . ⑦ ⇒ 33-610
 33-610Z
 THE D-CODE OF 33-610
 33-610Z CONSISTS OF
 FIGURE NUMBERS ① THROUGH ⑦.

NOTE
 ① . . . ⑧ ⇒ 33-693
 33-692
 THE D-CODE OF 33-693
 33-692 CONSISTS OF
 FIGURE NUMBERS ① THROUGH ⑧.

NOTE
 ⑥ . . . ⑧ ⇒ 49-240C
 THE D-CODE OF 49-240C
 CONSISTS OF
 FIGURE NUMBERS ⑥ THROUGH ⑧.

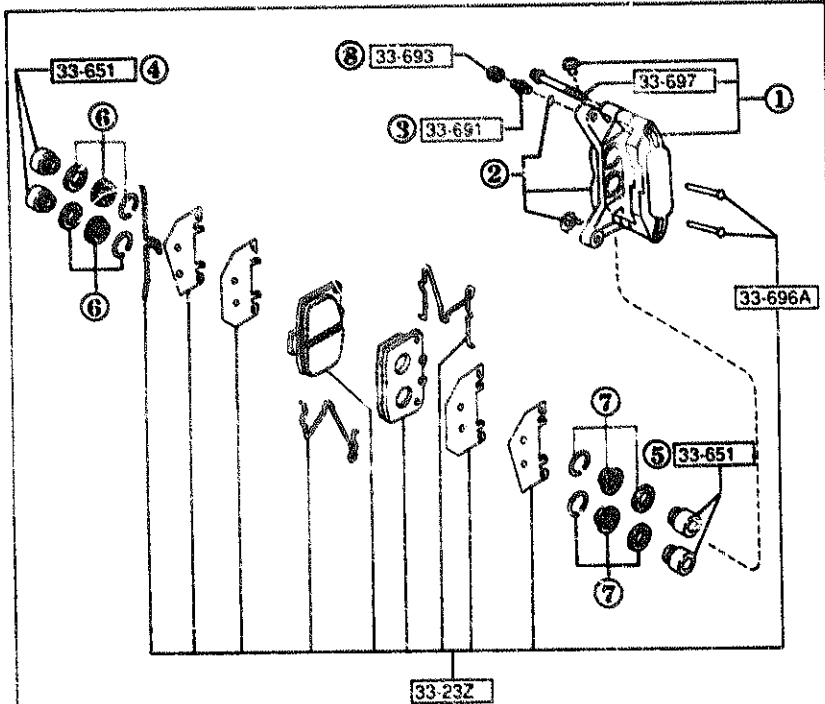
THOUGH ILLUSTRATIONS OF D-CODE 49-240C AND 33-232 ARE FOR LEFT SIDE ONLY,
 QUANTITIES OF THESE D-CODES IN THE TEXT ARE FOR ONE VEHICLE.

33-980
 33-980Z

PART NO.	QTY	MODEL/RESTRICTION	MODEL/RESTRICTION	MODEL/RESTRICTION	FROM TO
33-232 FD23-33-232	1	PAD SET,FRT CALIPER NON ASBESTOS			
33-610 FD01-33-610A	1	BODY & PISTON(R),CALIPER			
33-610Z FD01-33-710A	1	BODY & PISTON(L),CALIPER			
33-651 FB05-33-651A	6	PISTON,CALIPER-FRT			
33-691 B001-33-691	2	SCREW,BLEEDER			
33-693 FB05-33-693	2	CAP,RUBBER			
33-696A FD01-33-696	4	PIN,PAD-FRONT BRAKE			
33-697 FD01-33-697	8	BOLT,BRIDGE-FRT BRAKE			
33-982 FD13-33-982	1	CALIPER(R),PADLESS-FR			
33-980 FD13-33-980A AN(FD13-33-980B)	1	CALIPER(R),FRT BRAKE			-3114
33-980B FD13-33-980B	1				3114-
33-980Z FD13-33-980A AN(FD13-33-980B)	1	CALIPER(L),FRT BRAKE			-3114
33-980B FD13-33-980B	1				3114-
33-992 FD13-33-992	1	CALIPER(L),PADLESS-FR			

3114 FD3MM-210571





33-232

NOTE
 ① ... ⑦ ⇔ 33-610
 33-610Z
 THE D-CODE OF 33-610
 33-610Z CONSISTS OF
 FIGURE NUMBERS ① THROUGH ⑦.

NOTE
 ① ... ⑧ ⇔ 33-982
 33-99Z
 THE D-CODE OF 33-982
 33-99Z CONSISTS OF
 FIGURE NUMBERS ① THROUGH ⑧.

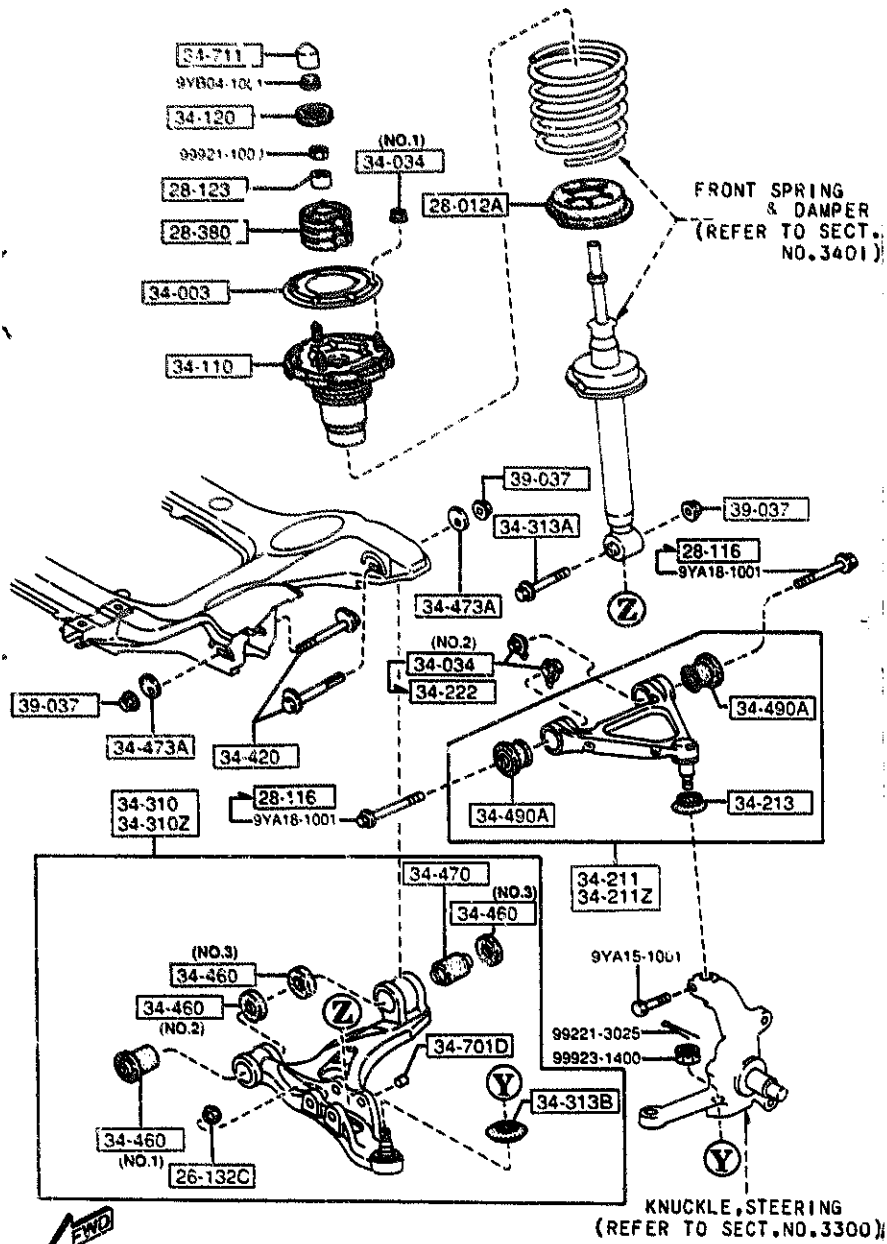
NOTE
 ⑥ ... ⑧ ⇔ 49-240C
 THE D-CODE OF 49-240C
 CONSISTS OF
 FIGURE NUMBERS ⑥ THROUGH ⑧.

THOUGH ILLUSTRATIONS OF D-CODE 49-240C AND 33-232 ARE FOR LEFT SIDE ONLY.
 QUANTITIES OF THESE D-CODES IN THE TEXT ARE FOR ONE VEHICLE.

33-980
 33-980Z



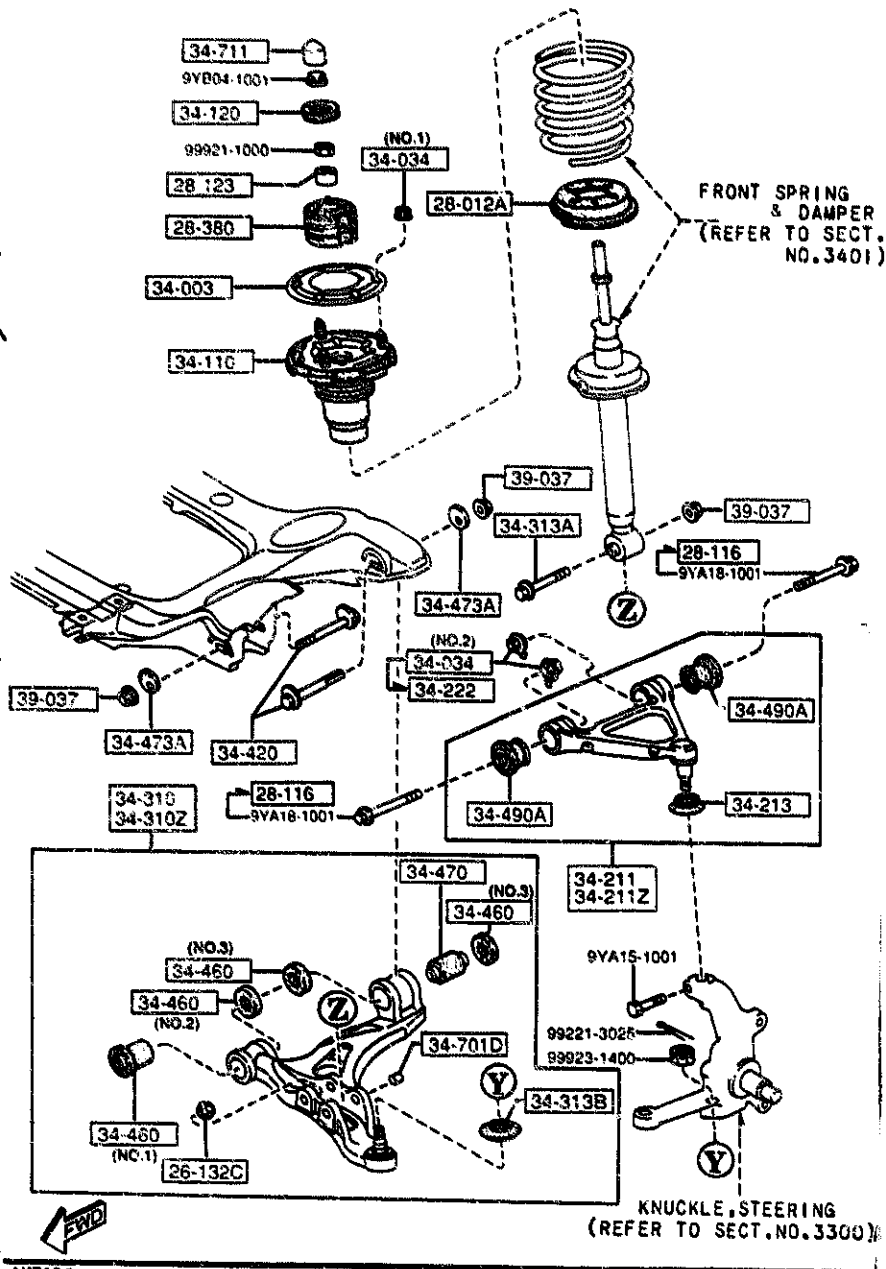
PART NO.	QTY	MODEL/RESTRICTION	MODEL/RESTRICTION	MODEL/RESTRICTION	FROM TO
49-240C FB05-49-240	1	SEAL KIT,CALIPER-FRT			



PART NO.	QTY	MODEL/RESTRICTION	MODEL/RESTRICTION	MODEL/RESTRICTION	FROM TO
26-132C		WASHER, SLEEVE-REAR Ø RAKE			
FB01-26-132	2				
28-012A		SHEET, RUBBER			
FD01-28-012	2				
28-116		BOLT			
FD01-28-116	4				2301-
28-123		SPACER			
FD01-28-123A	2				
28-380		RUBBER, MOUNTING			
FD01-28-380	2				
34-003		SHEET, FRT DAMPER			
FD01-34-003	2				
34-034		NUT, FLANGE			
H380-34-034	6	(ILLUST. NO. 1)			
FD01-34-034	4	(ILLUST. NO. 2)			-2101
AN(FD01-34-034A)					2101-2116
FD01-34-034A	4	(ILLUST. NO. 2)			
AN(8871-34-222)					
34-110		BUMPER, BOUND			
FD01-34-110A	2				-2101
A (FD01-34-110C)					
FD01-34-110C	2				2101-
34-120		STOPPER			
FD01-34-120	2				
34-211		ARM(R), UPPER			
FD01-34-200B	1				
34-211Z		ARM(L), UPPER			
FD01-34-250B	1				
34-213		BOOT, BALL JOINT-UP. A RM			
FD01-34-213	2				

2101 FD3MM-200251
2116 FD3MM-200717
2301 FD3MM-202878

3400 FRONT SUSPENSION MECHANISMS



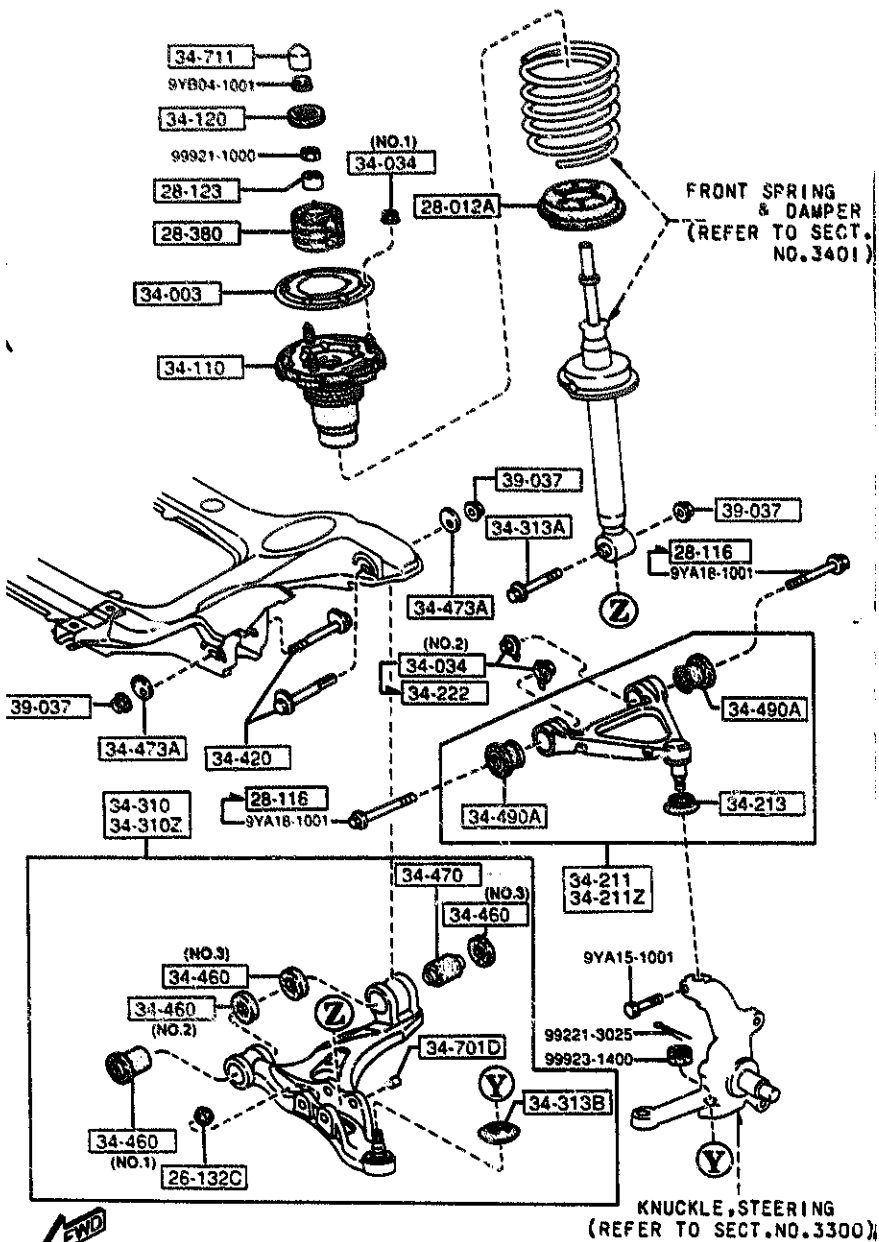
PART NO.	QTY	MODEL/RESTRICTION	MODEL/RESTRICTION	MODEL/RESTRICTION	FROM TO
34-222		NUT			
8871-34-222	4				2116-
34-310		ARM(R), LOWER			
FD01-34-300D A (FD01-34-300E)	1				-2101
FD01-34-300E	1				2101-
34-310Z		ARM(L), LOWER			
FD01-34-350D A (FD01-34-350E)	1				-2101
FD01-34-350E	1				2101-
34-313A		BOLT			
H260-34-313	2				
34-313B		BOOT, BALL JOINT-LWR ARM			
FD01-34-313	2				
34-420		BOLT, ADJUST			
FD01-34-420	4				
34-460		BUSH, RUBBER-LWR ARM			
FD01-34-460B	2	(ILLUST. NO. 1)			
FD01-34-461	2	(ILLUST. NO. 2)			
FD01-34-471A	4	(ILLUST. NO. 3)			
34-470		BUSHING, RUBBER-FRT			
FD01-34-470A	2				
34-473A		PLATE, CAM			
FD01-34-473	4				
34-490A		BUSHING, RUBBER			
FD01-34-480A	4				
34-701D		SLEEVE			
FD01-34-701A A (FD01-34-701B)	2				-2101
FD01-34-701C	2				2101-

2101 F03MHW-200251
2116 F03MHW-200717

AUFA04

CAT. AUFA04-06

1994-09



PART NO.	QTY	MODEL/RESTRICTION	MODEL/RESTRICTION	MODEL/RESTRICTION	FROM TO
34-711		CAP			
FD01-34-711A	2				
39-037		NUT			
8001-39-037B	6				

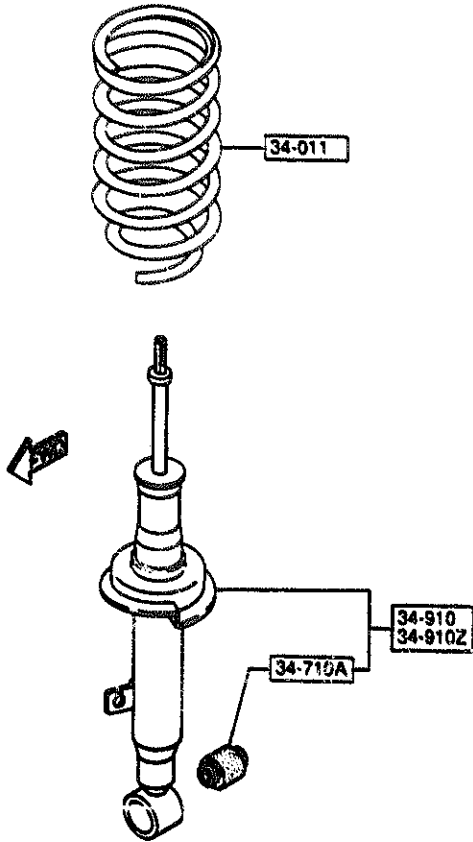
AUFA04

CAT. AUFA04-06

1994-09

3401 FRONT SPRING & DAMPER

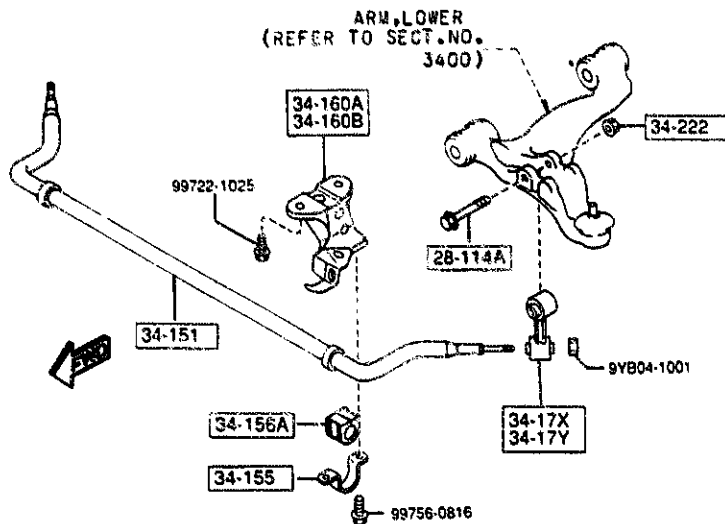
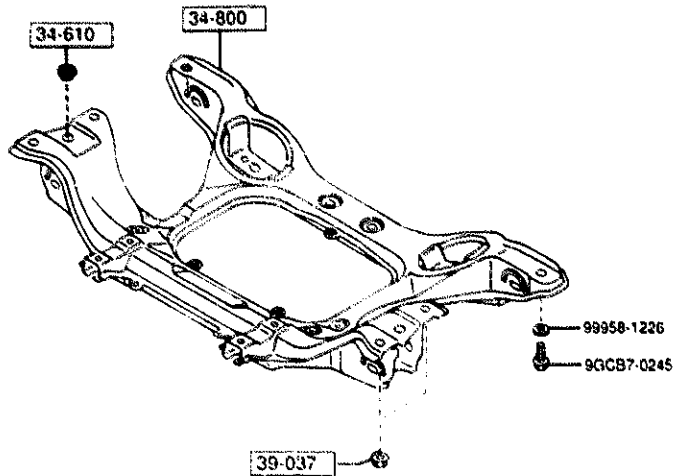
3401 -1 * FRONT SPRING & DAMPER



PART NO.	QTY	MODEL/RESTRICTION	MODEL/RESTRICTION	MODEL/RESTRICTION	FROM-TO
34-011 FD03-34-011	2	SPRING, COIL-FRONT			
34-710A FD01-34-710A	2	BUSHING, DAMPER-LOWER			
34-910 FD01-34-700B FD03-34-700C	1 1	DAMPER(R), FRONT (NDR. SUSP) (HARD SUSP)			
34-910Z FD01-34-900B FD03-34-900C	1 1	DAMPER(L), FRONT (NDR. SUSP) (HARD SUSP)			

3410 -1 * CROSSMEMBER & STABILIZER

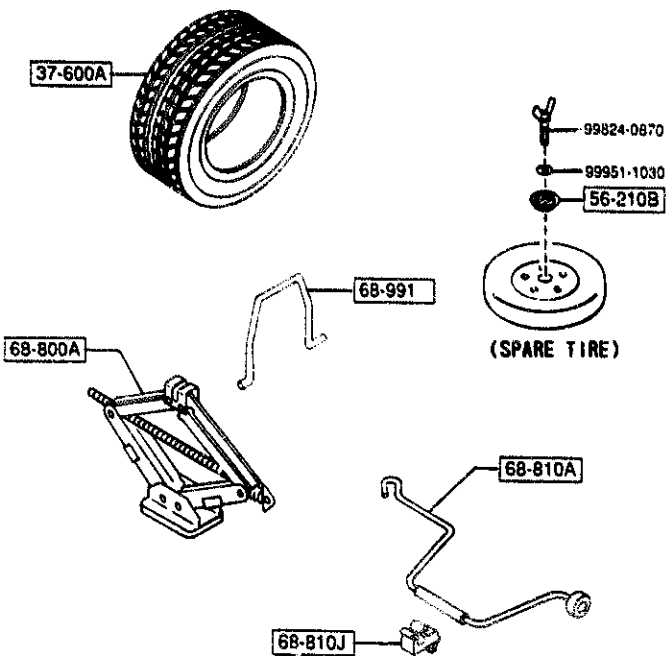
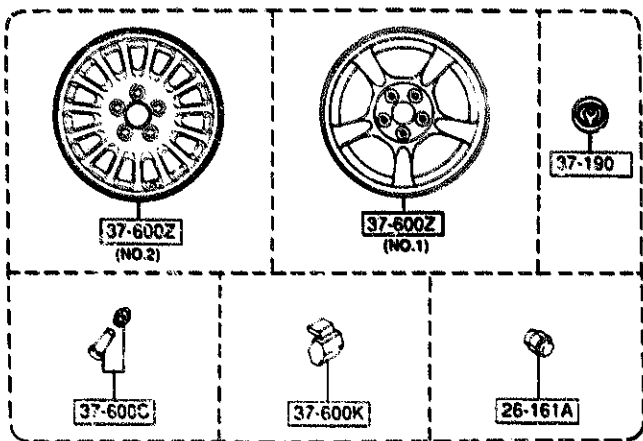
3410 CROSSMEMBER & STABILIZER



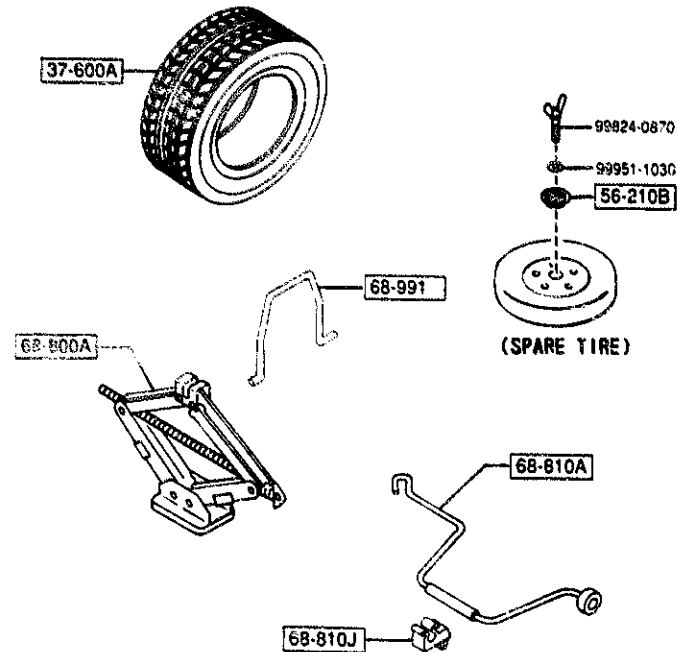
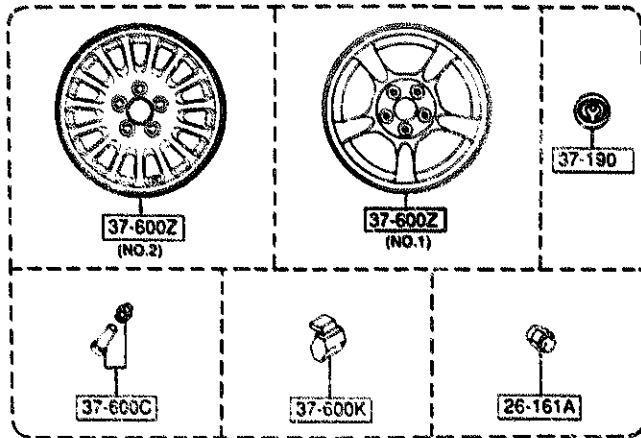
PART NO.	QTY	MODEL/RESTRICTION	MODEL/RESTRICTION	MODEL/RESTRICTION	FROM-TO
28-114A		BOLT			
FD01-28-114	2				
34-151		STABILIZER, FRONT			
FD01-34-151A	1				
34-155		PLATE, STABILIZER			
FD01-34-155	2				
34-156A		RUBBER, STAB -FRT			
FD01-34-156	2				
34-160A		BRACKET, STABILIZER			
FD01-34-160C A (FD01-34-160D)	1				-2203
FD01-34-160D	1				2203-
34-160B		BRACKET, STABILIZER			
FD01-34-180B A (FD01-34-180C)	1				-2203
FD01-34-180C	1				2203-
34-17X		LINK(R), FRONT STABILIZER			
FD01-34-17X	1				
34-17Y		LINK(L), FRONT STABILIZER			
FD01-34-19X	1				
34-222		NUT			
8871-34-222	2				
34-610		RUBBER, MOUNTING			
FD01-34-610A	2				
34-800		MEMBER, CROSS			
FD01-34-800G	1				
39-037		NUT			
B001-39-037B	4				
2203 FD3MXX-201456					

3700 -1 TIRES & JACK

3700 TIRES & JACK



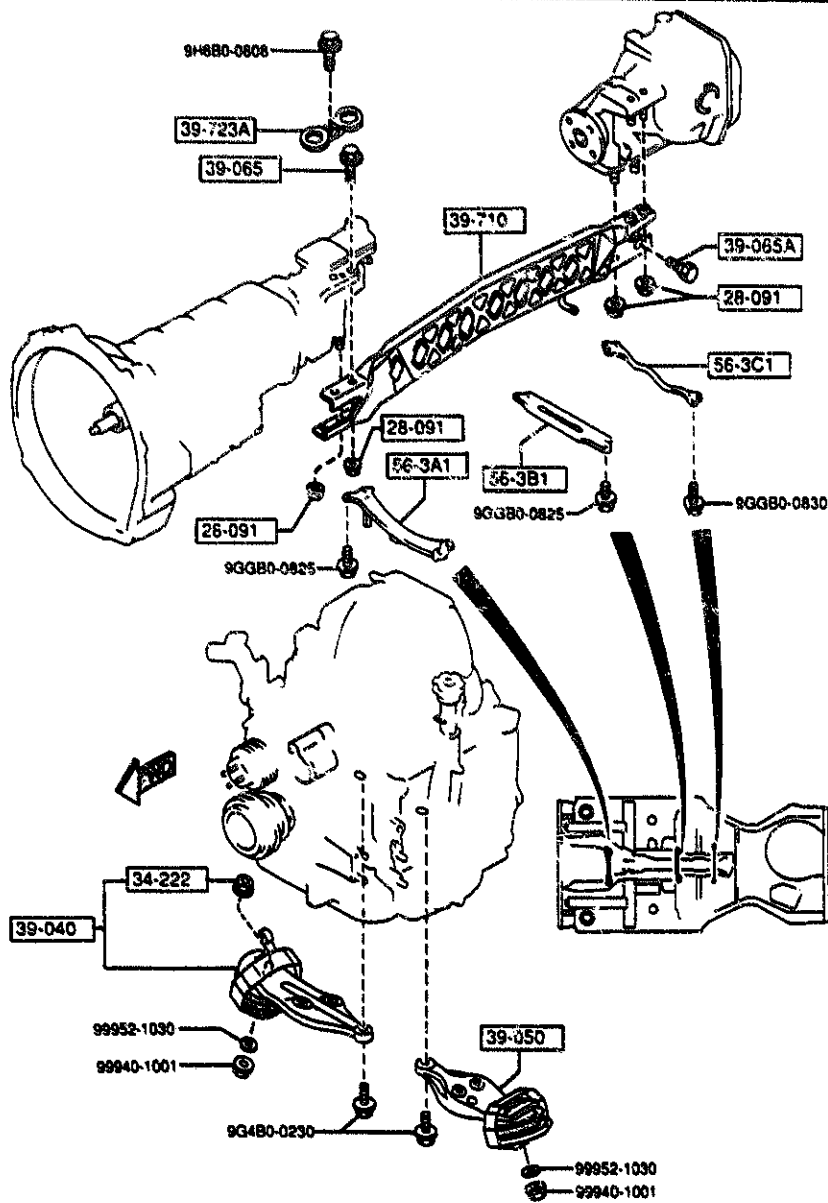
PART NO.	QTY	MODEL/RESTRICTION	MODEL/RESTRICTION	MODEL/RESTRICTION	FROM-TO
26-161A B002-37-160	20	NUT, HUB PLATED			
37-190 FD01-37-191A A (FD01-37-191B)	4	CAP, CENTER			-2218
FD01-37-191B	4				2218-
37-600A 90620-17636	1	TIRE T135/70D16 8S			
90620-59726	2	P225/50ZR16			
90620-75726	4	225/50R16			
90621-65726	2	P225/50ZR16			
90621-85726	4	P225/50R16 91V			
90622-65726	4	225/50R16			2C01-
37-600C 99636-04130	5	VALVE, AIR TR413			
37-600K 99655-90003	4	WEIGHT, DISC WHEEL-AL UMI 5G FOR 1-PIECE WHL			
99655-90010	4	10G FOR 1-PIECE WHL			
99655-90015	4	15G FOR 1-PIECE WHL			
99655-90020	4	20G FOR 1-PIECE WHL			
99655-90025	4	25G FOR 1-PIECE WHL			
99655-90030	4	30G FOR 1-PIECE WHL			
99655-90035	4	35G FOR 1-PIECE WHL			
99655-90040	4	40G FOR 1-PIECE WHL			
99655-90045	4	45G FOR 1-PIECE WHL			
2218 FD3MM-202261 2C01 FD3MM-210514					



PART NO.	QTY	MODEL/RESTRICTION	MODEL/RESTRICTION	MODEL/RESTRICTION	FROM-TO
CONT'D					
99655-90050	4	50G FOR 1-PIECE WHL			
99655-90055	4	55G FOR 1-PIECE WHL			
99655-90060	4	60G FOR 1-PIECE WHL			
37-600Z		WHEEL, DISC-ALUMI.			
99650-28060	4	8JXX16 P=114/D=50 (ILLUST. NO.1) (MT)			
99651-94060	1	4TX16 P=114/D=40 (ILLUST. NO.2)			
99650-28060	4	8JXX16 P=114/D=50 (ILLUST. NO.1) (AT)			-2615
99650-58060	4	8JXX16 P=114/D=50 (ILLUST. NO.1) (AT)			2615-
56-210B		CLAMP, SPARE TIRE			
FB01-56-971	1				
68-800A		JACK			
FD01-37-790A	1				
68-810A		HANDLE, JACK			
FD01-37-810	1				
68-810J		HOLDER, JACK HANDLE			
FD01-56-171A	1				
68-991		WIRE			
FD01-56-172	1				
2615 FD3MKN-207818					

3900 ENGINE & T/MISSION MOUNTINGS

3900 -1 H ENGINE & T/MISSION MOUNTINGS



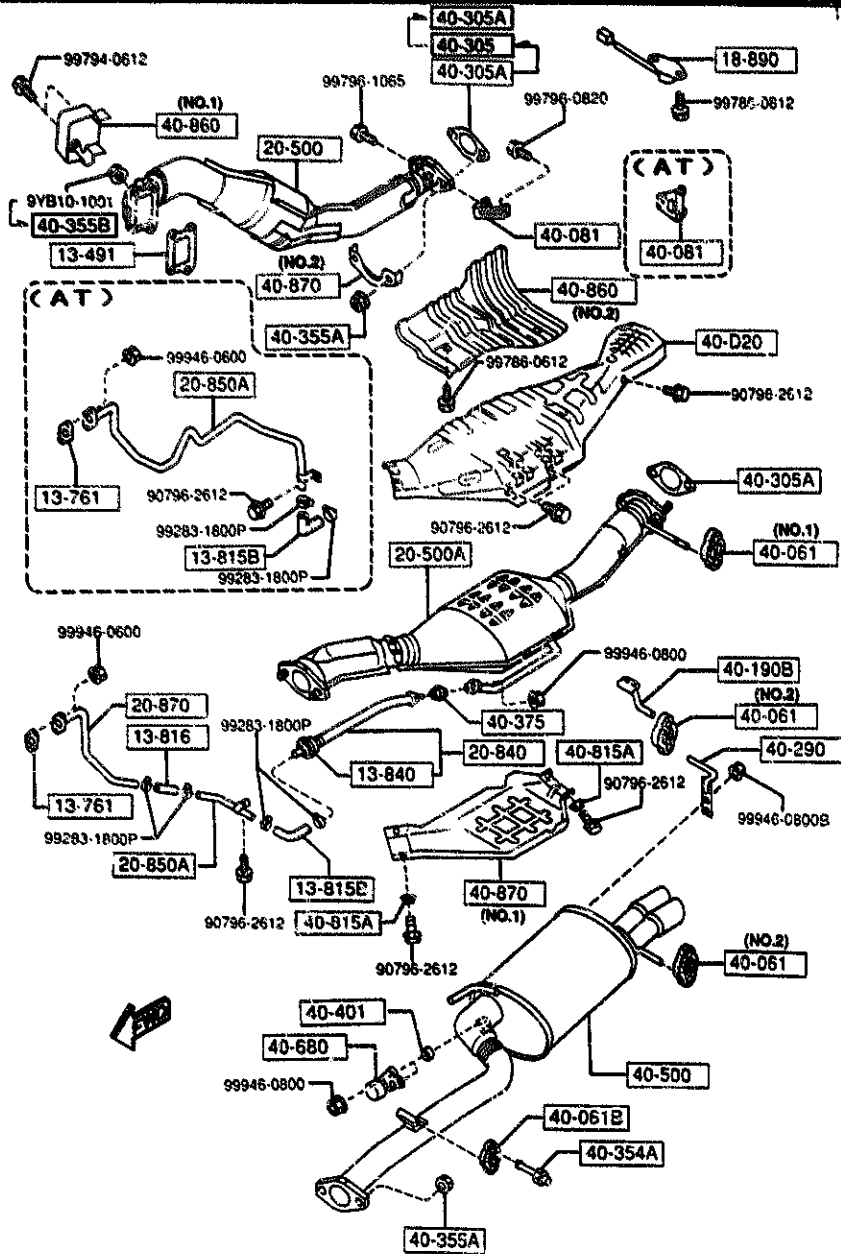
PART NO.	QTY	MODEL/RESTRICTION	MODEL/RESTRICTION	MODEL/RESTRICTION	FROM TO
28-091		NUT			
FB01-28-091A	8				
34-222		NUT			
8871-34-222	1				
39-040		RUBBER(R), ENGINE MT.			
FD01-39-040C	1				
39-050		RUBBER(L), ENGINE MT.			
FD01-39-050A	1				
39-065		BOLT			
FD01-39-065	2				
39-065A		BOLT			
FD01-39-066	1				
39-710		FRAME, POWER PLANT			
FD01-39-710B	1				
39-723A		STOPPER			
FD01-39-723	1				
56-3A1		MEMBER 'A', TUNNEL			
FD01-56-3A1	1				
56-3B1		MEMBER 'B', TUNNEL			
FD01-56-3B1	1				
56-3C1		MEMBER 'C', TUNNEL			
FD01-56-3C1A A (FD01-56-3C1B)	1				-2301
FD01-56-3C1B A (FD01-56-3C1C)	1				2301-2701
FD01-56-3C1C	1				2701-
2301 FD3***-202878 2701 FD3***-208628					

AUFA04

CAT. AUFA04-06

1994-09

4000 EXHAUST SYSTEM



PART NO.	QTY	MODEL/RESTRICTION	MODEL/RESTRICTION	MODEL/RESTRICTION	FROM-TO
CONT'D					
NSA2-20-850	1				-2113
A (NSA2-20-850A)					
NSA1-20-850A	1 (MT)				2113-
NSA2-20-850A	1				2113-2901
AN(NSA2-20-850B)					
NSA2-20-850B	1 (AT)				2901-
20-870		PIPE, AIR			
NSA1-20-870	1				-2901
AN(NSA1-20-870A)					
NSA1-20-870A	1 (MT)				2901-
40-D20		INSULATOR, CONVERTER			
NSA1-40-D20C	1				-1C13
A (NSA1-40-D20D)					
NSA1-40-D20D	1				1C13-2117
A (NSA1-40-D20E)					
NSA1-40-D20E	1				2117-2501
A (NSA1-40-D20F)					
NSA1-40-D20F	1				2501-
40-061		HANGER, SILENCER			
NSA2-40-061A	1 (ILLUST. NO.1)				
NSA1-40-061B	2 (ILLUST. NO.2)				-3201
A (NSA1-40-061C)					
NSA1-40-061C	2 (ILLUST. NO.2)				3201-
40-061B		RUBBER, HANGER			
FE20-40-061	1				
40-031		BRACKET, HANGER			
NSA2-40-080	1 (AT)				
NSA1-40-080	1				-2129
A (NSA1-40-080A)					
NSA1-40-080A	1 (MT)				2129-
40-190B		BRACKET, HANGER			
NSA1-40-190	1				
40-290		HANGER			
NSA1-40-290	1				

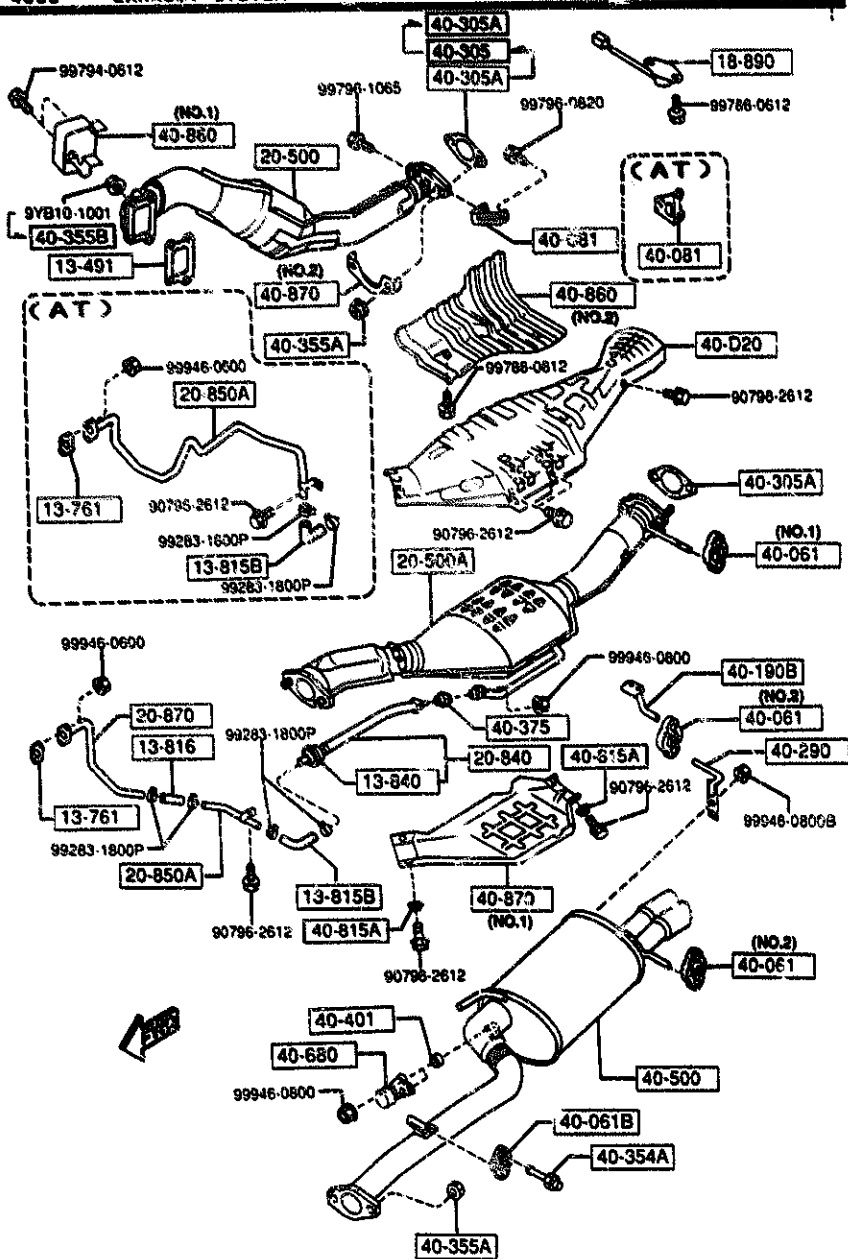
- 1C13 FD3MXX-200081
- 2113 FD3MXX-200464
- 2117 FD3MXX-200772
- 2129 FD3MXX-201271
- 2501 FD3MXX-205709
- 2901 FD3MXX-210499
- 3201 FD3MXX-210578

AUFA04

CAT. AUFA04-06

1994-09

4000 EXHAUST SYSTEM

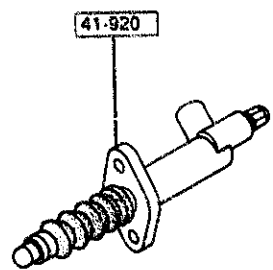
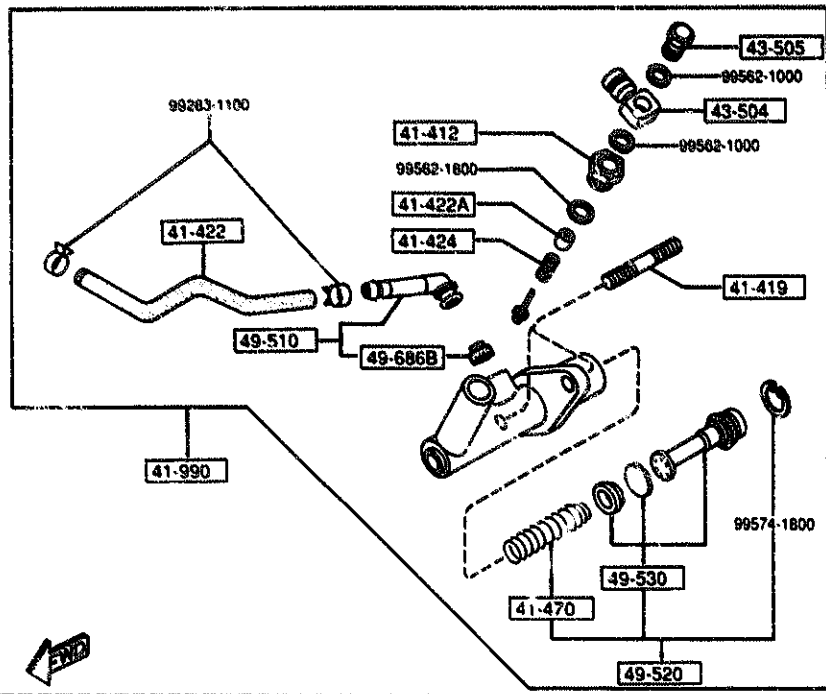


PART NO.	QTY	MODEL/RESTRICTION	FUEL/RESTRICTION	MODEL/RESTRICTION	FROM-TO
40-305		GASKET			
NSA2-40-305	1				2501-3301
40-305A		GASKET			
RF36-40-305	2	ASBESTOS			-2501
RF36-40-305	1	ASBESTOS			2501-3301
RF36-40-305	2	ASBESTOS			3301-
40-354A		BOLT			
NSA1-40-354	1				
40-355A		NUT			
JE11-40-355	4				
40-355B		NUT			
JE10-40-355	4				3301-
40-375		GASKET			
NS78-40-307	1				
40-401		INSULATOR			
F201-40-908	2	NON ASBESTOS (AT)			-2401
40-500		SILENCER, MAIN			
NSA1-40-100D	1	(MT)			
NSA2-40-100D	1	(AT)			
40-680		DAMPER, DYNAMIC			
NSA2-40-680	1	(AT)			-2401
40-815A		WASHER			
8545-40-815	2				
40-860		PROTECTOR, CONVERTER			
NSA1-40-860	1	(ILLUST. NO.1)			
NSA1-40-865A	1	(ILLUST. NO.2)			

2401 F03MM-204313
 2501 F03MM-205709
 3301 F03MM-210620

4140 -1 CLUTCH RELEASE & MASTER CYLINDERS (MANUAL TRANSMISSION)

4140 CLUTCH RELEASE & MASTER CYLINDERS (MANUAL TRANSMISSION)



PART NO.	QTY	MODEL/RESTRICTION	MODEL/RESTRICTION	MODEL/RESTRICTION	FROM-TO
41-412		BOLT, JOINT			
G091-41-412	1				
41-419		STUD, CLUTCH CYL.			
FD01-41-419	2				
41-422		HOSE, RESERVE			
F100-41-421	1				
41-422A		PISTON, O.W. VALVE			
0813-41-422D	1				
41-424		SPRING, O.W. VALVE			
H005-41-424	1				
41-470		SPRING			
B312-41-470	1				
41-920		CYL., CLUTCH RELEASE			
FD01-41-920	1				
41-990		CYL., CLUTCH MASTER			
FD01-41-990A	1				-2401
AM(FD01-41-990B)					
FD01-41-990B	1				2401-2801
F100-41-990B	1				2801-
43-504		JOINT, PIPE			
W023-43-504	1				
43-505		BOLT, CONNECTOR			
W023-43-505	1				
49-510		BUSH SET			
W001-49-510	1				
49-520		PARTS KIT, INN.-CLUTC			
B312-41-522	1				
49-530		SEAL KIT			
B312-41-532	1				

2401 FDSMM-204513
2801 FDSMM-209984

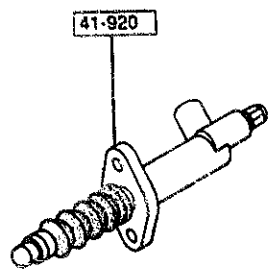
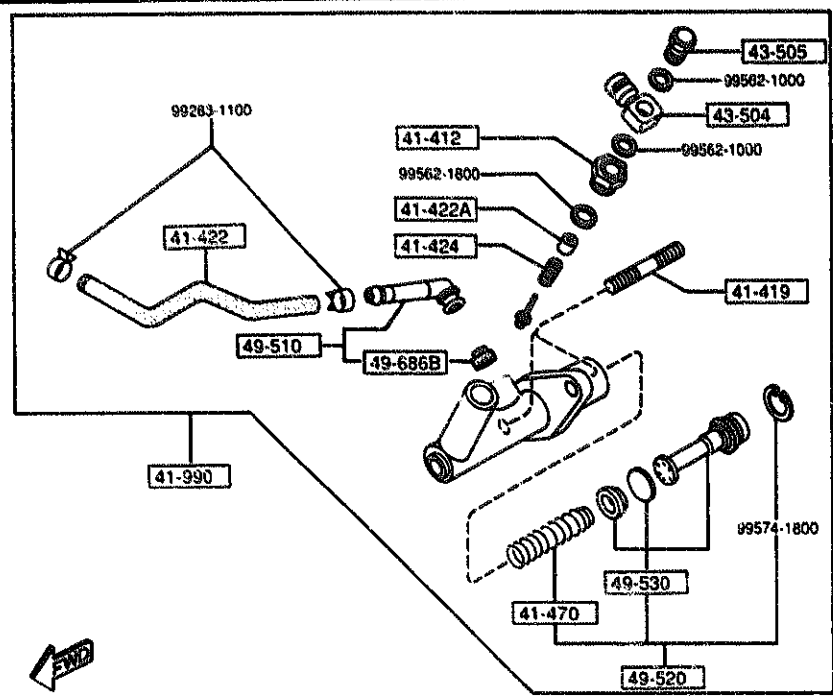
AUFA04

CAT. AUFA04-06

1994-09

4140 -2 M CLUTCH RELEASE & MASTER CYLINDERS (MANUAL TRANSMISSION)

4140 CLUTCH RELEASE & MASTER CYLINDERS (MANUAL TRANSMISSION)



PART NO.	QTY	MODEL/RESTRICTION	MODEL/RESTRICTION	MODEL/RESTRICTION	FROM-TO
49-686B		BUSH, ELBOW JOINT			
0839-49-686A	1				

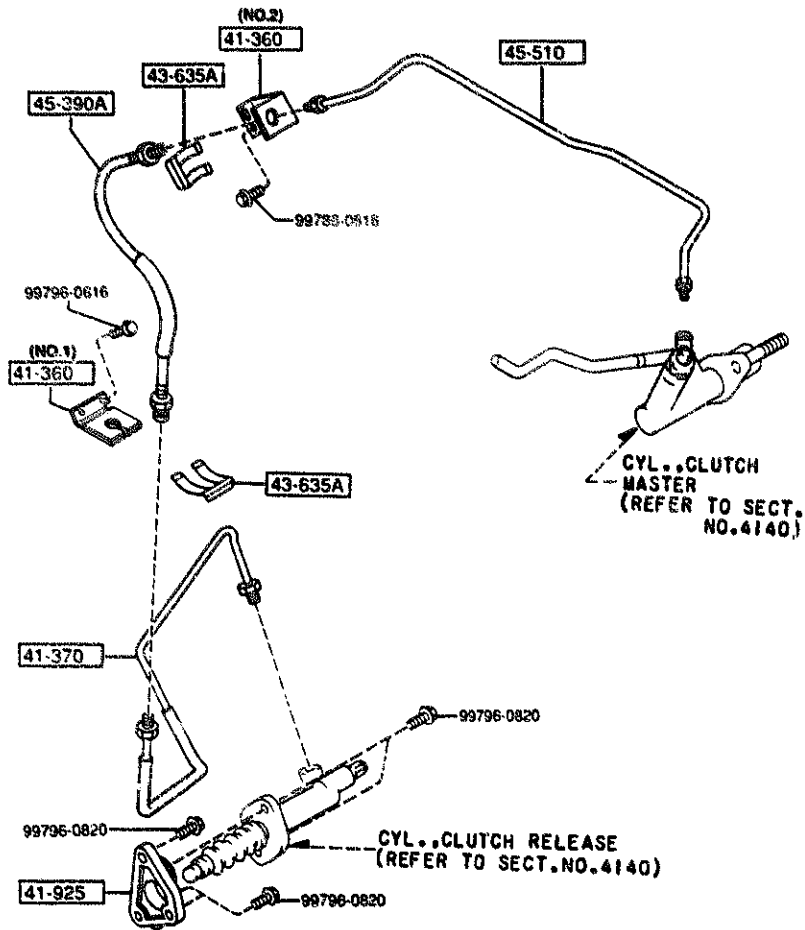
AUFA04

CAT. AUFA04-96

1994-09

4145 CLUTCH PIPINGS (MANUAL TRANSMISSION)

4145 -1 M CLUTCH PIPINGS (MANUAL TRANSMISSION)



PART NO.	QTY	MODEL/RESTRICTION	MODEL/RESTRICTION	MODEL/RESTRICTION	FROM-TO
41-360		HOLDER, CLUTCH			
FD03-41-370	1	(ILLUST. NO.1)			
F100-41-370	1	(ILLUST. NO.2)			
41-370		PIPE, CLUTCH			
FD01-41-360A	1				
41-925		SUPPORT, CLUTCH RELEASE			
N315-16-921	1				
43-635A		CLIP, FLEXIBLE HOSE			
O136-43-635	2				
45-390A		HOSE, CLUTCH FLEXIBLE			
HE01-45-540	1				
45-510		PIPE, CLUTCH			
FD01-45-510C	1				-2801
FD01-45-510D	1				2801-

2801 F03MM-209984

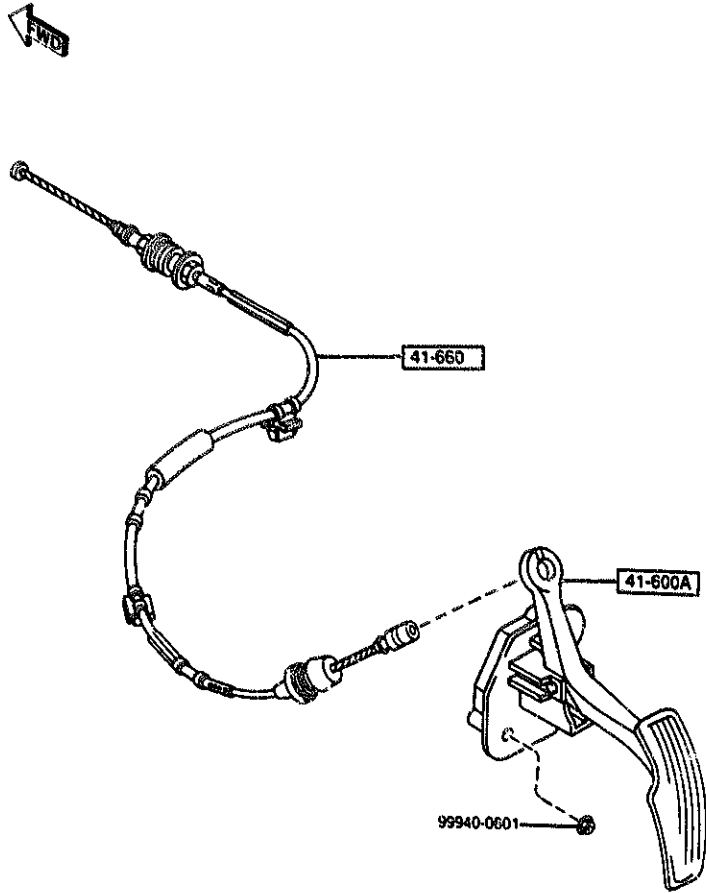
AUFA04

CAT. AUFA04-06

1994-89

4160 ACCELERATOR CONTROL SYSTEM

4160 -1 M ACCELERATOR CONTROL SYSTEM



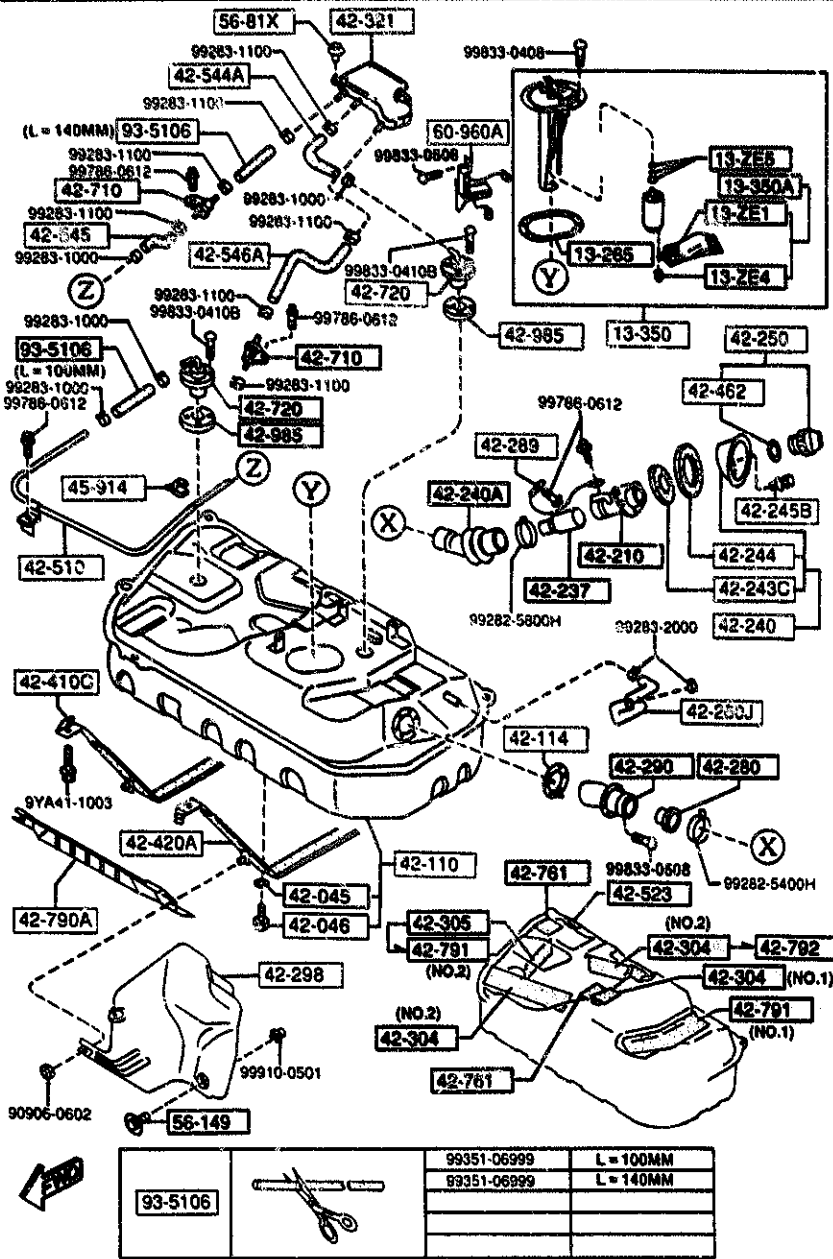
PART NO.	QTY	MODEL/RESTRICTION	MODEL/RESTRICTION	MODEL/RESTRICTION	FROM-TO
41-600A FD01-41-600B	1	PEDAL, ACCEL.			
41-660 FD01-41-660A AN(FD01-41-660B) FD01-41-660B	1 1	CABLE, ACCEL.			-2901 2901-
2901 FD3MM-210499					

AUFA04

CAT. AUFA04-06

1994-09

4200 FUEL TANK

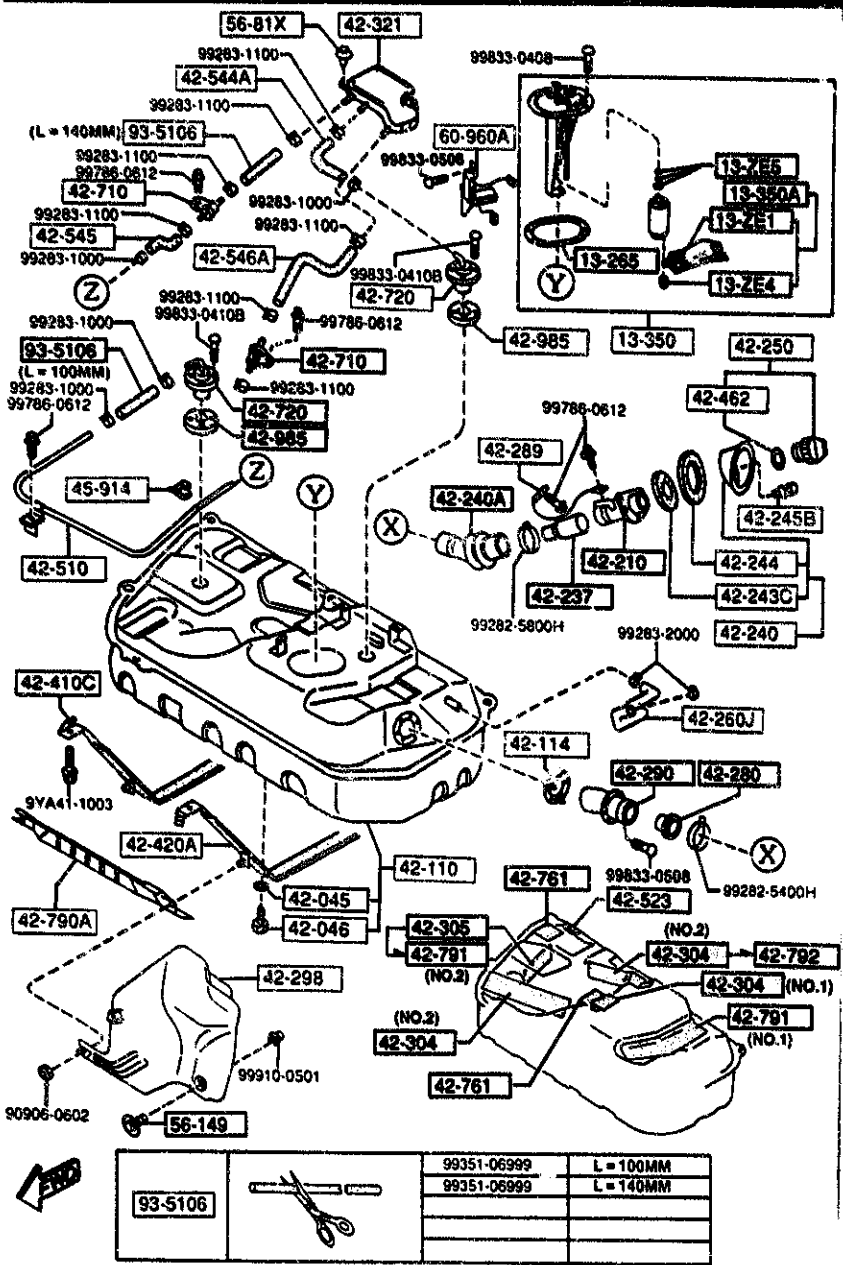


PART NO.	QTY	MODEL/RESTRICTION	MODEL/RESTRICTION	MODEL/RESTRICTION	FROM TO
13-ZE1		FILTER, FUEL PUMP			
JE17-13-ZE1	1	DENSO			
13-ZE4		WASHER, LOCK-PUMP FILTER			
FEH2-13-ZE4	1	NIPPONDENSO (JAPAN)			
13-ZE5		RING, 'O'-FUEL PUMP			
BP02-13-ZE5	1				
13-265		GASKET			
HG30-60-962	1				
13-350		PUMP, FUEL			
N3A1-13-35Z	1				
13-350A		PUMP, FUEL-SUB			
N390-13-350	1				
42-045		GASKET, DRAIN PLUG			
C866-42-046	1				
42-046		PLUG, DRAIN			
B596-42-046	1				2201-
42-110		TANK, FUEL			
FD01-42-110A	1				-2908
A (FD01-42-110B)					
FD01-42-110B	1				2908-
42-114		GASKET, FILLER PIPE/TANK			
HG31-42-114	1				
42-210		PIPE, FILLER			
FD01-42-210A	1				
42-237		PIPE, INNER			
FD01-42-237	1				
42-240		COVER, DUST			
FD01-42-24Z	1				

2201 FD3MNM-201428
2908 FD3MNM-210501

4200 FUEL TANK

4200 -2 FUEL TANK



PART NO.	QTY	MODEL/RESTRICTION	MODEL/RESTRICTION	MODEL/RESTRICTION	FROM-TO
42-240A	1	HOSE, JOINT-FILLER PIPE			-2901
FD01-42-231 AN(FD01-42-231A)	1				2901-
FD01-42-231A	1				
42-243C	1	GASKET 'A', REINFORCEMENT			
GE60-42-243	1				
42-244	1	GASKET 'B', DUST COVER			
FD01-42-244	1				
42-245B	2	BOLT, DUST COVER			
H260-42-245A	2				
42-250	1	CAP, FILLER			
UE94-42-250	1				
42-260J	1	HOSE, BREATHER			
FD01-42-232	1				
42-280	1	VALVE, NON RETURN			
D061-42-270	1				
42-289	1	WIRE, EARTH-FILLER PIPE			-2501
HG30-42-289	1				2501-
FD01-42-289	1				
42-290	1	PIPE, FILLER NO.2			
HG30-42-11X	1				
42-296	1	PROTECTOR, FILLER HOSE			
FD01-42-296	1				
42-304	1	PAD, FUEL TANK			
B455-42-761	1	NISSHO (ILLUST. NO.1)			
FD01-42-762	2	RYODEN (ILLUST. NO.2)			-1C17
FD01-42-762	1	RYODEN (ILLUST. NO.2)			1C17-

1C17 FD3MM-20099
 2501 FD3MM-205709
 2901 FD3MM-210499

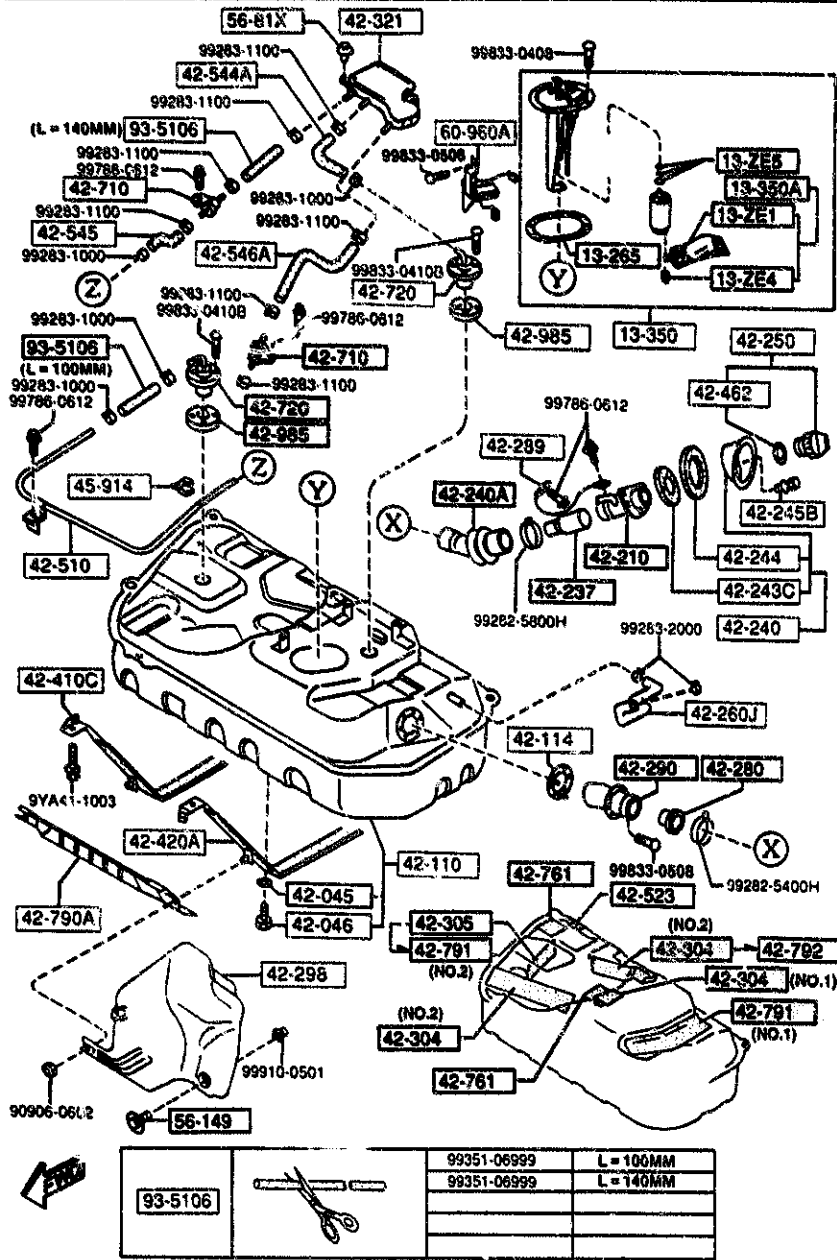
AUFA04

CAT. AUFA04-06

1994-09

4200 FUEL TANK

4200 -3 FUEL TANK



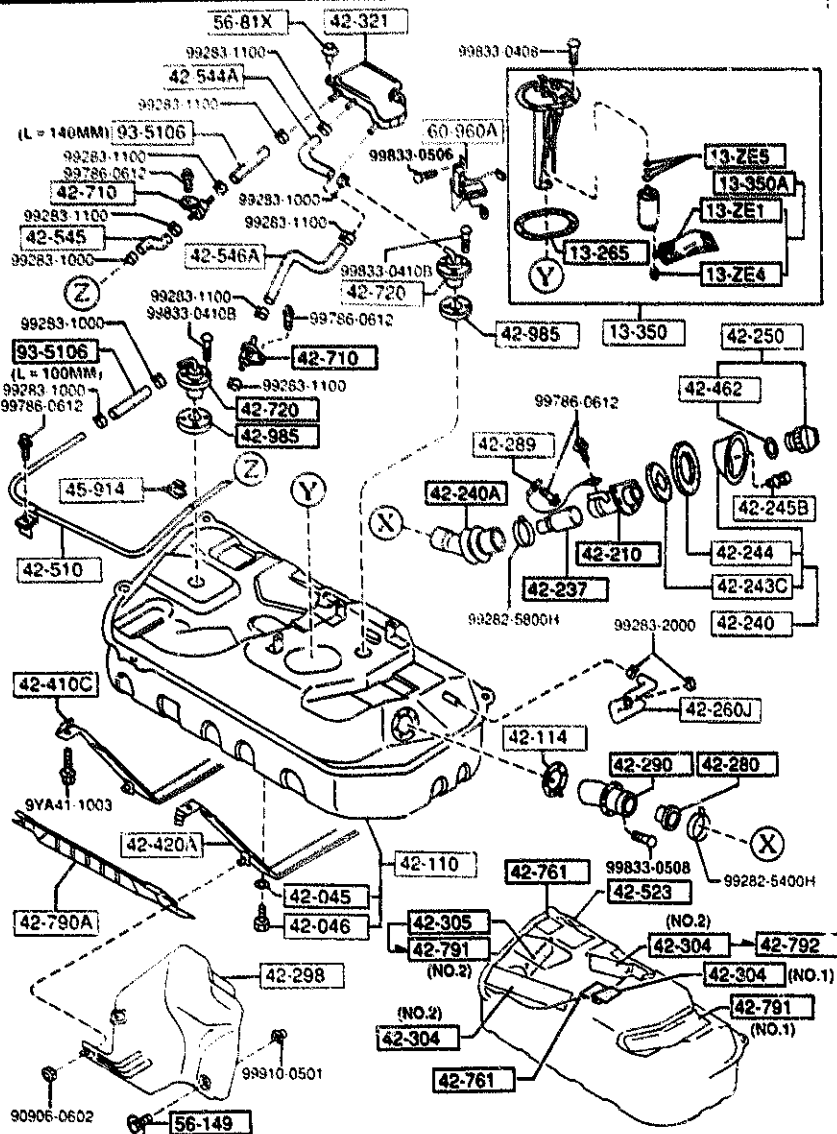
PART NO.	QTY	MODEL/RESTRICTION	MODEL/RESTRICTION	MODEL/RESTRICTION	FROM TO
42-302		PAD, FUEL TANK			
B455-42-763	1				-2908
42-321		SEPARATOR, LIQ. VAPOR			
FD01-42-541	1				
42-410C		BAND(R), TANK FIX.			
FD01-42-710	1				
42-420A		BAND(L), TANK FIX.			
FD01-42-720	1				
42-462		GASKET, CAP			
BF67-42-252	1				
42-510		PIPE, FUEL			
FD01-42-510A	1				
42-523		PAD, FUEL TANK			
FD01-42-766	1				-2615
AN(FD01-42-767)					
FD01-42-767	1				2615-
42-544A		HOSE, FUEL-SEPARATOR			
FD01-42-544	1				
42-545		HOSE, FUEL			
FD01-42-545	1				
42-546A		HOSE, FUEL-SEPARATOR			
FD01-42-546	1				
42-710		VALVE, CHECK			
J001-42-910A	2				
42-720		VALVE, FUEL VAPOR.			
FBC1-42-980	2				
42-761		PAD			
FD01-42-761	2				
2615 FD3MM-207818					
2908 FD3MM-216501					

AUFA04

CAT. AUFA04-06

1994-09

4200 FUEL TANK

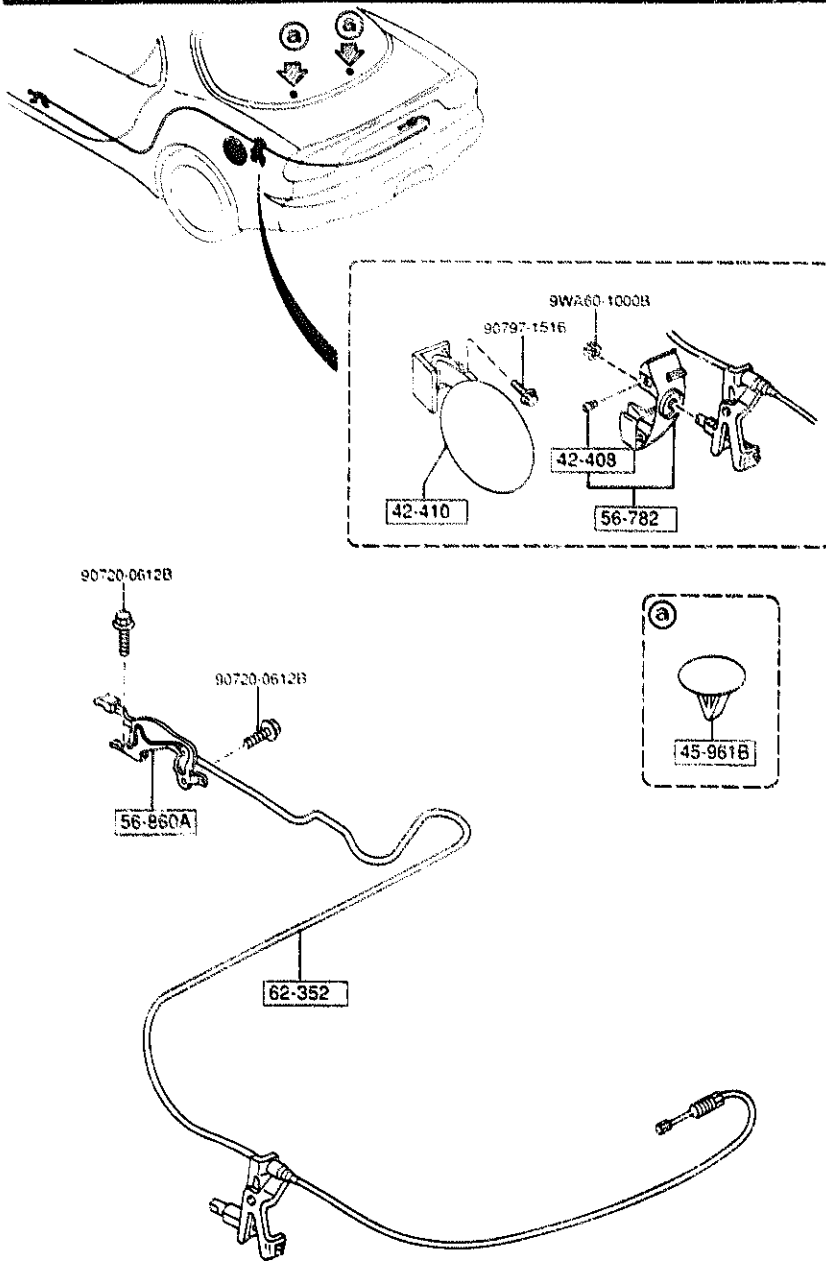


PART NO.	QTY	MODEL/RESTRICTION	MODEL/RESTRICTION	MODEL/RESTRICTION	FROM ID
42-790A		PROTECTOR, FUEL TANK			
FD01-42-790	1				
42-791		PAD, FUEL TANK			
FD01-42-763	1	MOLTEN (ILLUST. NO.1)			
B529-42-763	1	NISSHO (ILLUST. NO.2)			2908-
42-792		PAD, FUEL TANK			
FD01-42-768	1				1C17-
42-985		GASKET, VAPOR VALVE			
FB01-42-985	2				
45-914		HOLDER, PIPE			
FB01-45-914	1	NIFUKO			
56-149		SCREW, TAPPING-MUD GUARD			
B455-56-149	3				
56-81X		FASTENER, DUCT PANEL			
FB01-56-81X	2				
60-960A		GAUGE, FUEL TANK			
FD01-60-960A	1				
93-5106		HOSE			
99351-06999	1				

1C17 FDS***-200099
2908 FDS***-210501

4210 -1 * FUEL LID OPENER

4210 FUEL LID OPENER

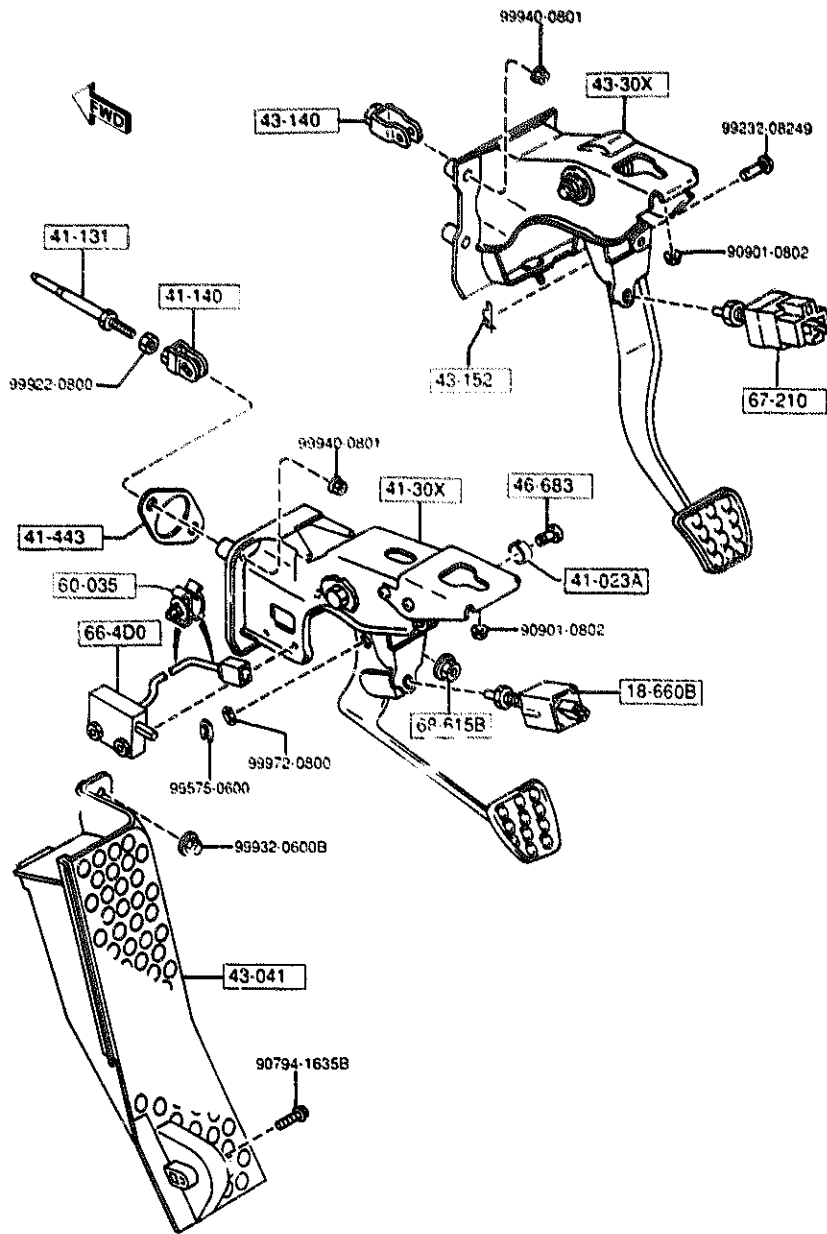


PART NO.	QTY	MODEL/RESTRICTION	MODEL/RESTRICTION	MODEL/RESTRICTION	FROM TO
42-408		STOPPER, FILLER LID			
0187-70-491	2				
42-410		LID, FUEL FILLER			
FD01-42-41X	1				
45-961B		CAP			
H002-45-961	2				
56-782		BRACKET, STOPPER			
FD01-56-83XA A (FD01-56-83XB)	1				-1C17
FD01-56-83XB A (FD01-56-83XC)	1				1C17-2101
FD01-56-83XC	1				2101-
56-860A		LEVER, OPENER			
FD01-56-860B AN (FD01-56-860C)	1				-2402
FD01-56-860C	1				2402-
62-352		CABLE, OPENER			
FD01-56-870A	1				

1C17 FDS***-200099
 2101 FDS***-200251
 2402 FDS***-204376

4300 CLUTCH & BRAKE PEDALS (MANUAL TRANSMISSION)

4300 -1 CLUTCH & BRAKE PEDALS (MANUAL TRANSMISSION)



PART NO.	QTY	MODEL/RESTRICTION	MODEL/RESTRICTION	MODEL/RESTRICTION	FROM TL
18-660B		SWITCH, CLUTCH			
LA01-66-490A	1				
41-023A		BUSH			
0727-41-023	1				
41-131		ROD, PUSH			
0727-41-131	1				
41-140		FORK, CLUTCH			
0309-41-140	1				
41-30X		PEDAL, CLUTCH			
FD01-41-30XA	1				
41-443		GASKET			
HC01-41-443	1				
43-041		REST, FOOT			
FD01-43-041	1				
43-140		FORK, BRAKE			
HE01-43-140	1				
43-152		PIN, SNAP			
D001-43-152	1				
43-30X		PEDAL, BRAKE			
FD01-43-30X A (FD02-43-30XA)	1				-2201
FD01-43-30XA	1				2201-
46-683		PIN			
0187-46-683	1				
60-035		CLIP, C.S.D. WIRE			
W201-60-035	2				
66-4D0		SWITCH, CLUTCH CUT			
HF05-66-4D0	1				
2201 FDSMM-201428					

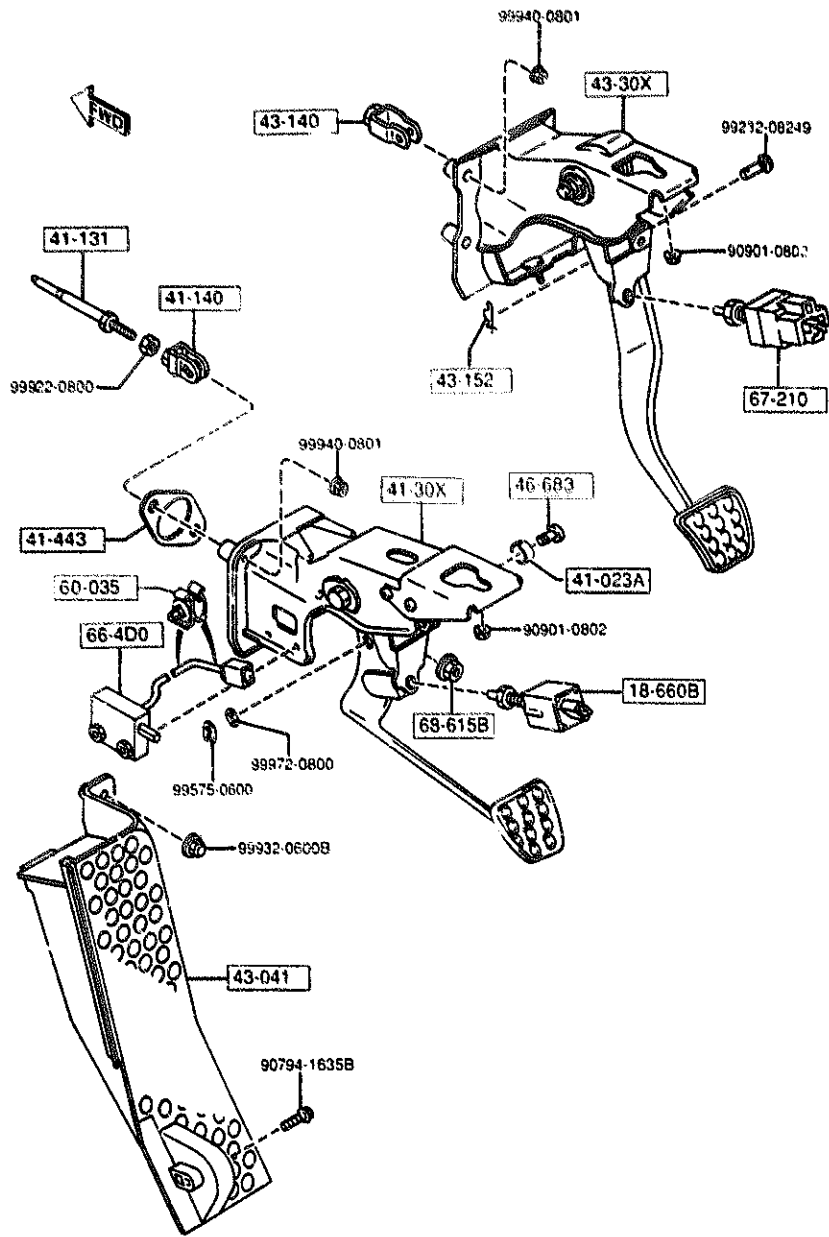
AUFA04

CAT. AUFA04-06

1994-09

4300 -2 M CLUTCH & BRAKE PEDALS (MANUAL TRANSMISSION)

4300 CLUTCH & BRAKE PEDALS (MANUAL TRANSMISSION)



PART NO.	QTY	MODEL/RESTRICTION	MODEL/RESTRICTION	MODEL/RESTRICTION	FROM TO
67-210 BR70-66-490A	1	SWITCH, STOP-LAMP			
68-615B 8100-68-615	1	NUT, FLANGE-CAP			

AUFA04

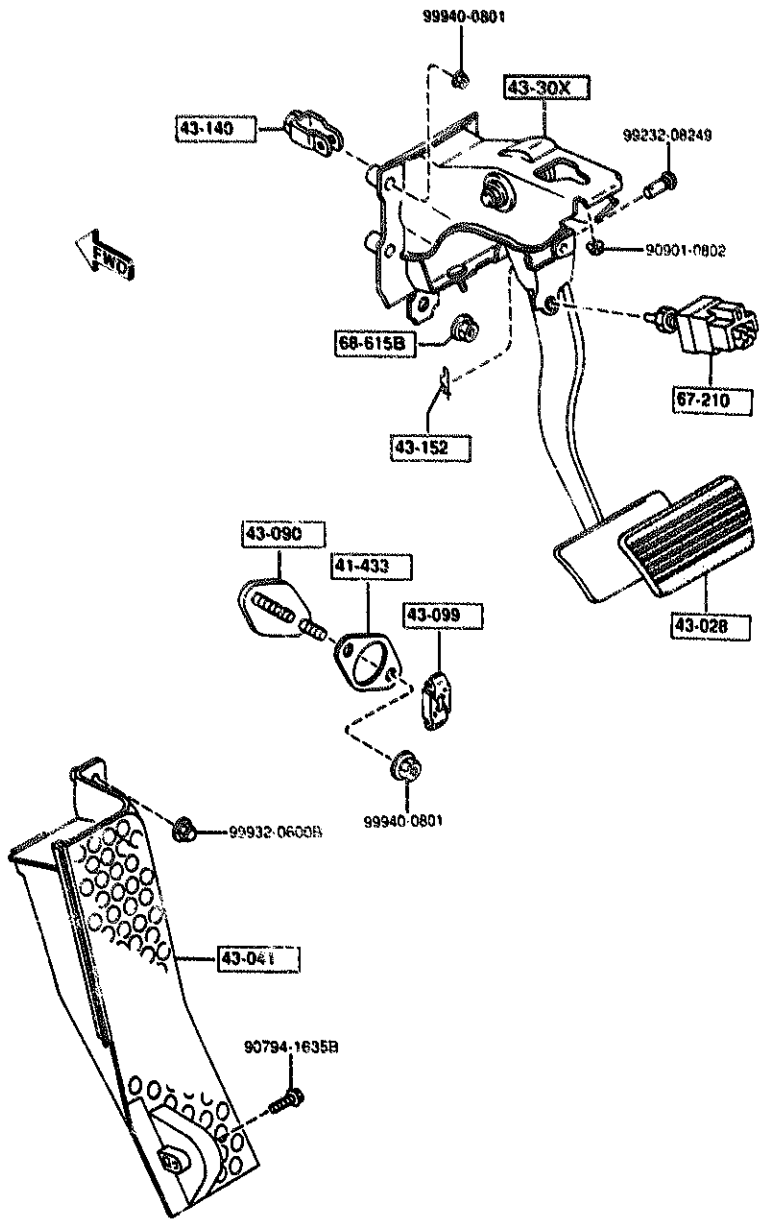
CAT. AUFA04-06

1994-09

2-57

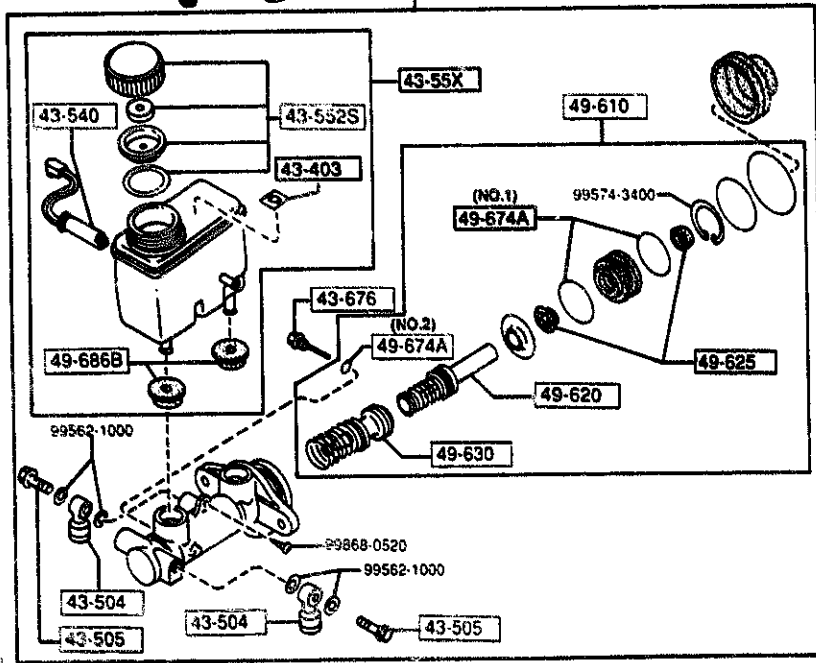
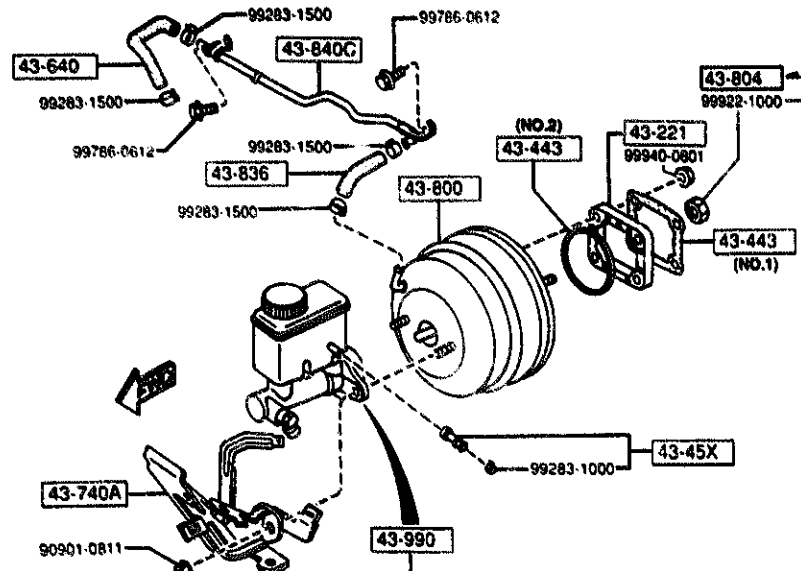
4300A -1 M BRAKE PEDALS (AUTOMATIC TRANSMISSION)

4300A BRAKE PEDALS (AUTOMATIC TRANSMISSION)



PART NO.	QTY	MODEL/RESTRICTION	MODEL/RESTRICTION	MODEL/RESTRICTION	FROM-TO
41-443		GASKET			
H001-41-443	1				
43-028		PAD, PEDAL			
H261-43-028	1				
43-041		REST. FOOT			
F001-43-041	1				
43-090		PLATE			
HF23-43-090A	1				
43-099		HOLDER, PLATE			
HF23-43-099	1				
43-140		FORK, BRAKE			
HE01-43-140	1				
43-152		PIN, SNAP			
D001-43-152	1				
43-30X		PEDAL, BRAKE			
F002-43-30X A (F002-43-30XA)	1				
F002-43-30XA	1				-2201
67-210		SWITCH, STOP-LAMP			
BR70-66-490A	1				2201-
68-615B		NUT, FLANGE-CAP			
B100-68-615	1				
2201 F03***-201428					

4340 BRAKE MASTER CYLINDER & POWER BRAKE



PART NO.	QTY	MODEL/RESTRICTION	MODEL/RESTRICTION	MODEL/RESTRICTION	FROM-TO
43-221		SPACER			
FD01-43-221A	1				
43-403		LABEL, ISO			
MTA04-43-403A	1				
43-443		GASKET, VAC POWER AS SIST NON ASBESTOS (ILLUST. NO.1)			
HD01-43-443	1				
FD01-43-443 AN(FD01-43-443A)	1	NON ASBESTOS (ILLUST. NO.2)			-2301
FD01-43-443A	1	(ILLUST. NO.2)			2301-
43-45X		PROTECTOR			
B603-43-45XA	1	(AT)			
43-504		JOINT, PIPE			
W023-43-504	2				
43-505		BOLT, CONNECTOR			
W023-43-505	2				
43-540		INDICATOR, LEVEL			
FD04-43-540A	1				
43-55X		SET, TANK			
MFDY1-43-55X	1				
43-552S		CAP SET, RESERVE TANK			
B603-49-580	1				
43-640		HOSE, VACUUM			
FD01-43-640B	1				
43-676		BOLT SET			
M381-43-676	1				
43-740A		BRACKET, CABLE			
FD01-43-740A A (FD01-43-740B)	1				-2201
FD01-43-740B	1				2201-
2201 FD3MMN-201428 2301 FD3MMN-202873					

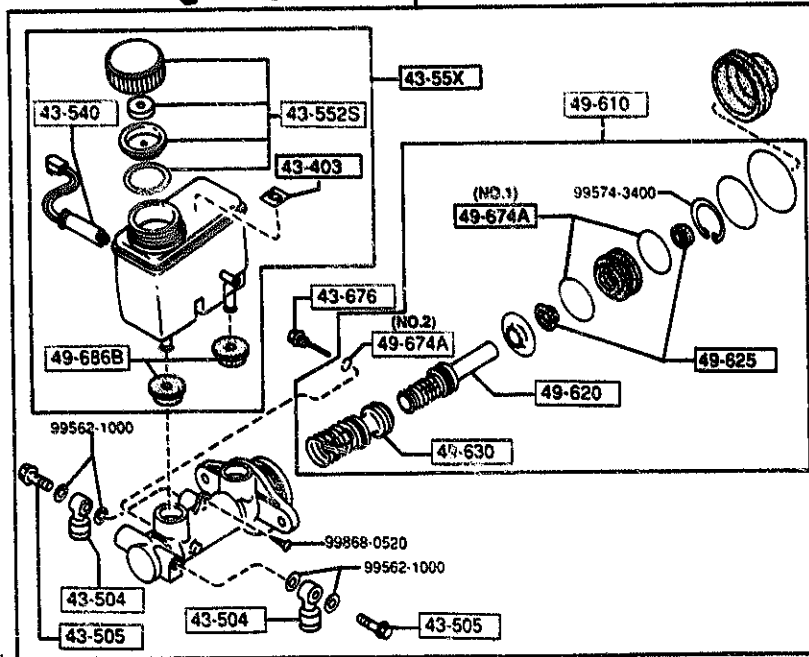
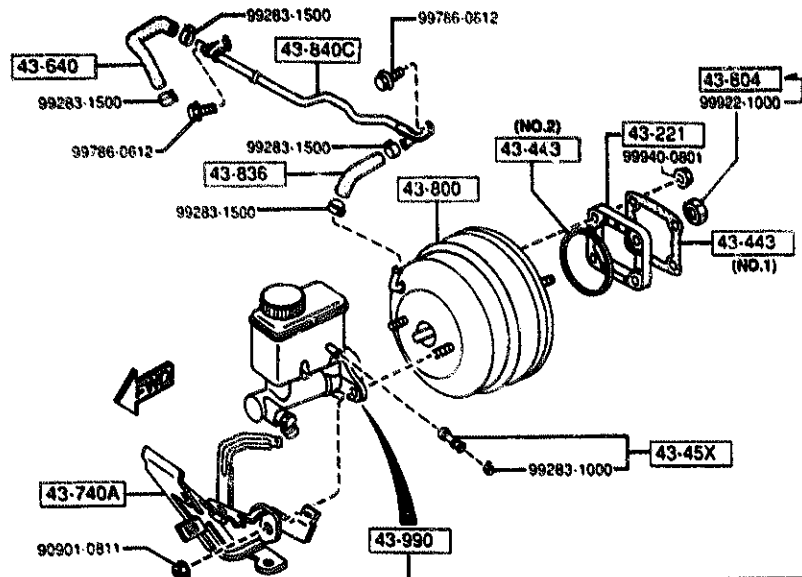
AUFA04

CAT. AUFA04-06

1996-09

4340 BRAKE MASTER CYLINDER & POWER BRAKE

4340 -2 M BRAKE MASTER CYLINDER & POWER BRAKE



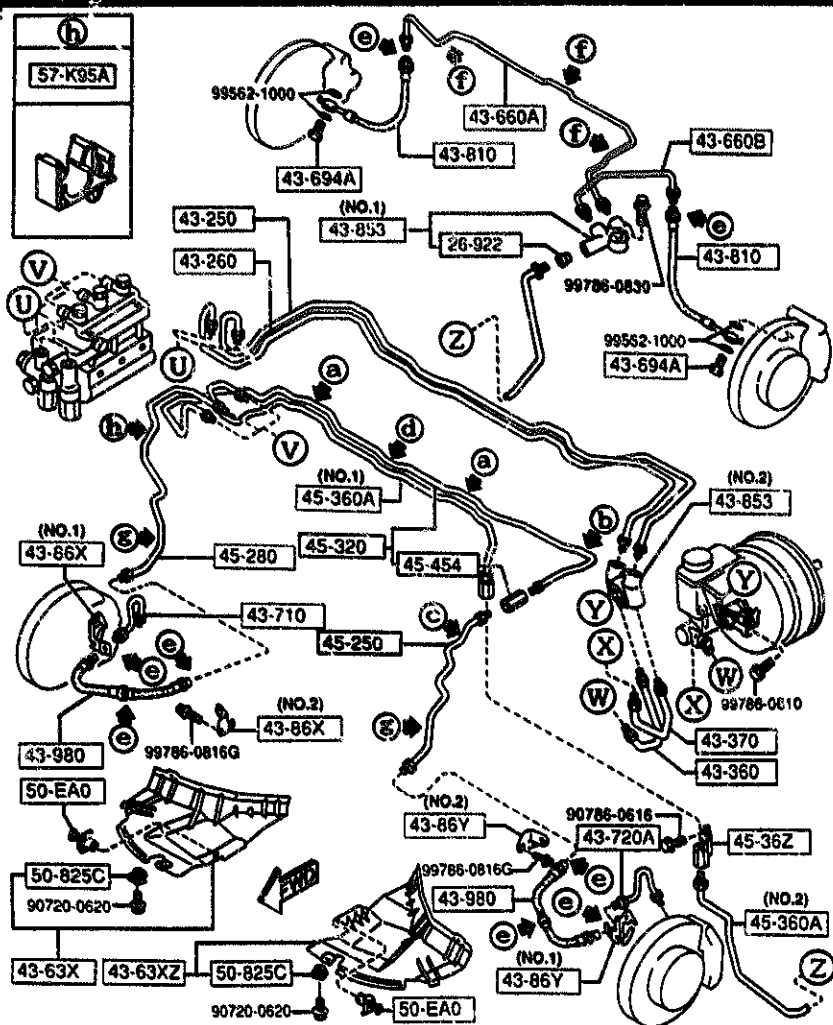
PART NO.	QTY	MODEL/RESTRICTION	MODEL/RESTRICTION	MODEL/RESTRICTION	FROM-TO
43-800		VACUUM POWER ASSIST			
F004-43-800B	1				
43-804		NUT			
B01C-43-994	1				3601-
43-836		HOSE, VACUUM			
F001-43-836B	1				
43-840C		PIPE, VACUUM			
F001-43-840B	1				
43-990		CYL., TANDEM MASTER			
MFDY1-43-402B	1				
49-610		PARTS KIT, INN.-BRAKE			
B6Y4-43-41Z	1				
49-620		PISTON, PRIMARY			
B533-43-622	1				
49-625		CUP, SECONDARY			
NA23-43-625	2				
49-630		PISTON, FLOATING			
B604-43-63Z	1				
49-674A		RING, 'O'-MASTER CYL.			
NA23-43-515	2	SHINEI KOGYO (ILLUST. NO.1)			
99541-00603	1	NOK (ILLUST. NO.2)			
49-686B		BUSH, ELBOW JOINT			
F004-49-686	2				-2C01
F100-49-686	2				2C01-
2C01 FDSNNN-210514 3601 FDSNNN-210664					

AUFA04

CAT. AUFA04-06

1994-09

4360 BRAKE PIPINGS

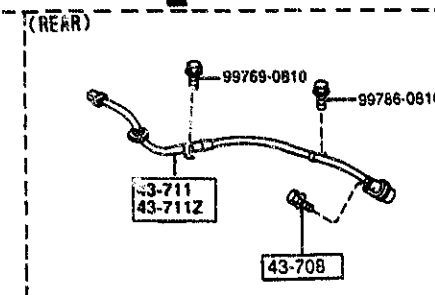
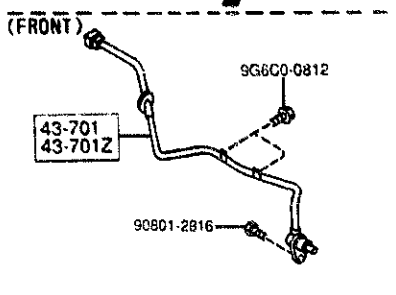
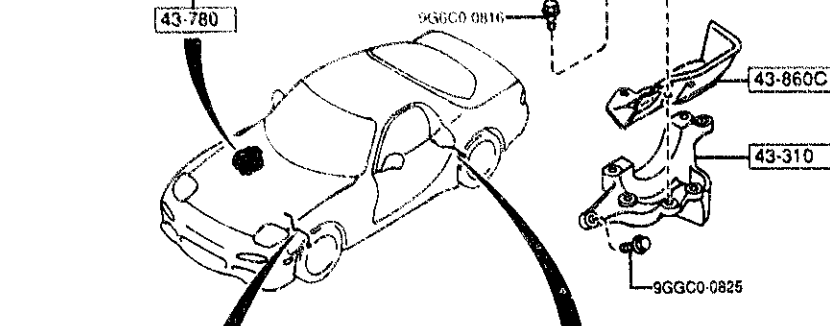
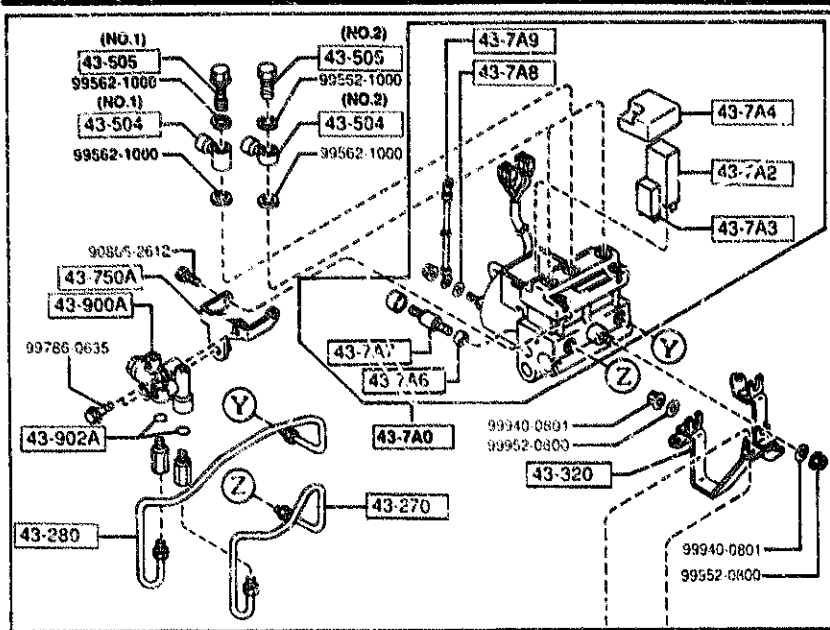


(a)	(b)	(c)	(d)	(e)	(f)	(g)
45-920	45-921A	45-903G	45-964	43-835	45-919	45-914

PART NO.	QTY	MODEL/RESTRICTION	MODEL/RESTRICTION	MODEL/RESTRICTION	FROM-TO
43-660B		PIPE(L),BRAKE REAR			
FD01-43-660B	1				
43-694A		BOLT,CONNECTOR			
B001-43-694A	2				
43-710		PIPE(R),BRAKE-FRONT			
FD01-43-710A	1				
43-720A		PIPE(L),BRAKE-FRONT			
FD01-43-720A	1				
43-810		HOSE,FLEXIBLE			
FD01-43-810A	2				
43-853		JOINT,PIPE			
F100-43-85X	1	(ILLUST. NO.1)			
B455-43-853	1	(ILLUST. NO.2)			
43-86X		BRACKET,HOSE			
FD01-43-86XB	1	(ILLUST. NO.1)			
FD01-43-87YA	1	(ILLUST. NO.2)			
43-86Y		BRACKET,HOSE			
FD01-43-86YB	1	(ILLUST. NO.1)			
FD01-43-87YA	1	(ILLUST. NO.2)			
43-980		HOSE,FLEXIBLE			
FD01-43-980B	2				
45-250		PIPE,BRAKE-FRT			
FD01-45-33XA	1				-2501
FD01-45-33XB	1				2501-2720
A (FD01-45-33XC)					
FD01-45-33XC	1				2720-
45-280		PIPE(R),BRAKE-FRONT			
FD01-45-280B	1				-2604
A (FD01-45-280C)					
FD01-45-280C	1				2604-
2501 FD3MXX-205709 2604 FD3MXX-207295 2720 FD3MXX-209407					

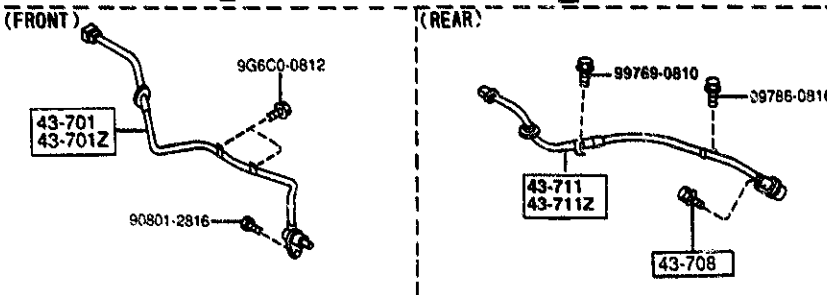
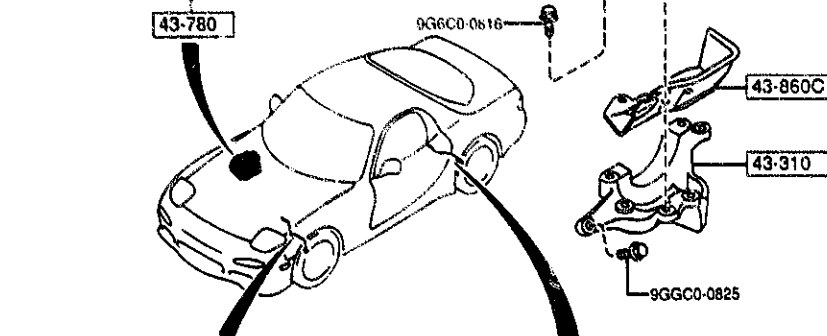
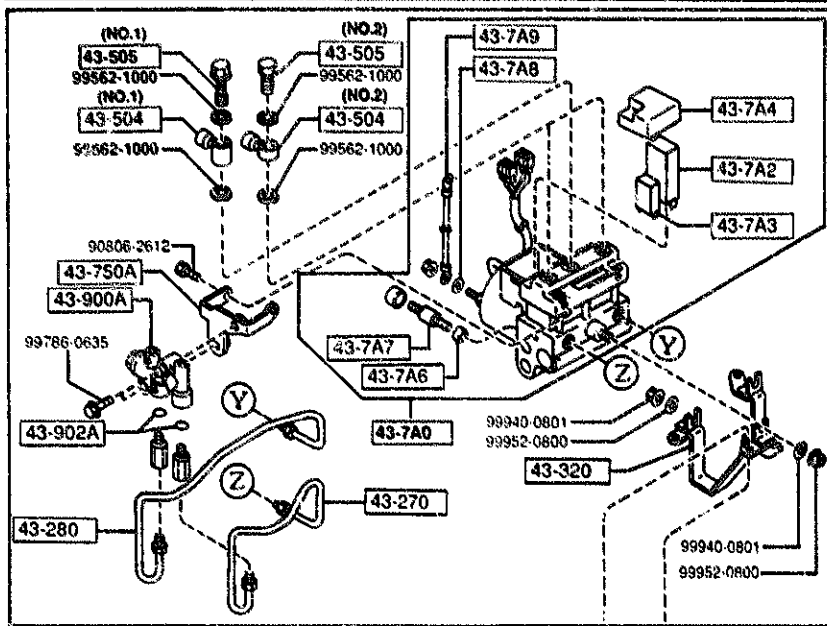
2-K-7

4370 ANTILOCK BRAKE SYSTEM



PART NO.	QTY	MODEL/RESTRICTION	MODEL RESTRICTION	MODEL/RESTRICTION	FROM TO
43-270		PIPE NO.3, BRAKE-A. B.			
FD04-43-270 A (FD04-43-270A)	1				-2101
FD04-43-270A A (FD04-43-270B)	1				2101-2312
FD04-43-270B	1				2312-
43-280		PIPE NO.4, BRAKE-A. B.			
FD04-43-280B A (FD04-43-280C)	1				-2101
FD04-43-280C A (FD04-43-280D)	1				2101-2304
FD04-43-280D	1				2304-
43-310		BRACKET NO 1, A. B. S.			
FD04-43-311B	1				
43-320		BRACKET NO 2, A. B. S.			
FD04-43-320C A (FD04-43-320D)	1				-2101
FD04-43-320D	1				2101-
43-504		JOINT, PIPE			
FD04-43-504	1	(ILLUST. NO.1)			
W023-43-504	2	(ILLUST. NO.2)			
43-505		BOLT, CONNECTOR			
FD04-43-505	1	(ILLUST. NO.1)			
W023-43-505	2	(ILLUST. NO.2)			
43-7A0		HYDRAULIC UNIT, A B S			
FD04-43-7A0C A (FD04-43-7A0D)	1				-2101
FD04-43-7A0D	1				2101-
43-7A2		RELAY, MOTOR-HYD. UNI T			
NA23-43-7A2	1				
43-7A3		RELAY, VALVE-HYD. UNI T			
NA23-43-7A3	1				
2101 FDSMM-200251 2304 FDSMM-203003 2312 FDSMM-203467					

4370 ANTILOCK BRAKE SYSTEM



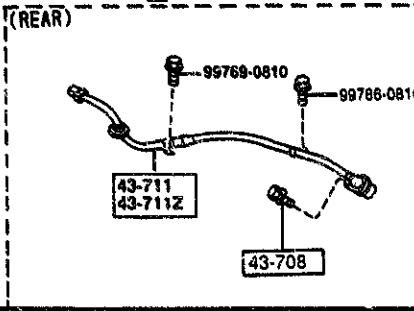
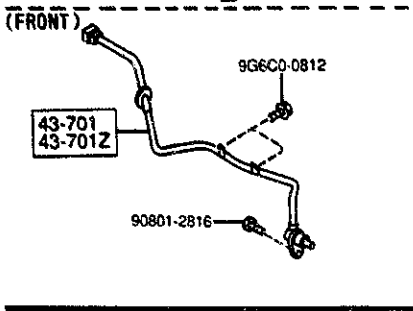
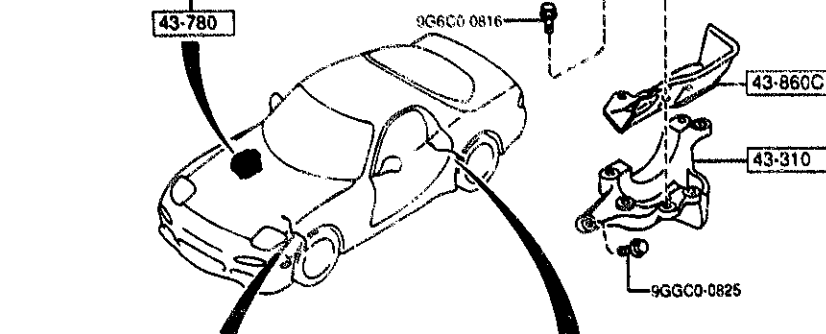
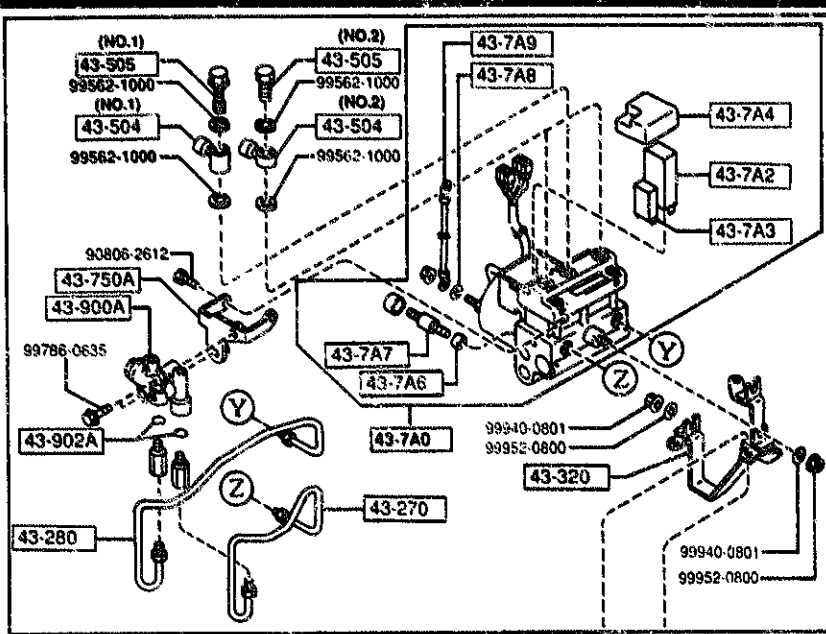
PART NO.	QTY	MODEL/RESTRICTION	MODEL/RESTRICTION	MODEL/RESTRICTION	FROM TO
43-7A4	1	COVER'L', HYDRAULIC UNIT			
NA23-43-7A4					
43-7A6	1	RUBBER, MOUNT-HYD. UNIT			
NA23-43-7A6					
43-7A7	1	STUD, HEX-HYD. UNIT			
NA23-43-7A7					
43-7A8	1	WASHER, HYD. UNIT			
NA23-43-7A8					
43-7A9	1	WIRE, EARTH-HYD. UNIT			
FD04-43-7A9					-2101
A (FD04-43-7A9A)					2101-
FD04-43-7A9A					
43-701	1	SENSOR(R), FRT-A.B.S.			
FD05-43-70XB					
43-701Z	1	SENSOR(L), FRT-A.B.S.			
FD05-43-73XC					
43-708	2	BOLT, REAR SENSOR			
F051-43-708A					
43-711	1	SENSOR(R), RR A.B.S.			
FD04-43-71YC					
43-711Z	1	SENSOR(L), RR-A.B.S.			
FD04-43-72YC					
43-750A	1	HOLDER, P.E. VALVE			-2101
FD01-43-750A					2101-2501
A (FD01-43-750B)					2501-
FD01-43-750B					
A (FD01-43-750C)					
FD01-43-750C					
43-780	1	ANTILOCK BRAKE			-2101
FD04-43-780E					
A (FD04-43-780F)					
2101 FD3MM-200251					
2501 FD3MM-205709					

AUFA04

CAT. AUFA04-06

1994-09

4370 ANTILOCK BRAKE SYSTEM

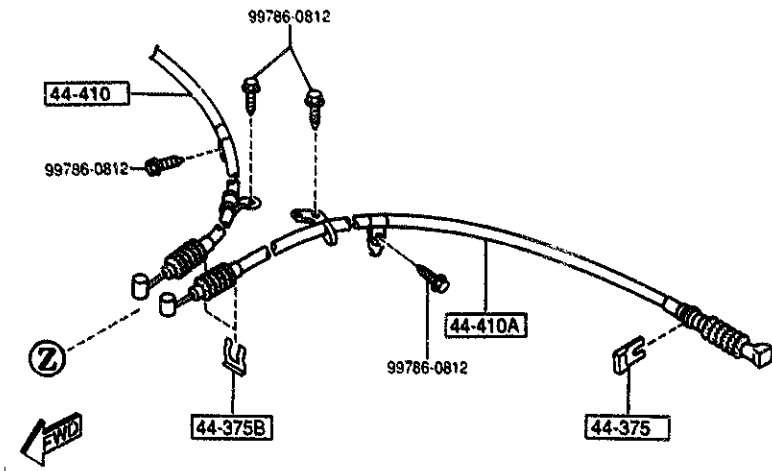
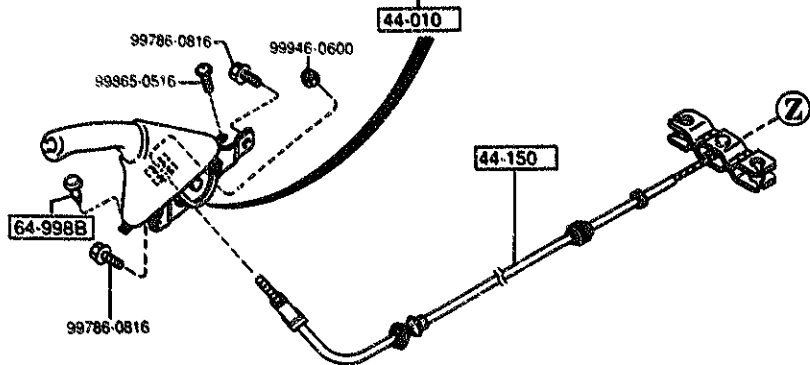
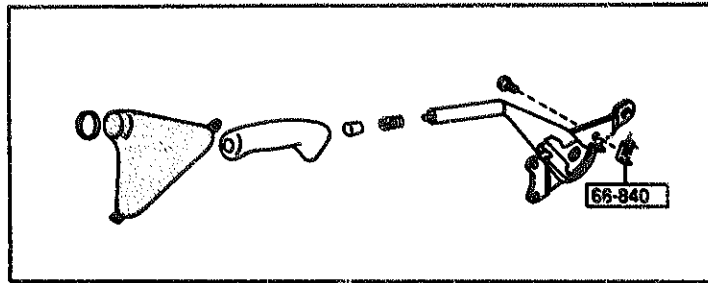


PART NO.	QTY	MODEL/RESTRICTION	MODEL/RESTRICTION	MODEL/RESTRICTION	FROM TO
CONT'D FD04-43-780F	1				2101-
43-860C		INSULATOR, MASTER VAC			-2201
FD01-43-860B A (FD01-43-860D)	1				2201-2306
FD01-43-860D A (FD01-43-860E)	1				2306-
FD01-43-860E	1				
43-900A		VALVE, P. B.			
FD04-43-970	1				
43-902A		RING 'O'			
NA17-43-902	2				

2101	FD3MM-200251
2201	FD3MM-201428
2306	FD3MM-203123

4400 PARKING BRAKE SYSTEM

4400 -1 M PARKING BRAKE SYSTEM



PART NO.	QTY	MODEL/RESTRICTION	MODEL/RESTRICTION	MODEL/RESTRICTION	FROM-TO
44-010		LEVER, PARKING BRAKE			
FD01-44-010C A (FD01-44-010G)	1				-2601
FD01-44-010G	1				2601-
44-150		CABLE, PARKING-FRT			
FD01-44-150	1				
44-375		CLIP, PARKING CABLE CHUOHATSUJO			
GA2B-44-375A	2				
44-375B		CLIP			
0118-44-375	2				
44-410		CABLE(R), R.-PARK.			
FD01-44-410	1				
44-410A		CABLE(L), R.-PARK.			
FD01-44-420A	1				
64-998B		CLIP			
FD01-64-998	1				
66-840		SWITCH, PARKING LAMP			
FD01-66-450	1				
2601 FD3KMM-207062					

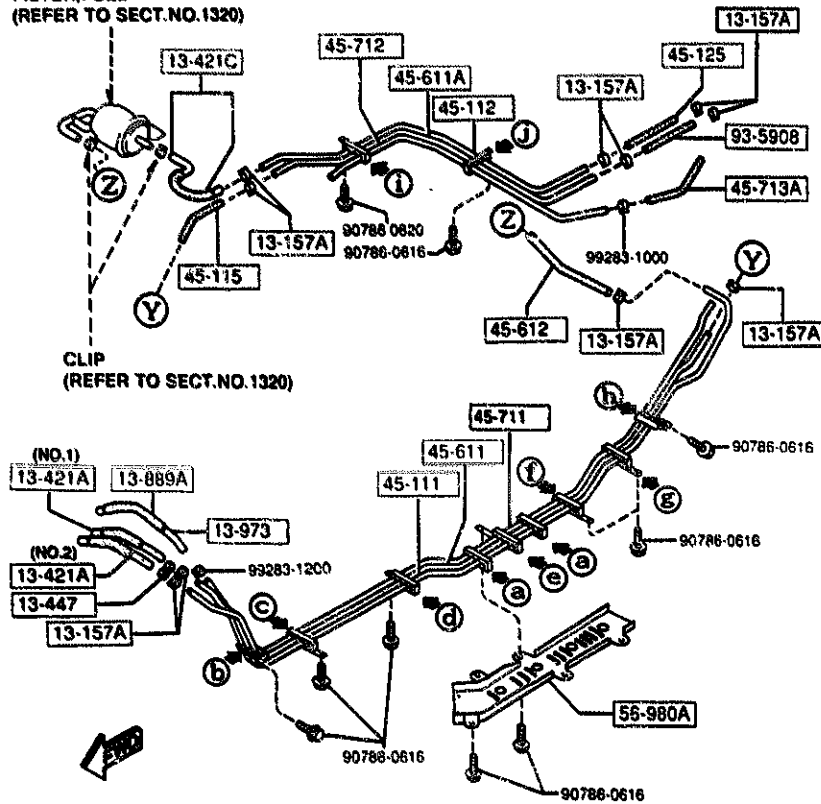
AUFA04

CAT. AUFA04-06

1994-09

4500 FUEL PIPINGS

FILTER, FUEL
(REFER TO SECT. NO. 1320)



CLIP
(REFER TO SECT. NO. 1320)

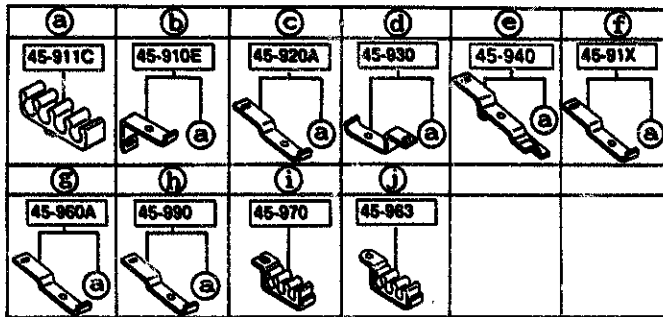
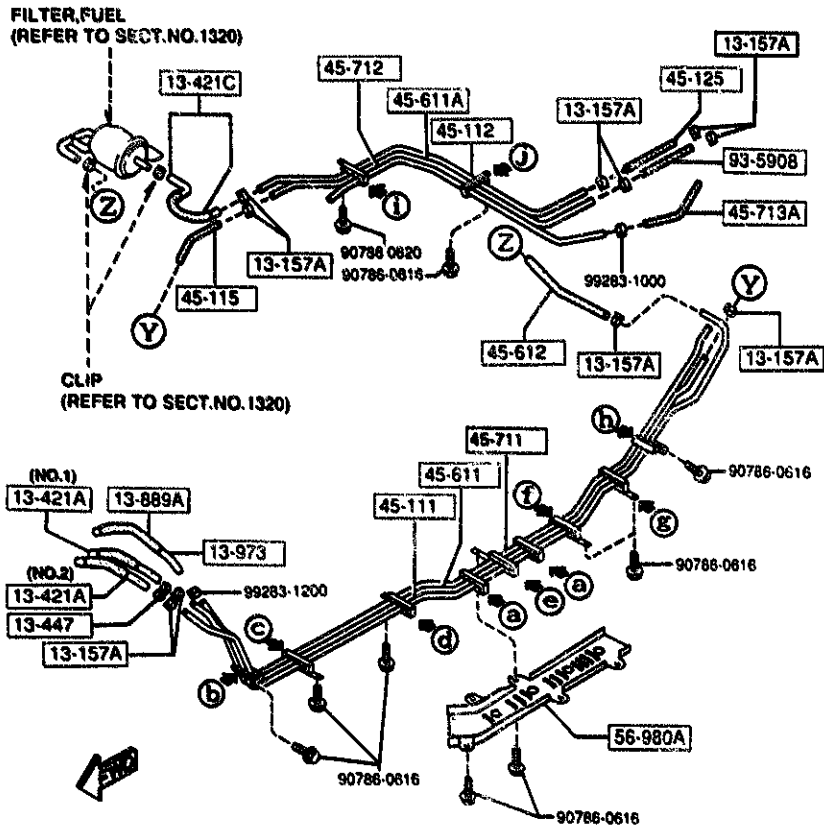
(NO. 1)

(NO. 2)

(a)	(b)	(c)	(d)	(e)	(f)
45-911C	45-91CE	45-920A	45-930	45-940	45-91X
(g)	(h)	(i)	(j)		
45-960A	45-990	45-970	45-963		

PART NO.	QTY	MODEL/RESTRICTION	MODEL/RESTRICTION	MODEL/RESTRICTION	FROM-TO
13-157A		CLIP			
8974-13-157	10				
13-421A		HOSE, FUEL MAIN			
NSA1-13-421	1	(ILLUST. NO. 1)			
NSA2-13-421	1	(ILLUST. NO. 2)			
13-421C		HOSE, FUEL			
NSA1-13-410	1				
13-447		CLIP			
1570-13-447	1				-2B02
13-889A		PROTECTOR			
NSA2-13-889A	1				
13-973		HOSE, DRAIN			
NSA2-13-971A	1				
45-111		PIPE, FUEL-MAIN			
FD01-45-111	1				
45-112		PIPE, FUEL-MAIN			
FD01-45-112	1				
45-115		HOSE, FUEL-MAIN PIPE			
FD01-45-115A	1				-2401
AN(FD01-45-115B)					
FD01-45-115B	1				2401-
45-125		HOSE, FUEL			
99359-0815	1				
45-611		PIPE, FUEL-RETURN			
FD01-45-611A	1				
45-611A		PIPE, FUEL-RETURN			
FD01-45-612	1				
45-612		HOSE, FUEL			
99359-0819	1				
2401 FD3MM-204313					
2B02 FD3MM-210514					

4500 FUEL PIPINGS

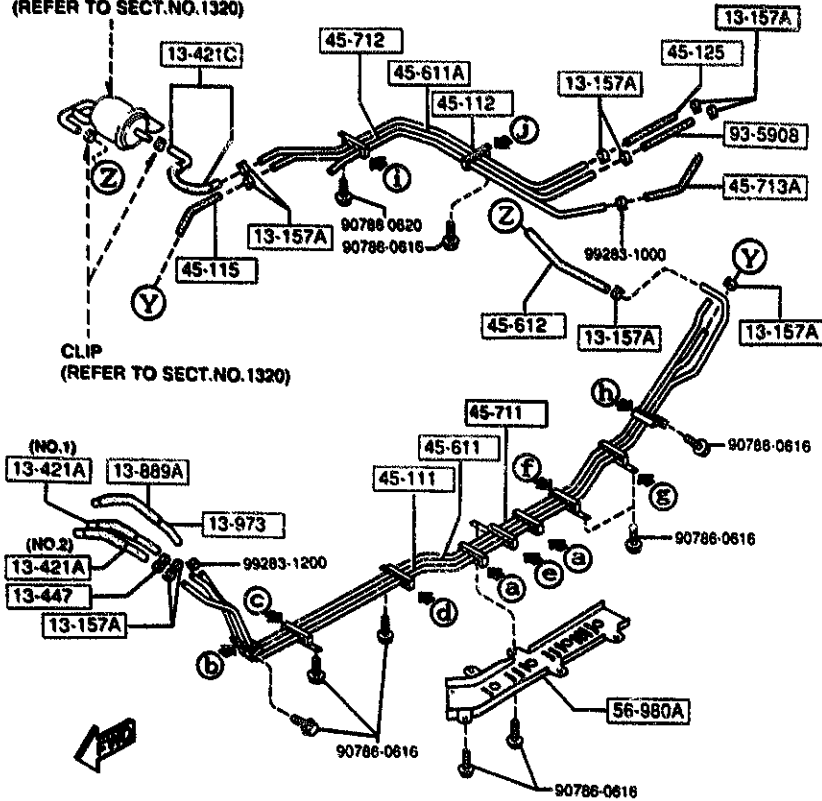


PART NO.	QTY	MODEL/RESTRICTION	MODEL/RESTRICTION	MODEL/RESTRICTION	FROM-TO
45-711		PIPE, EVAPORATION			
FD01-45-711	1				
45-712		PIPE, EVAPORATOR			
FD01-45-712A	1				
45-713A		NOSE, FUEL			
FD01-45-713	1				
45-91X		HOLDER 'E', PIPE-FUEL			
FD01-45-95X	1				
45-910E		HOLDER, PIPE			
FD01-45-910A	1				
45-911C		CLIP, PIPE			
FD01-45-911	9				
45-920A		HOLDER 'B', PIPE			
FD01-45-920	1				
45-930		HOLDER 'C', PIPE			
FD01-45-930	1				
45-940		HOLDER, PIPE			
FD01-45-940A	1				
45-960A		HOLDER 'F', PIPE			
FD01-45-960	1				
45-963		HOLDER 'J', PIPE			
FD01-45-980	1				
45-970		HOLDER 'G', PIPE			
FD01-45-970	1				
45-990		HOLDER 'K', PIPE-FUEL			
FD01-45-990	1				
56-980A		PROTECTOR, PIPE			
FD01-56-191A	1				

4500 FUEL PIPINGS

4500 -3 M FUEL PIPINGS

FILTER, FUEL
(REFER TO SECT. NO. 1320)



(a)	(b)	(c)	(d)	(e)	(f)
45-911C	45-910E	45-920A	45-930	45-940	45-91X
(g)	(h)	(i)	(j)		
45-960A	45-990	45-970	45-983		

AUFA04

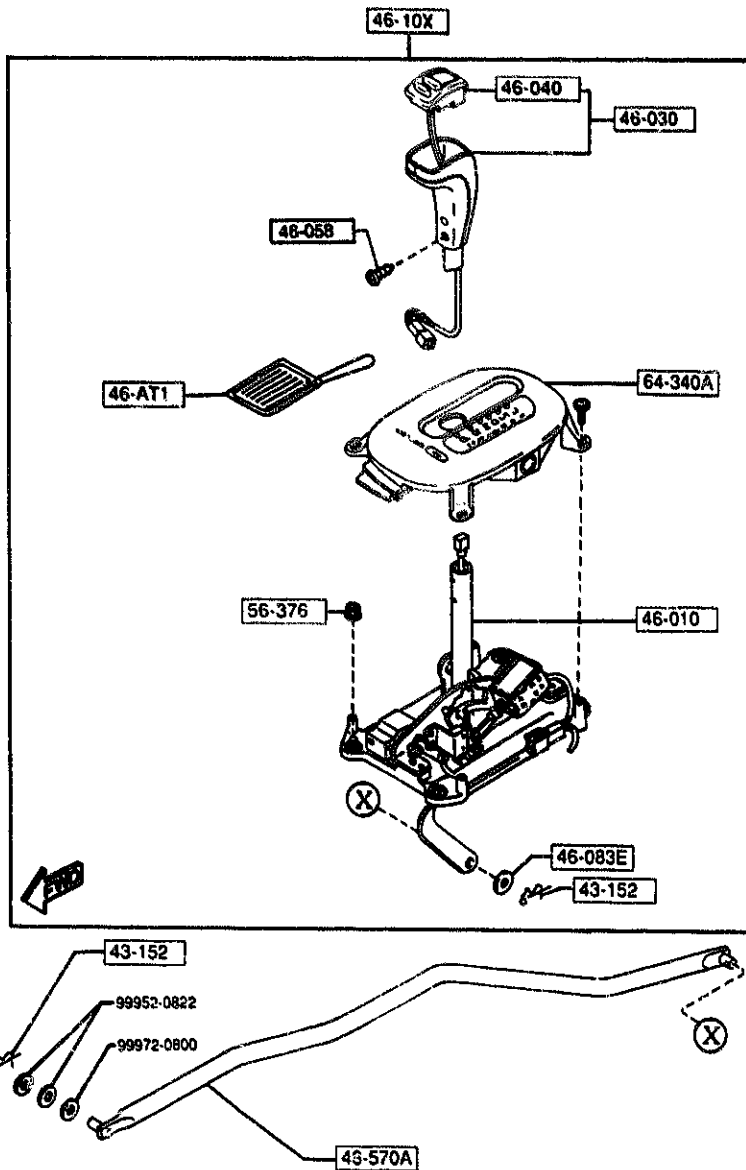
PART NO.	QTY	MODEL/RESTRICTION	MODEL/RESTRICTION	MODEL/RESTRICTION	FROM-TO
93-5908 99359-0815M	1	HOSE			

CAT. AUFA04-06

1994-09

4600 CHANGE CONTROL SYSTEM (AT)

4600 -1 M CHANGE CONTROL SYSTEM (AT)



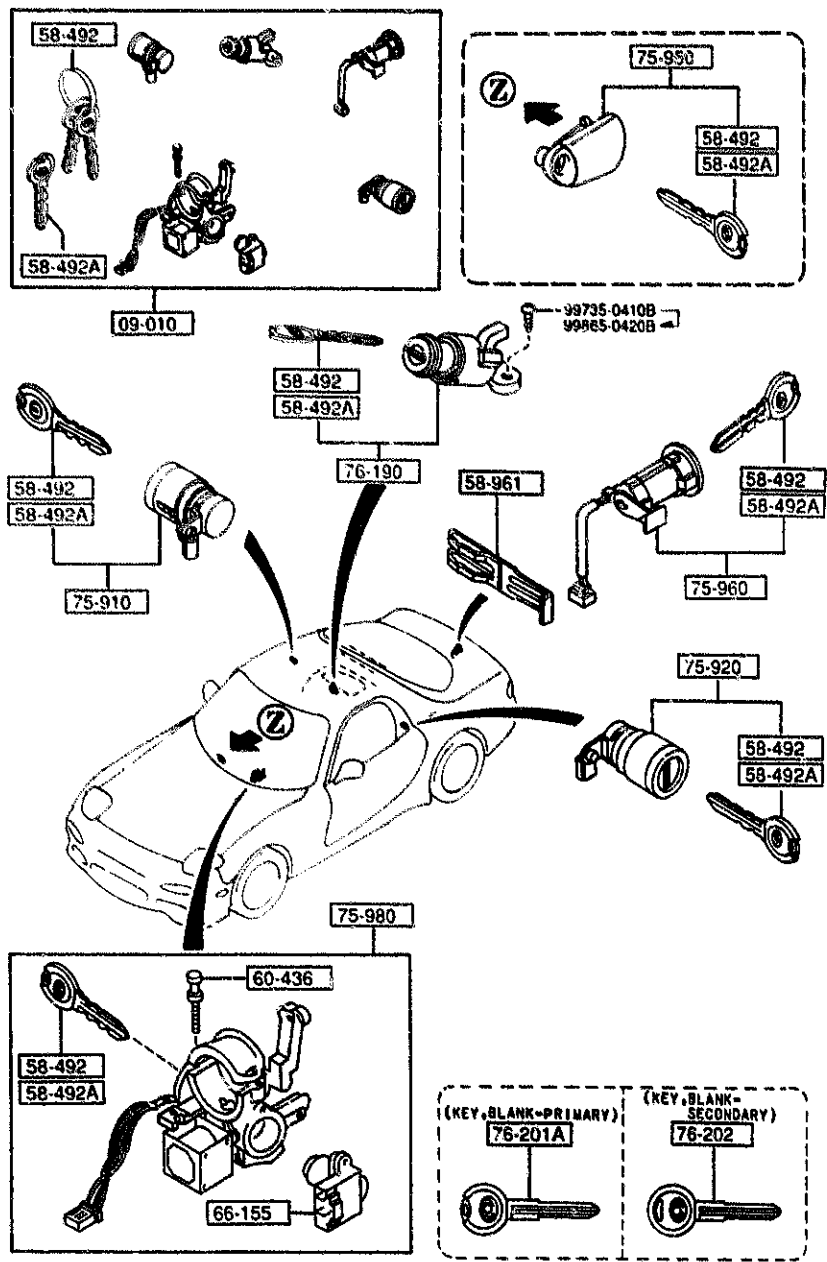
PART NO.	QTY	MODEL/RESTRICTION	MODEL/RESTRICTION	MODEL/RESTRICTION	FROM-TO
43-152 FB02-43-152A	2	PIN, SNAP			
46-AT1 FD02-46-AT1	1	TAG, CAUTION-CHANGE			
46-010 FD02-46-100B A (FD02-46-100C)	1	LEVER, SELECT			-2206
46-030 FD02-46-030	1	KNOB, CHANGE LEVER			2206-
46-040 FC07-46-040A	1	SWITCH, OVER DRIVE CONTROL			
46-058 FD02-46-058	2	SCREW, CHANGE LEVER KNOB			
46-083E J001-46-051	1	WASHER			
46-10X FD02-46-10XD A (FD02-46-10XE)	1	CHANGE COMPLETE			-2206
46-570A FD02-46-570A	1	ROD, SELECTOR-REAR			2206-
56-376 B001-56-376	4	NUT, SELF LOCK			
64-340A FD02-64-350D	1	INDICATOR			
2206 FD3XXX-201662					

AUFA04

CAT. AUFA04-06

1994-09

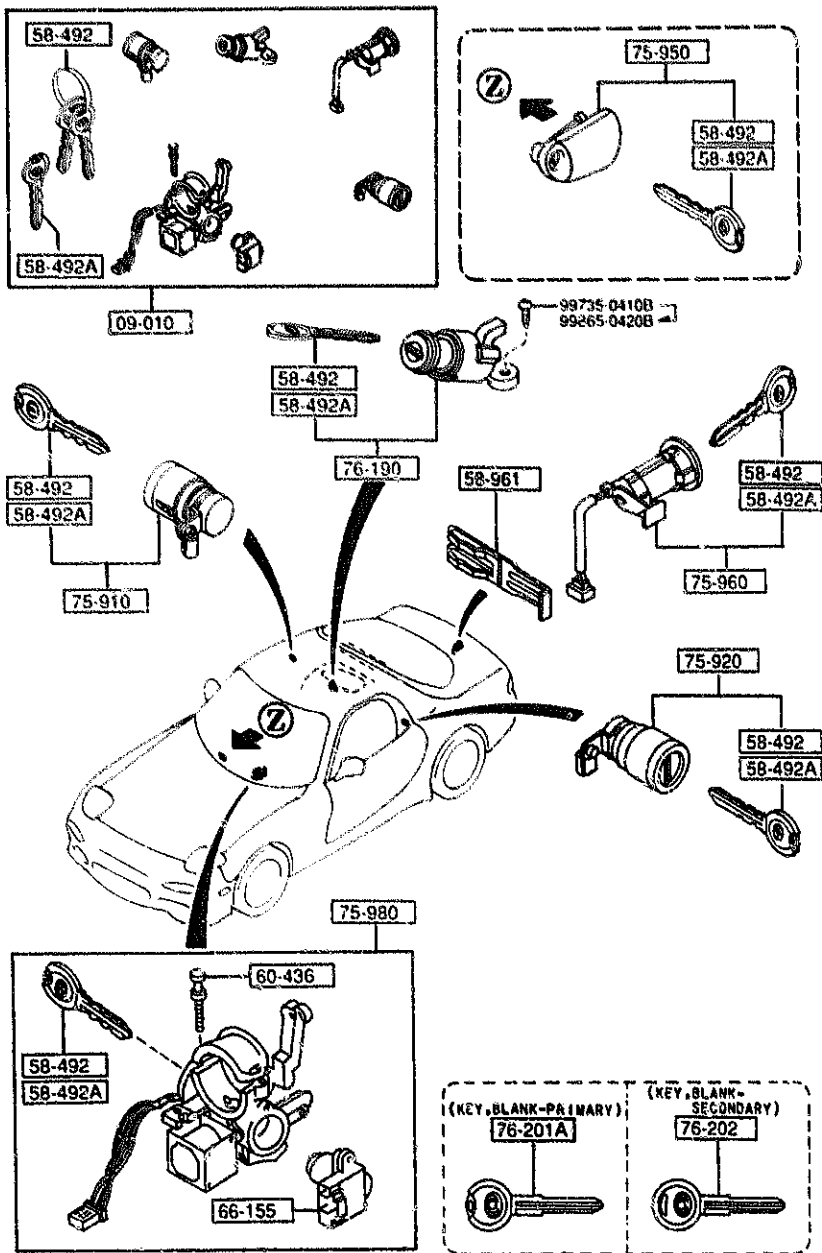
0900 KEY SETS



PART NO.	QTY	MODEL/RESTRICTION	MODEL/RESTRICTION	MODEL/RESTRICTION	FROM-TO
09-010		KEY SET			
FD01-09-010C	1	(MT)			-2413
02	INT-	FE2 FE3 FE4 BLACK			
FD02-09-010C	1	(AT)			-2415
02	INT-	FE2 FE3 FE4 BLACK			
FD01-09-010D	1	(MT)			2413-
02	INT-	FE2 FE3 FE4 BLACK			
FD02-09-010D	1	(AT)			2415-
02	INT-	FE2 FE3 FE4 BLACK			
58-492		KEY, PRIMARY			
FD01-58-492	2	KEY NO. IS REQUIRED			
58-492A		KEY, SECONDARY			
FD01-58-492	1	KEY NO. IS REQUIRED			
58-961		FASTENER, KEY CYL.			
GJ21-56-902A	1				
60-436		BOLT, SET			
H043-66-154	2				
66-155		SWITCH, IGNITION			
FD01-66-151	1				
75-910		KEY SUB SET(R), DOOR			
FD01-76-210	1				
75-950		KEY SUB SET, GLOVE			
FD01-76-250	1				
02	INT-	FE2 FE3 FE4 BLACK			
75-960		KEY SUB SET, LIFT GATE			
FD01-76-260	1				
75-980		KEY SUB SET, IG. SWICH			
FD01-76-290	1	(MT)			
FD02-76-290	1	(AT)			

2413 FD3MKN-204866
2415 FD3MKN-205010

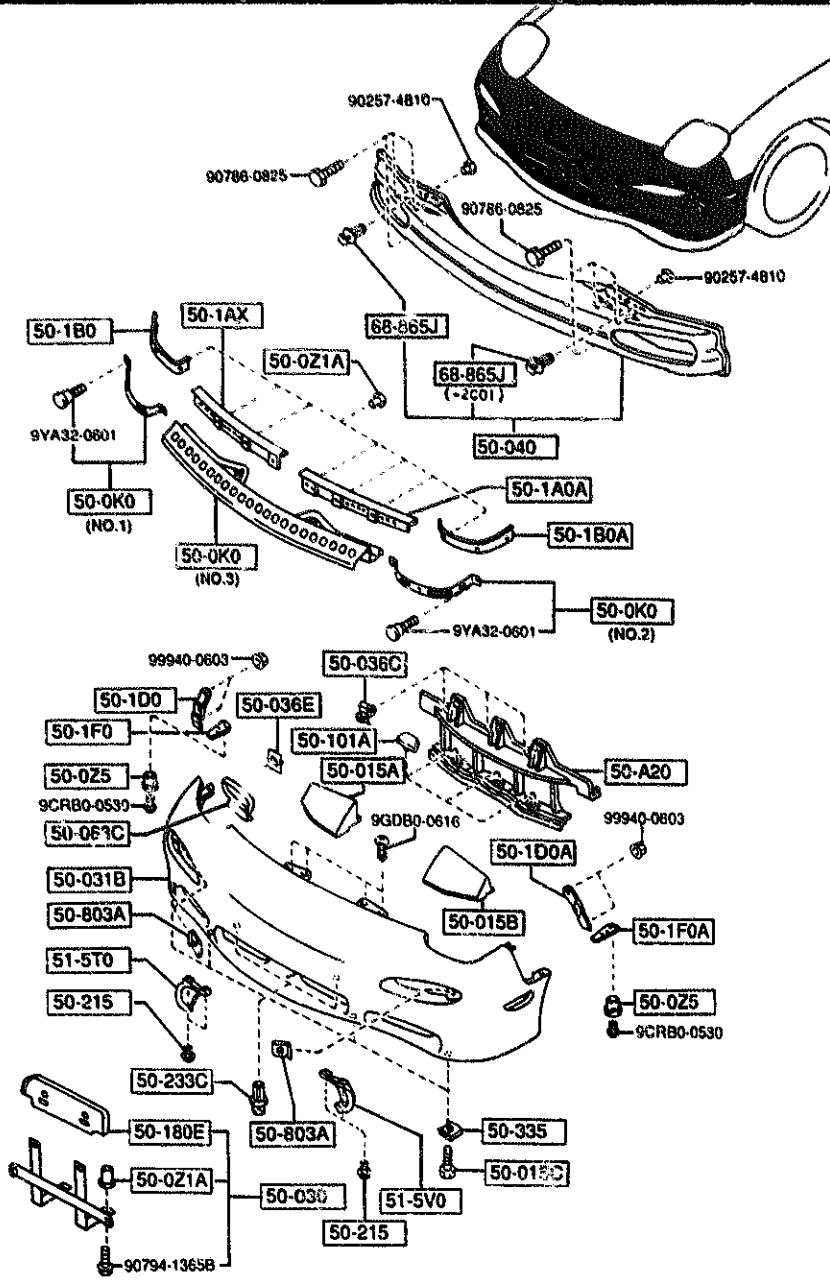
0900 KEY SETS



PART NO.	QTY	MODEL/RESTRICTION	MODEL/RESTRICTION	MODEL/RESTRICTION	FROM TO
76-190		KEY SUB SET, STOWAGE			
FD01-76-190	1				
76-201A		KEY, BLANK-PRIMARY			
FD01-76-201	1				
76-202		KEY, BLANK-SECONDARY			
FD01-76-202	1				

5000 FRONT BUMPER

5000 -1 FRONT BUMPER

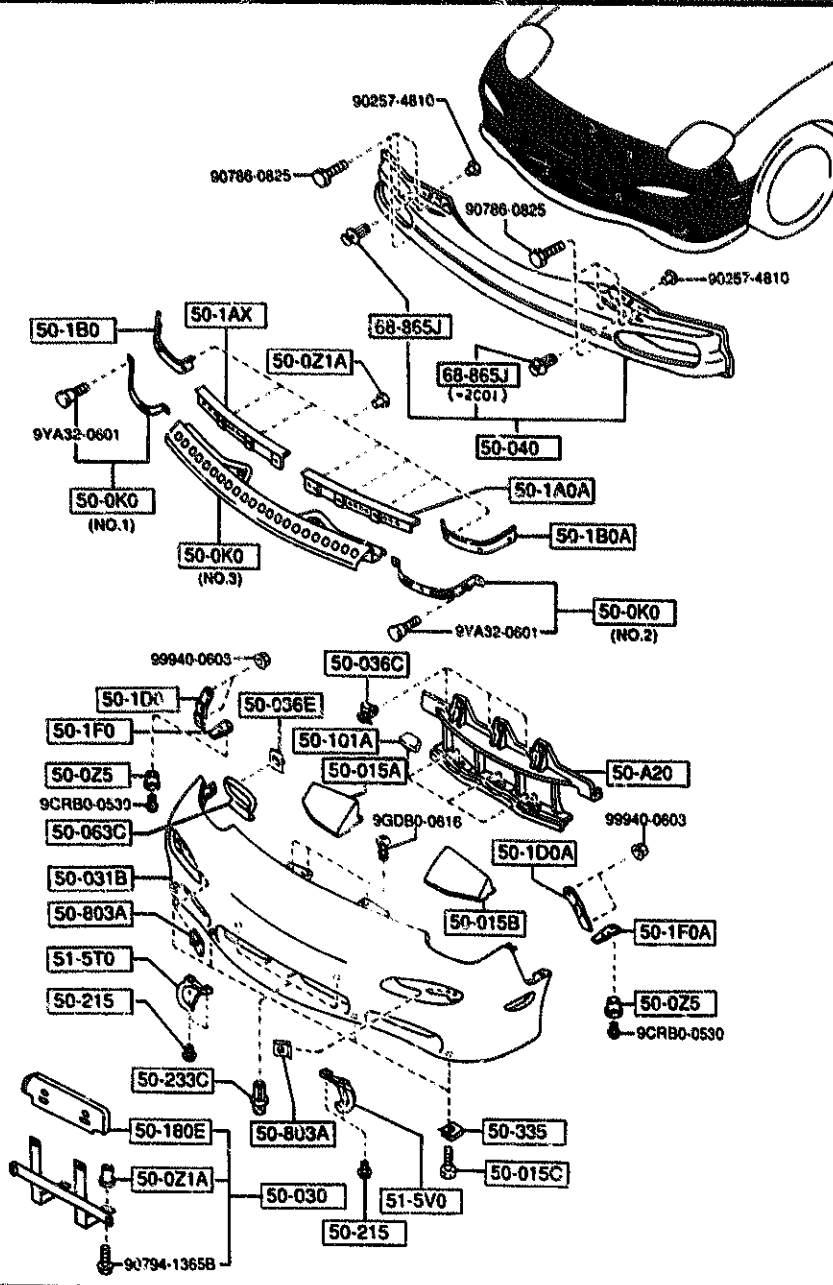


PART NO.	QTY	MODEL/RESTRICTION	MODEL/RESTRICTION	MODEL/RESTRICTION	FROM-TO
50-A20		GUIDE, AIR			
FD01-50-A21	1				
50-0K0		RETAINER, FASCIA			
FD01-50-0KXA	1 (ILLUST. NO.1)				
FD01-50-0K0A	1 (ILLUST. NO.2)				
FD01-50-0K1B	1 (ILLUST. NO.3)				
50-021A		RIVET, BLIND			
BR70-50-021	13				
50-025		GROMMET, SCREW			
FD01-50-025	2				
50-015A		SPACER			
FD01-50-CR0	1				
50-015B		SPACER			
FD01-50-CS0	1				
50-015C		BOLT			
BR70-50-022	4				
50-030		HOLDER, NO. PLATE			
FD01-50-170B	1				
50-031B		FACE, FRONT BUMPER			
FD01-50-031C	1	PAINT TO MATCH			
50-036C		FASTENER			
BF67-50-033	3				
50-036E		CLIP			
GJ21-50-049	2 (MT)				
50-040		REINFORCEMENT, BUMPER			
FD01-50-070B	1				
50-063C		COVER(R), BUMPER			
FD01-51-3G5	1 (MT)				

AUFA04

CAT. AUFA04-06

1994-09



PART NO.	QTY	MODEL/RESTRICTION	MODEL/RESTRICTION	MODEL/RESTRICTION	FROM-10
50-1AX FD01-50-1AYB	1	PLATE NO.1,SET-F. BUMPER			
50-1A0A FD01-50-1AXB	1	PLATE NO.1(L),SET-F.			
50-1B0 FD01-50-1B0A	1	PLATE NO.2(R),SET-F. BUMPER			
50-1B0A FD01-50-1C0A	1	PLATE NO.2(L),SET-F. BUMPER			
50-1D0 FD01-50-1D0	1	PLATE NO.3(R),SET-F. BUMPER			
50-1D0A FD01-50-1E0	1	PLATE NO.3(L),SET-F. BUMPER			
50-1F0 FD01-50-1G1	1	PLATE NO.4(R),SET-F. BUMPER			
50-1F0A FD01-50-1F1	1	PLATE NO.4(L),SET-F. BUMPER			
50-101A NA01-50-101A	3	COVER,GRILLE			
50-180E FB01-50-144	1	PROTECTOR,NO. PLATE			
50-215 D001-50-222	4	SCREW,REAR BUMPER (W/O SUN-RF)			
50-233C BF82-50-233	2	FASTENER,REAR BUMPER			
50-335 FB01-50-133C	10	NUT,CLIP			
50-803A G158-50-803	2	NUT,SIDE PROTECTOR			

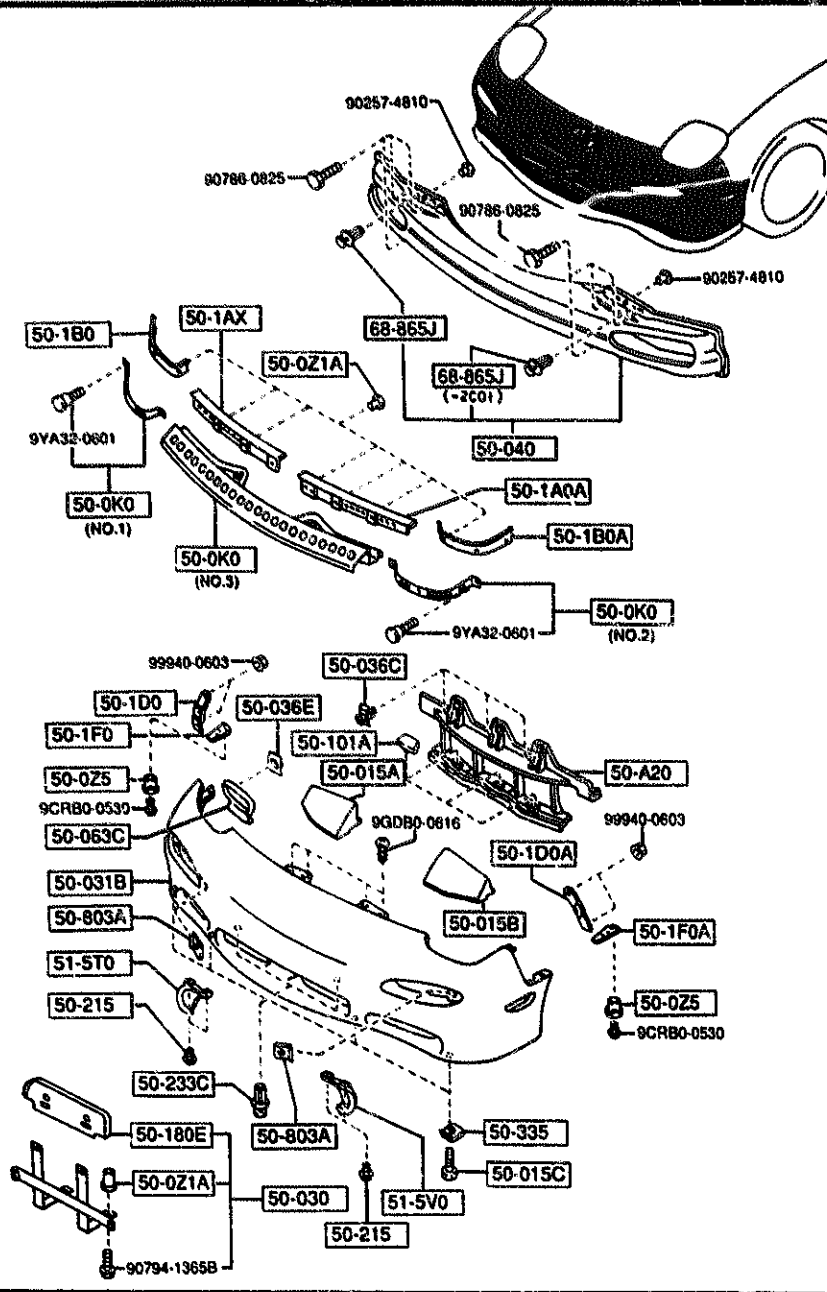
AUFA04

CAT. AUFA04-06

1994-09

5000 FRONT BUMPER

5000 -3 * FRONT BUMPER



PART NO.	QTY	MODEL/RESTRICTION	MODEL/RESTRICTION	MODEL/RESTRICTION	FROM-TO
51-5T0		COVER(R), BUMPER			
FD01-51-5T0	1	(W/O SUN-RF)			
51-5V0		COVER(L), BUMPER			
FD01-51-5V0	1	(W/O SUN-RF)			
68-865J		FASTENER, TRK.S. TRIM			
B103-68-865	2				-2C01
B103-68-865	1				2C01-

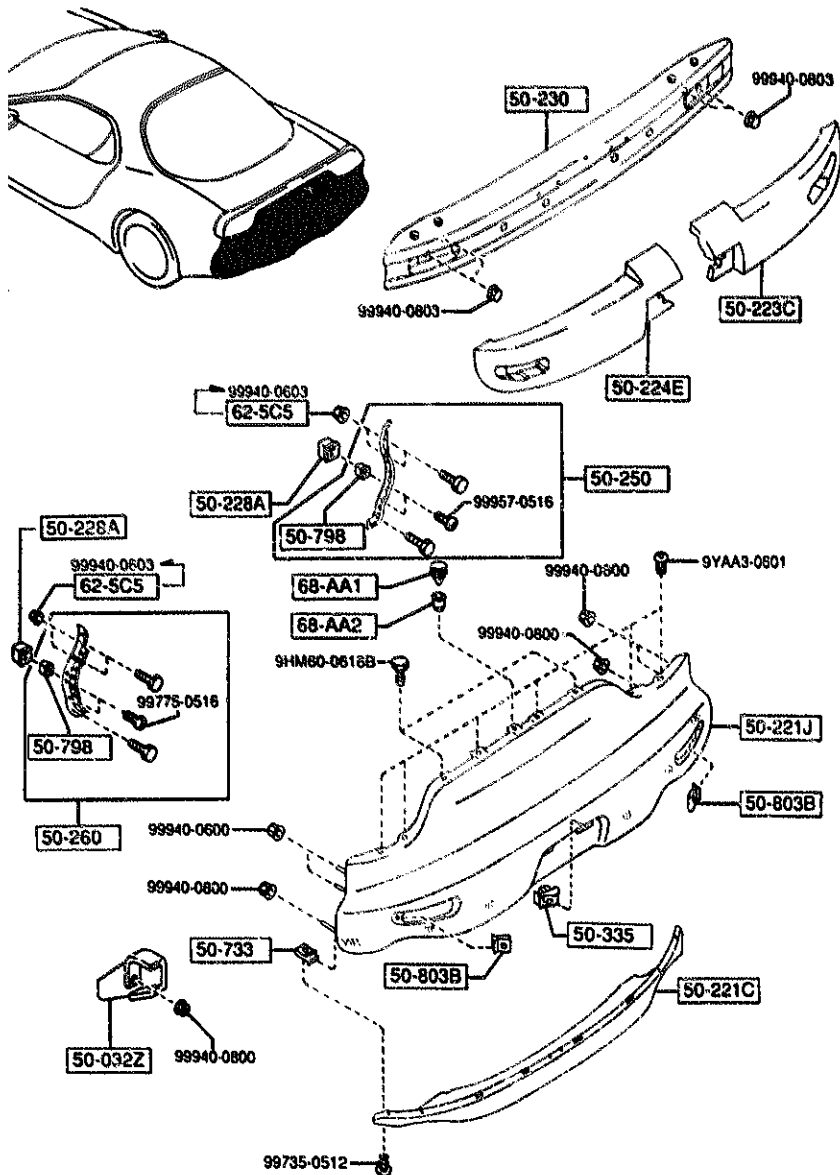
2C01 FD3MM-210514

AUFA04

CAT. AUFA04-06

1994-09

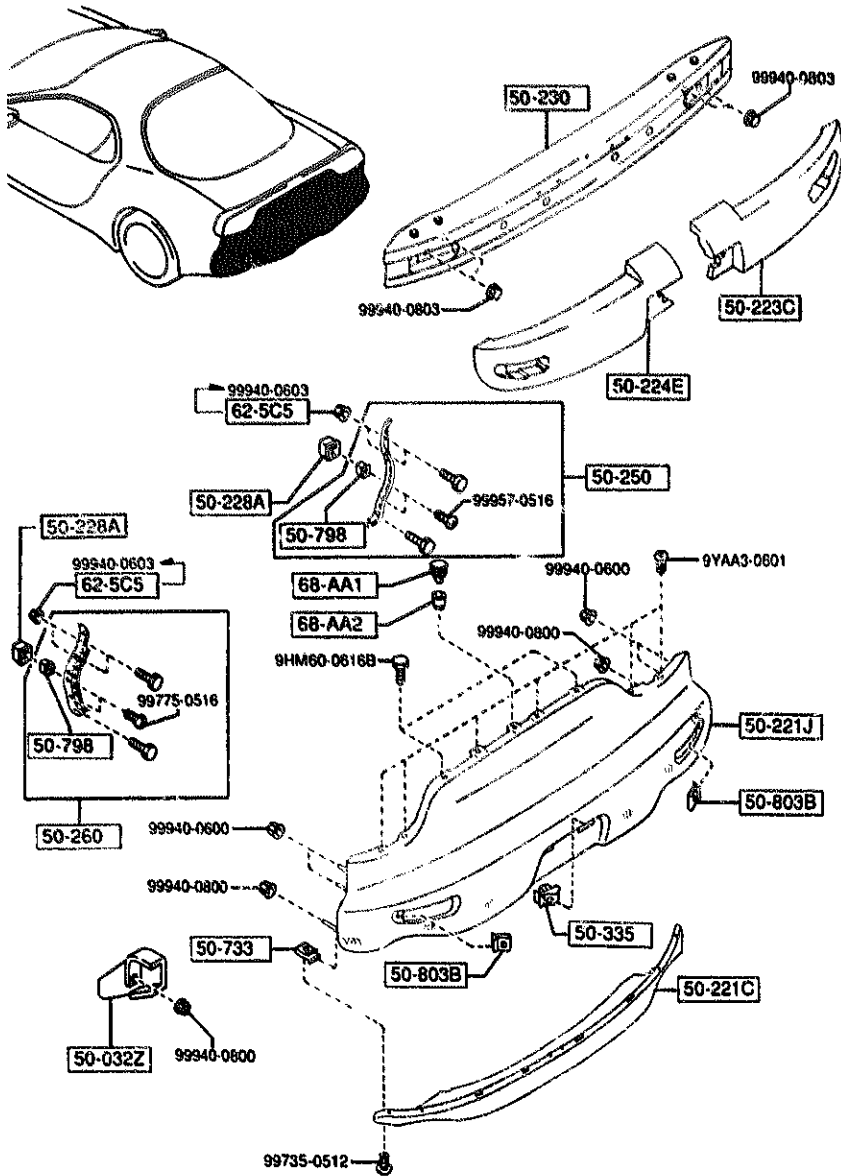
5010 REAR BUMPER



PART NO.	QTY	MODEL/RESTRICTION	MODEL/RESTRICTION	MODEL/RESTRICTION	FRON-TO
50-032Z		PROTECTOR(L)			
FD01-50-1J1	1				
50-221C		BUMPER, REAR LOWER			
FD01-50-231A	1	PAINT TO MATCH			
50-221J		BUMPER, REAR			
FD01-50-221B	1	PAINT TO MATCH			
50-223C		FOAM(R), ENGY. ABS.-RR			
FD07-50-31X	1	BUMP			
50-224E		FOAM(L), ENGY. ABS.-RR			
FD07-50-31Y	1	BUMP			
50-228A		GROMMET			
FD01-50-AF3	4				
50-230		REINFORCEMENT, BUMPER			
FD01-50-260A	1				
50-250		BRACKET(R), RR. BUMPER			
FD01-50-3A0	1				
50-260		BRACKET(L), RR. BUMPER			
FD01-50-3B0	1				
50-335		NUT, CLIP			
FB01-50-133C	2				
50-733		NUT, SPRING-AIR DAM S			
FB01-50-733	7	KIRT			
50-798		SCREW, GROMMET			
FD01-50-799	4				
50-803B		NUT, SPRING			
FD01-50-803	2				

5010 REAR BUMPER

5010 -2 R REAR BUMPER



PART NO.	QTY	MODEL/RESTRICTION	MODEL/RESTRICTION	MODEL/RESTRICTION	FRM-10
62-5C5 LA01-62-5C5	4	NUT, HINGE-QTR WINDOW			-2C01
68-AA1 LA10-68-AA1	1	FASTENER			
68-AA2 LA10-68-AA2	1	FASTENER, SEAL-TRIM			

2C01 F03M*-210514

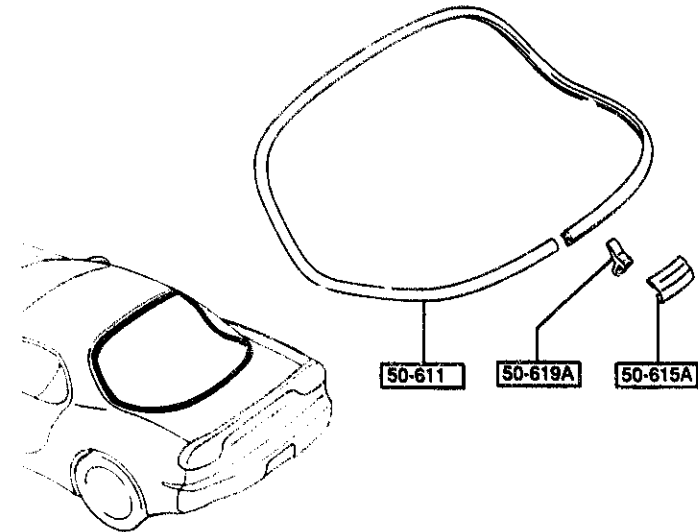
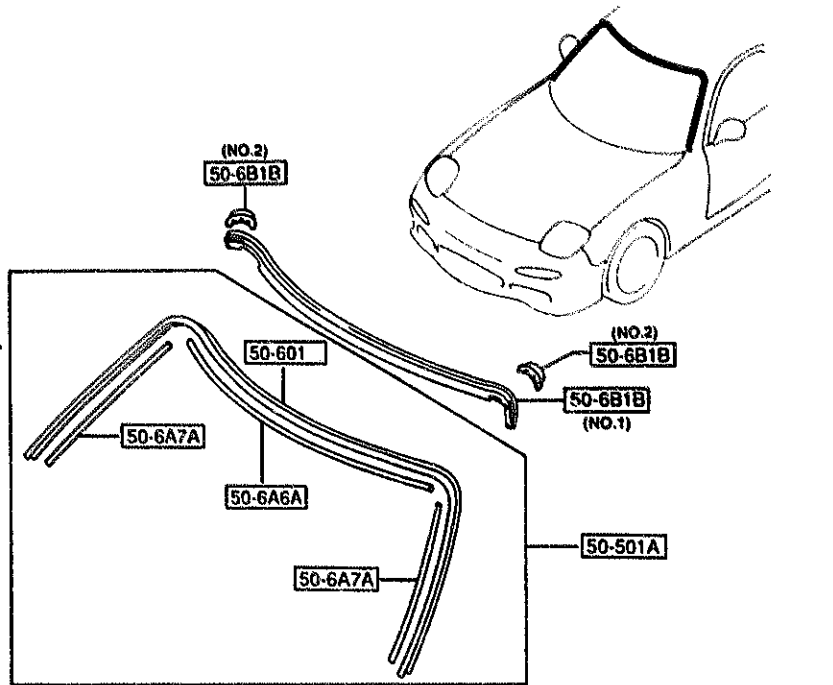
AUFA04

CAT. AUFA04-06

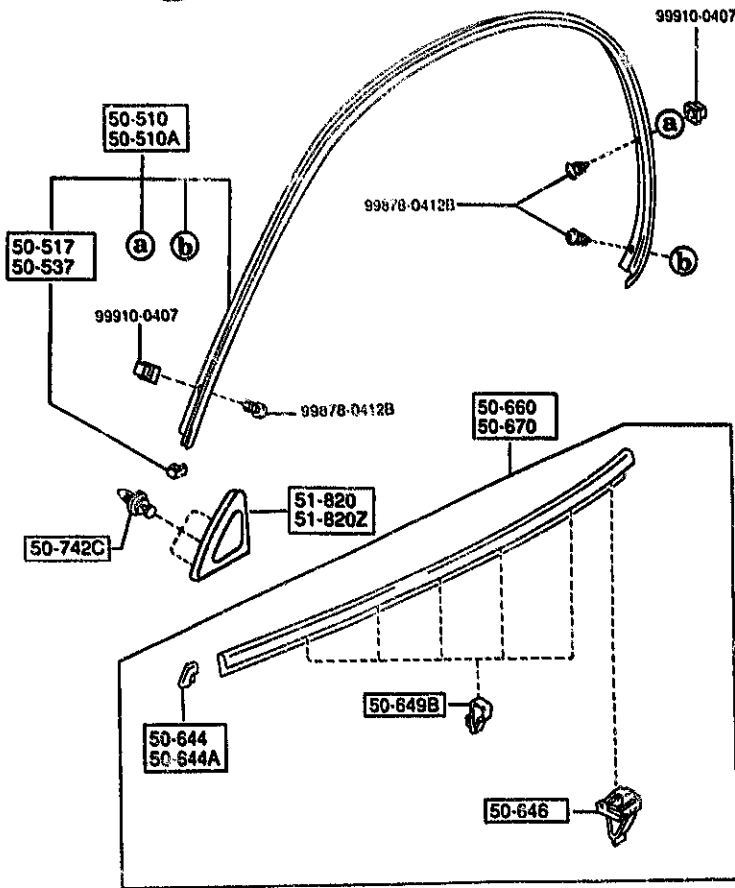
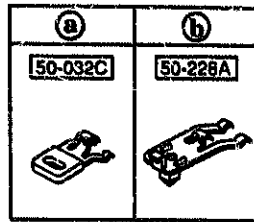

1994-09

5030 WINDOW MOULDINGS

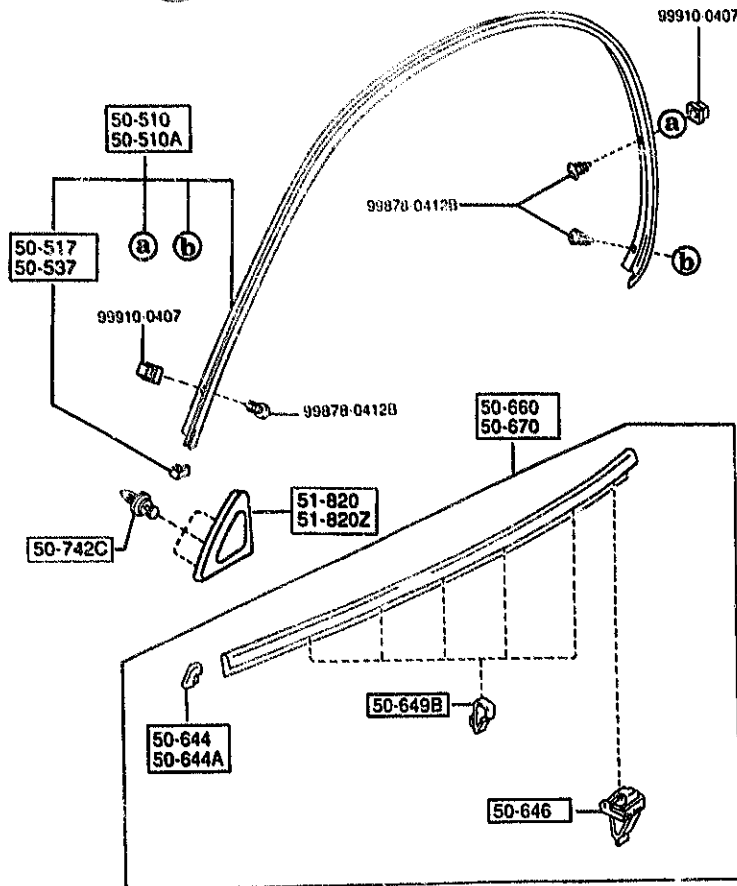
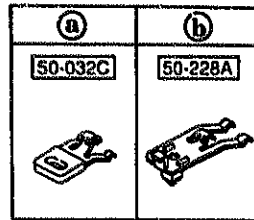
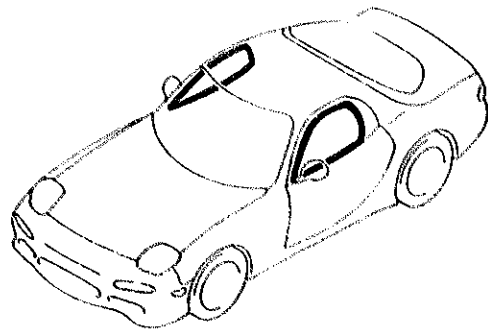
5030 -1 M WINDOW MOULDINGS



PART NO.	QTY	MODEL/RESTRICTION	MODEL/RESTRICTION	MODEL/RESTRICTION	FROM-TO
50-501A		MOULD(CUP), FRT. WINDOW			
FD01-50-6AXA A (FD01-50-6AXA)	1				2601-2722
FD01-50-6AXA AN(FD01-50-6AXB)	1				2722-2809
FD01-50-6AXB	1				2809-
50-6A6A		SEALANT			
FD01-50-6A6	1				2601-2722
50-6A7A		SEALANT			
FD01-50-6A7	2				2601-2722
50-6B1B		PROTR. MOULD-FRT WIND OW			
NA01-50-6B1	1	(ILLUST. NO.1)			
NA01-50-6B2	2	(ILLUST. NO.2)			
50-601		MOULD, WINDOW-FRONT			
FD01-50-601A AN(FD01-50-601B)	1				-2201
FD01-50-601B A (FD01-50-6AX)	1				2201-2601
50-611		MOULD, RR. WINDOW			
FD01-50-600 AN(FD01-50-600A)	1				-2201
FD01-50-600A AN(FD01-50-600B)	1				2201-2825
FD01-50-600B	1				2825-
50-615A		JOINT, BACK WINDOW MO ULD			
FD01-50-615	1				
50-619A		CLIP, RR. WINDOW MOULD			
FD01-50-619 AN(FD01-50-619A)	1				-2201
FD01-50-619A	1				2201-
2201	FD3MXX-201428				
2601	FD3MXX-207062				
2722	FD3MXX-209519				
2809	FD3MXX-210514				
2825	FD3MXX-210514				

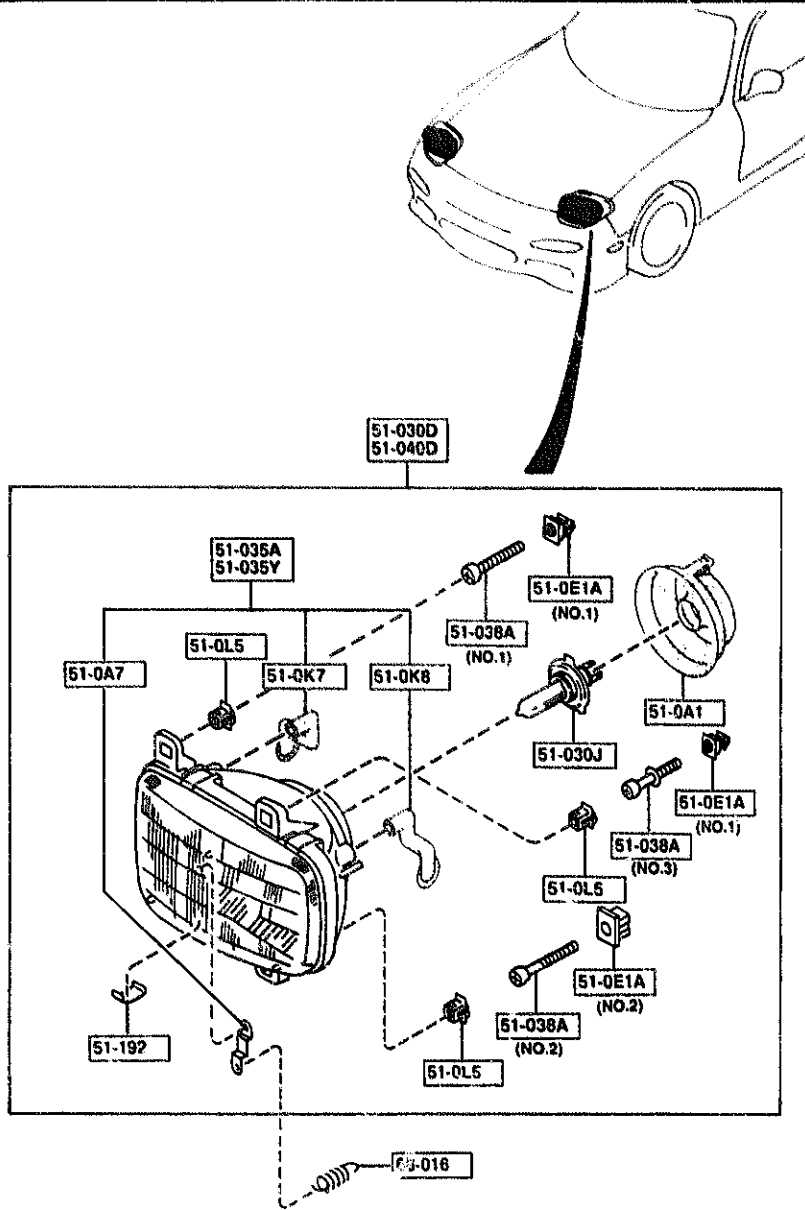


PART NO.	QTY	MODEL/RESTRICTION	MODEL/RESTRICTION	MODEL/RESTRICTION	FROM-TO
50-032C		GROMMET			
MFD01-50-538A	2				
50-228A		GROMMET			
MFD01-50-539A	2				
50-510		MOULD(R), DRIP			
FD01-50-510E	1				
50-510A		MOULD(L), DRIP			
FD01-50-530E	1				
50-517		PROTECTOR(R), DRIP MLDG			
FD01-50-516A	1				
50-537		PROTECTOR(L), DRIP MLDG			
FD01-50-536A	1				
50-644		PROTECTOR'A'(R), BELT LINE			
FD01-50-644A	1				
50-644A		PROTECTOR'A'(L), BELT LINE			
FD01-50-654A	1				
50-646		CLIP, BELT LINE MOULD			
FD01-50-646B	2				
50-649B		CLIP'A', BELT LINE MOULD			
FD01-50-649A	10				
50-660		MOULD(R), BELT LINE			
FD01-50-640D	1				
50-670		MOULD(L), BELT LINE			
FD01-50-650D	1				
50-742C		CLIP			
G043-50-742	6				
51-820		GARNISH(R)			
FD01-50-8R0B	1				



PART NO.	QTY	MODEL/RESTRICTION	MODEL/RESTRICTION	MODEL/RESTRICTION	FROM TO
51-820Z FD01-90-8S08	1	GARNISH(L)			

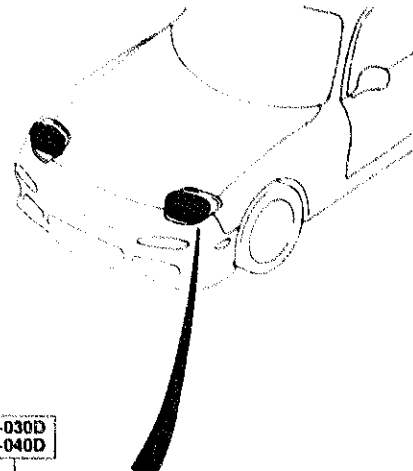
5100 HEAD LAMPS



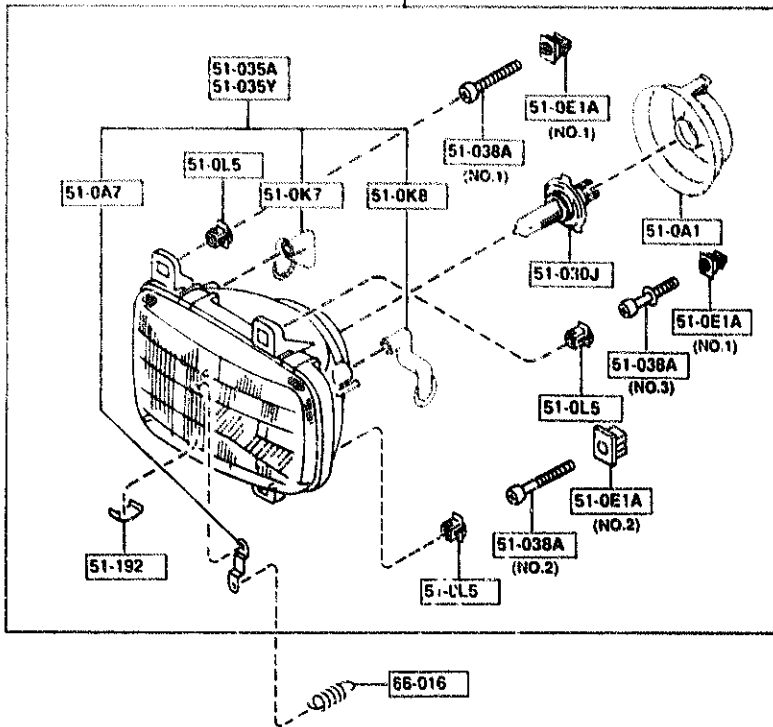
PART NO.	QTY	MODEL/RESTRICTION	MODEL/RESTRICTION	MODEL/RESTRICTION	FROM 10
51-0A1		COVER, SOCKET-HEAD LAMP			
FD01-51-0A1	2				
51-0A7		BRACKET, HEAD LAMP			
FD01-51-0B7	2				
51-0E1A		FASTENER, LAMP			
BR70-51-0E1	4 (ILLUST. NO.1)				
FD01-51-025	2 (ILLUST. NO.2)				
51-0K7		TUBE, HEAD LAMP			
FD01-51-0K7	2				
51-0K8		TUBE, HEAD LAMP			
FD01-51-0K8	2				
51-0L5		BEARING, HEAD LAMP			
FD01-51-0L5	6				
51-030D		LAMP(R), HEAD			
FD01-51-030C	1				-2401
AN(FD01-51-030D)					
FD01-51-030D	1				2401-
51-030J		BULB			
99703-8605	2	12V 60/55W			
51-035A		UNIT(R), HEAD LAMP			
FD01-51-0K0C	1				-2401
AN(FD01-51-0K0D)					
FD01-51-0K0D	1				2401-
51-035Y		UNIT(L), HEAD LAMP			
FD01-51-0L0C	1				-2401
AN(FD01-51-0L0D)					
FD01-51-0L0D	1				2401-
51-038A		SCREW, ADJUST			
FD01-51-037	2 (ILLUST. NO.1)				
FD02-51-037	2 (ILLUST. NO.2)				
2401 FD3MM-204313					

5100 -2 W HEAD LAMPS

5100 HEAD LAMPS



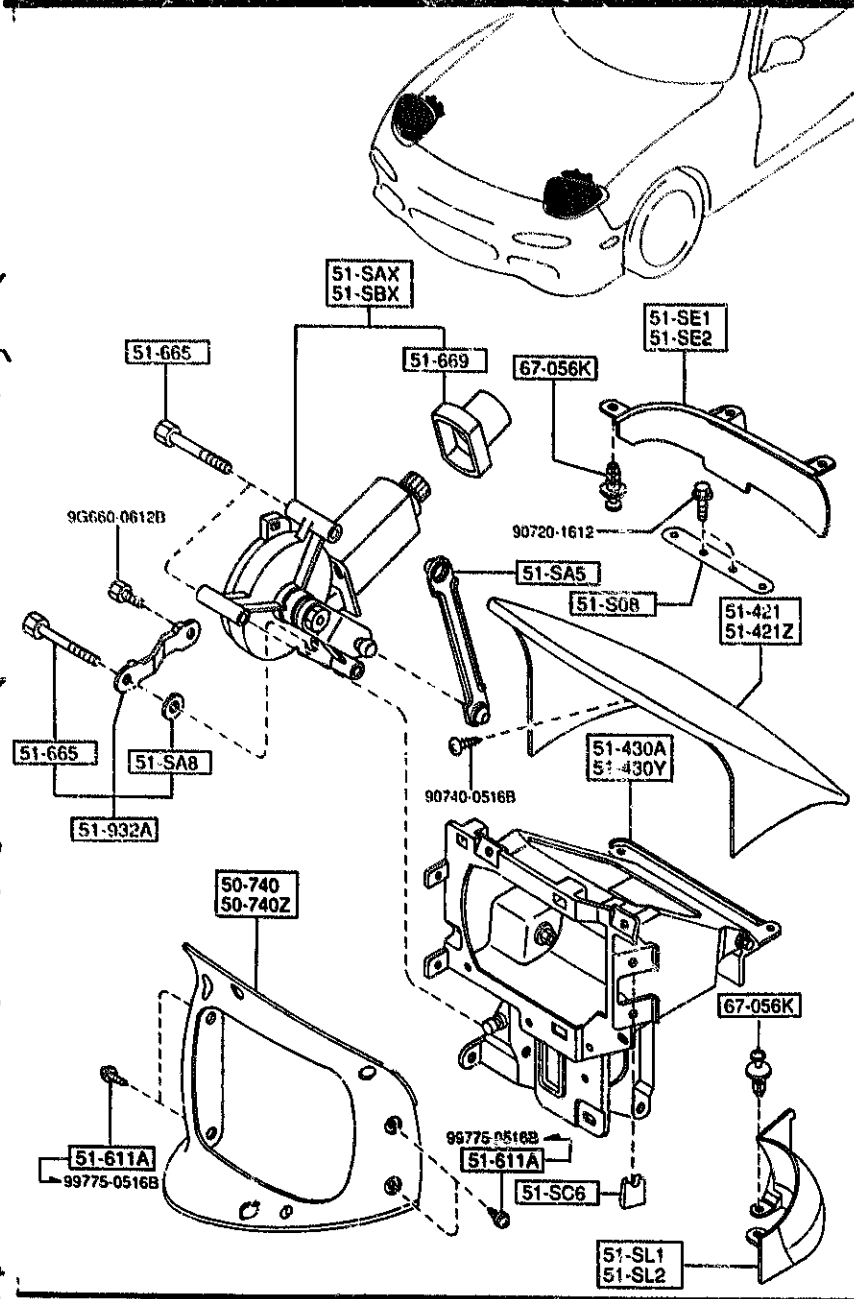
51-030D
51-040D



PART NO.	QTY	MODEL/RESTRICTION	MODEL/RESTRICTION	MODEL/RESTRICTION	FROM TO
CONT'D					
FD01-51-047	2	(ILLUST. NO.3)			
51-040D		LAMP(L).HEAD			
FD01-51-040C AN(FD01-51-040D)	1				-2401
FD01-51-040D	1				2401-
51-192		CLIP			
B455-51-0A6	8				
66-016		SPRING,ADJUST			
FC42-51-036	2				

2401 FD3MM-204313

5103 HEAD LAMP RETRACTORS



PART NO.	QTY	MODEL/RESTRICTION	MODEL/RESTRICTION	MODEL/RESTRICTION	FROM TO
50-740		BEZEL (R), LAMP			
FD01-50-741B AN(FD01-50-741C)	1				-2501
FD01-50-741C	1				2501-
50-740Z		BEZEL (L), LAMP			
FD01-50-751B AN(FD01-50-751C)	1				-2501
FD01-50-751C	1				2501-
51-SAX		MOTOR (R), RETRACTABLE HEAD			
FD01-51-SAXB	1				
51-SA5		ROD, RETRACTABLE			
FD01-51-SA5	2				
51-SA8		WASHER			
NA01-51-SA8	2				
51-SBX		MOTOR (L), RETRACTABLE HEAD			
FD01-51-SBXB	1				
91-SC6		NUT, STOPPER-LAMP HINGE			
FD01-69-276 C (FD01-69-276A)	6				-2101
FD01-69-276A	6				2101-
51-SE1		PROTECTOR (R), RETRA H/L			
FD01-51-SE1A	1				
51-SE2		PROTECTOR (L), RETRA. H/L			
FD01-51-SE2A	1				
51-SL1		PROTECTOR (R), FENDER			
FD01-51-SL1A	1				
51-SL2		PROTECTOR (L), FENDER			
FD01-51-SL2A	1				
51-S08		PLATE, RETRACTABLE			
FD01-51-S08A	2				
FD01-69-276 C FD01-69-276A 99775-0516B			2101 FD3MMK-200251 2501 FD3MMK-205709		

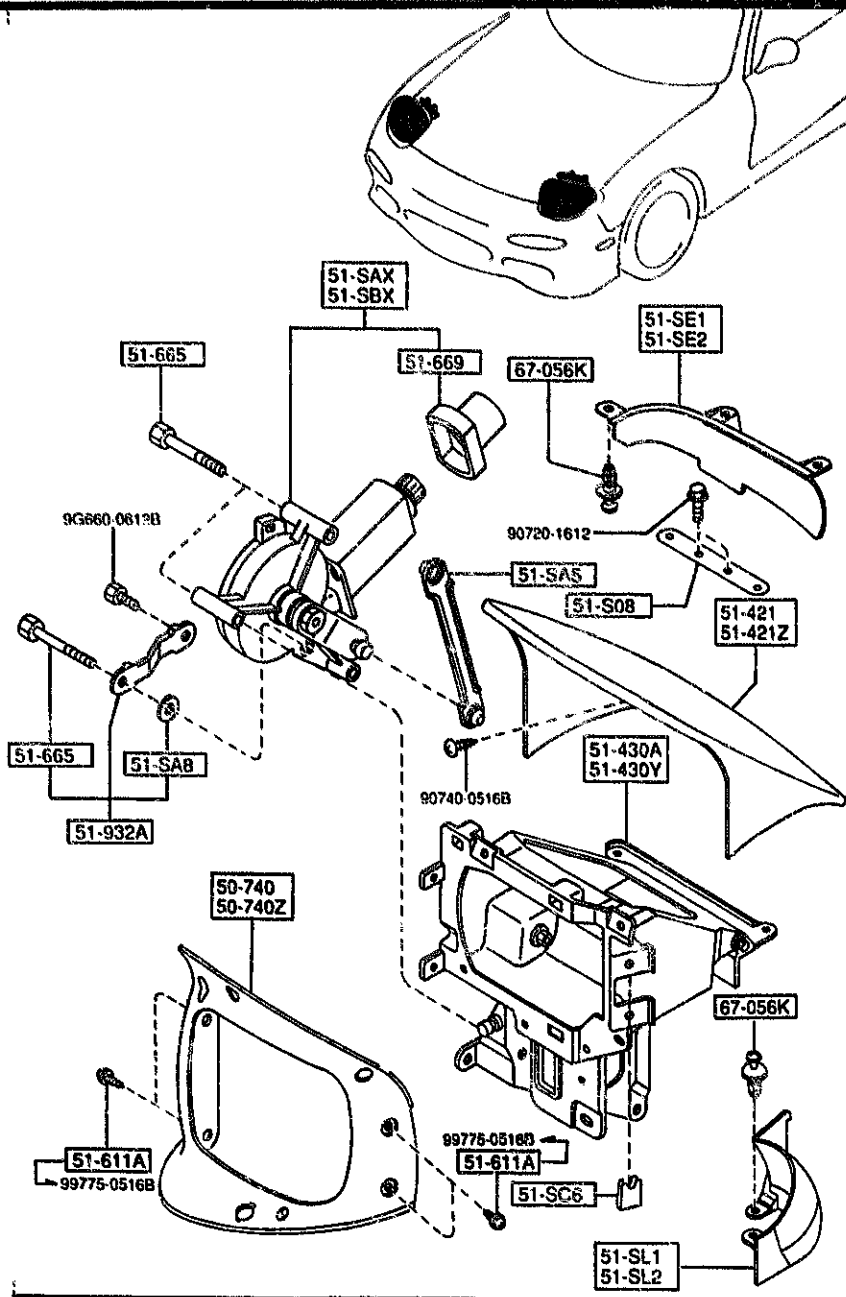
AUFA04

CAT. AUFA04-06

1994-09

5103 HEAD LAMP RETRACTORS

5103 -2 * HEAD LAMP RETRACTORS



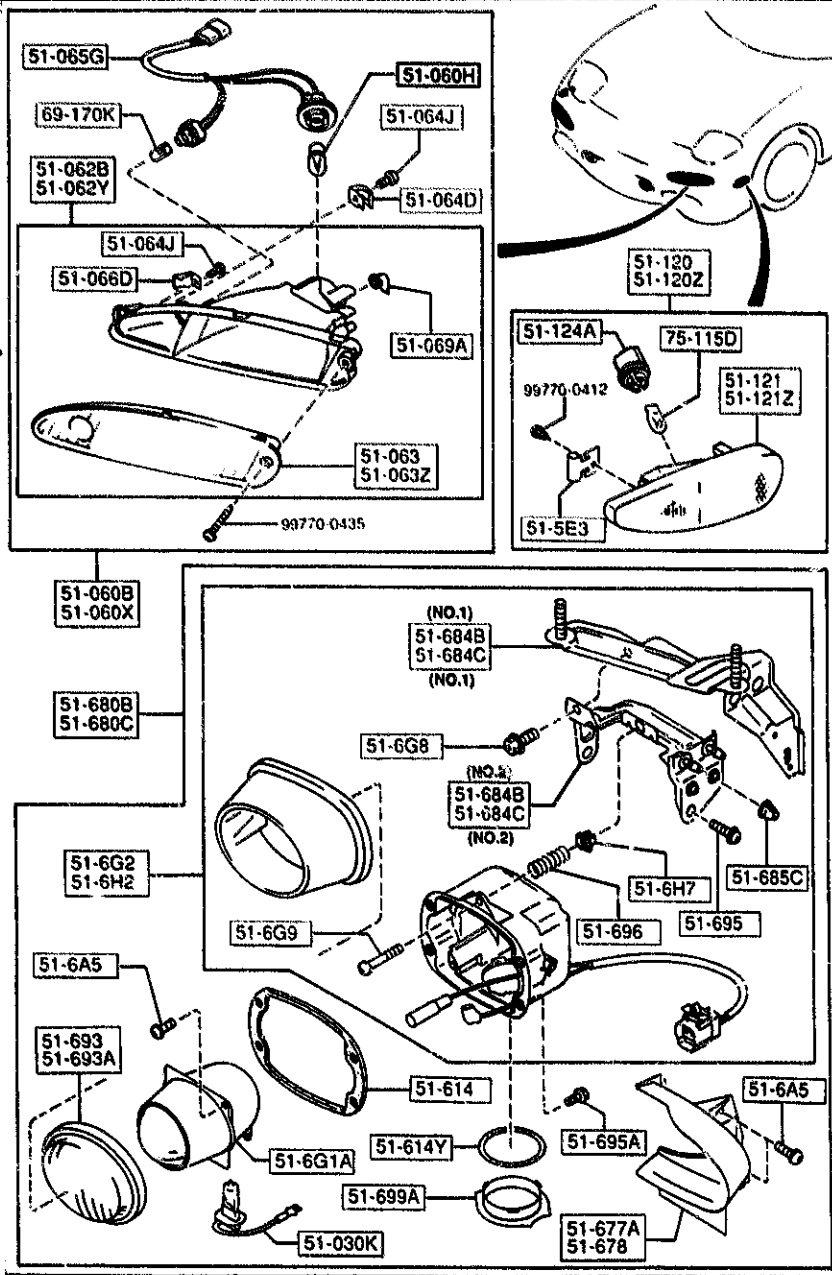
PART NO.	QTY	MODEL/RESTRICTION	MODEL/RESTRICTION	MODEL/RESTRICTION	FROM-TO
51-421		LID(R), LAMP			
FDY2-51-SH1	1				
51-421Z		LID(L), LAMP			
FDY2-51-SH2	1				
51-430A		HINGE(R), LID-LAMP			
FD01-51-SC0B C (FD01-51-SC0C)	1				-2101
FD01-51-SC0C AN(FD01-51-SC0D)	1				2101-2901
FD01-51-SC0D	1				2901-
51-430Y		HINGE(L), LID-LAMP			
FD01-51-SD0B C (FD01-51-SD0C)	1				-2101
FD01-51-SD0C AN(FD01-51-SD0D)	1				2101-2901
FD01-51-SD0D	1				2901-
51-611A		SCREW, HEAD LAMP BEZE			
8481-50-75X	8				-2101
51-665		BOLT, MOTOR-RETRACT H /LAMP			
F801-51-665	8				
51-669		BOOY, MOTOR-RETRACT H /L			
NA01-51-669	2				
51-932A		BRACKET, MOTOR			
FD01-51-S1Y	2				
67-056K		RIVET			
UB39-50-795	10				
FD01-51-SC0B C FD01-51-SC0C 99775-0516B			2101 FD3MXX-200251 2901 FD3MXX-210499		
FD01-51-SD0B C FD01-51-SD0C 99775-0516B					

AUFA04

CAT. AUFA04-06

1994-09

5105 FRONT COMBINATION LAMPS



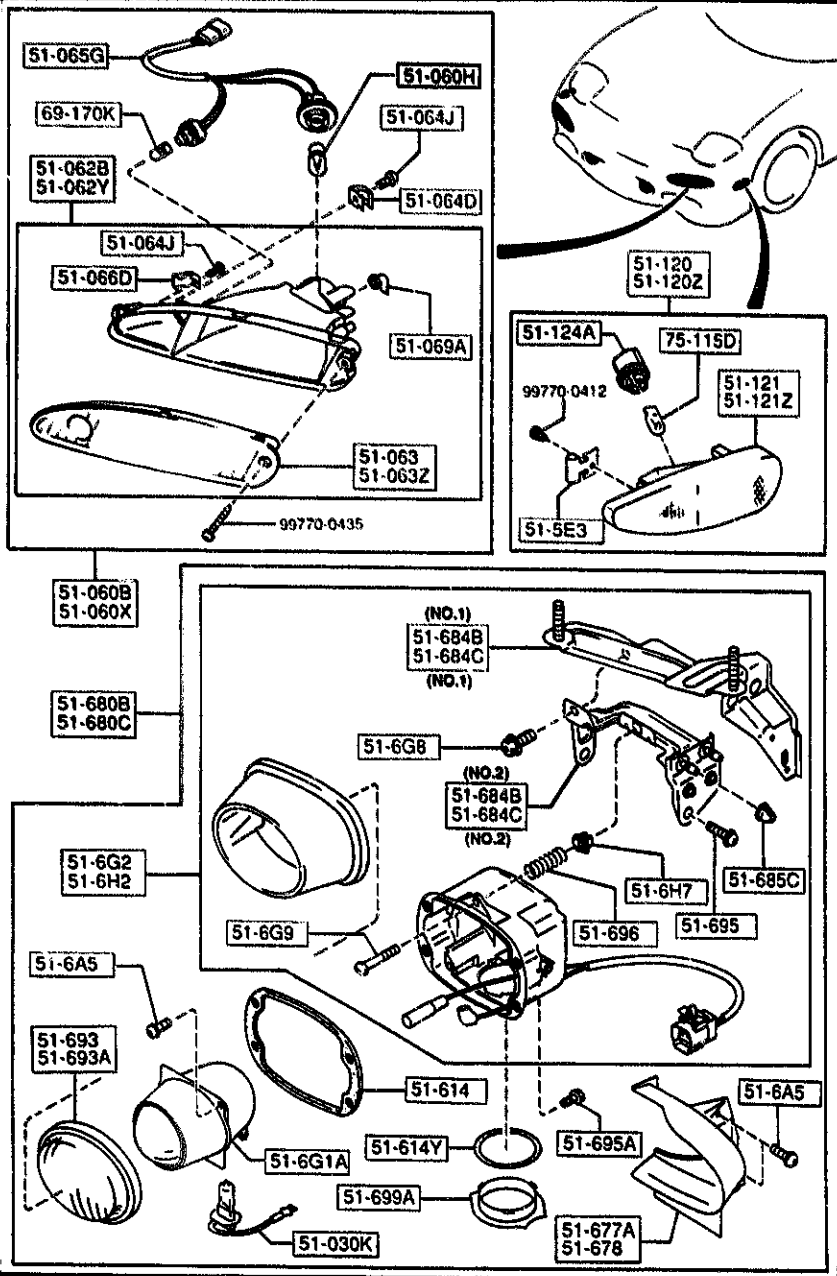
AUFA04

PART NO.	QTY	MODEL/RESTRICTION	MODEL/RESTRICTION	MODEL/RESTRICTION	FROM TO
51-030K		BULB			
99703-4350	2	12V/35W (SUNROOF)			
51-060B		LAMP(R), FRT. COMB.			
FD01-51-060D	1				
51-060H		BULB			
90701-7270	2	12V/27W			
51-060X		LAMP(L), FRT. COMB.			
FD01-51-070D	1				
51-062B		LENS & BODY(R), F. CO MB.			
FD01-51-06XB	1				
51-062Y		LENS & BODY(L), F. CO MB.			
FD01-51-07XB	1				
51-063		LENS(R), FRT COMB.			
FD01-51-061	1				
51-063Z		LENS(L), FRT COMB.			
FD01-51-071	1				
51-064D		SPRING, FRT. COMB.			
FD01-51-057	2				
51-064J		SCREW, TAPPING			
FD01-51-1E6	4				
51-0650		SOCKET, F. COMB. LAMP			
FD01-51-064A	2				
51-066D		BRACKET, FRONT COMB. LAMP			
FD01-51-056	2				
51-069A		TUBE, HEAD LAMP			
NA01-51-069	2				

CAT. AUFA04-06

1994-09

5105 FRONT COMBINATION LAMPS



PART NO.	QTY	MODEL/RESTRICTION	MODEL/RESTRICTION	MODEL/RESTRICTION	FROM-TO
51-120		LAMP(R),SIDE TURN			
FD01-51-5E0B	1				
51-120Z		LAMP(L),SIDE TURN			
FD01-51-5F0B	1				
51-121		LENS & BODY(R)			
FD01-51-5E1B	1				
51-121Z		LENS & BODY(L)			
FD01-51-5F1B	1				
51-124A		SOCKET,SIDE TURN			
H380-51-5E2	2				
51-5E3		SPRING,FRONT SIDE			
FD01-51-5E3	2				
51-6A5		SCREW,F. FOG LAMP			
FD01-51-6A5	8 (SUNROOF)				
51-601A		UNIT,FOG LAMP			
FD01-51-601A	2 (SUNROOF)				
51-602		HOUSING(R),FOG LAMP			
FD01-51-68YB	1 (SUNROOF)				
51-608		BOLT,SPECIAL			
FD01-51-608	2 (SUNROOF)				
51-609		SCREW,ADJUST			
FD01-51-609	2 (SUNROOF)				
51-6H2		HOUSING(L),FOG LAMP			
FD01-51-69YB	1 (SUNROOF)				
51-6H7		SCREW,GROMMET			
FD01-51-6H7	2 (SUNROOF)				
51-614		GASKET			
FD01-51-68Z	2 (SUNROOF)				
2401 FD3MM-204313					

-2401

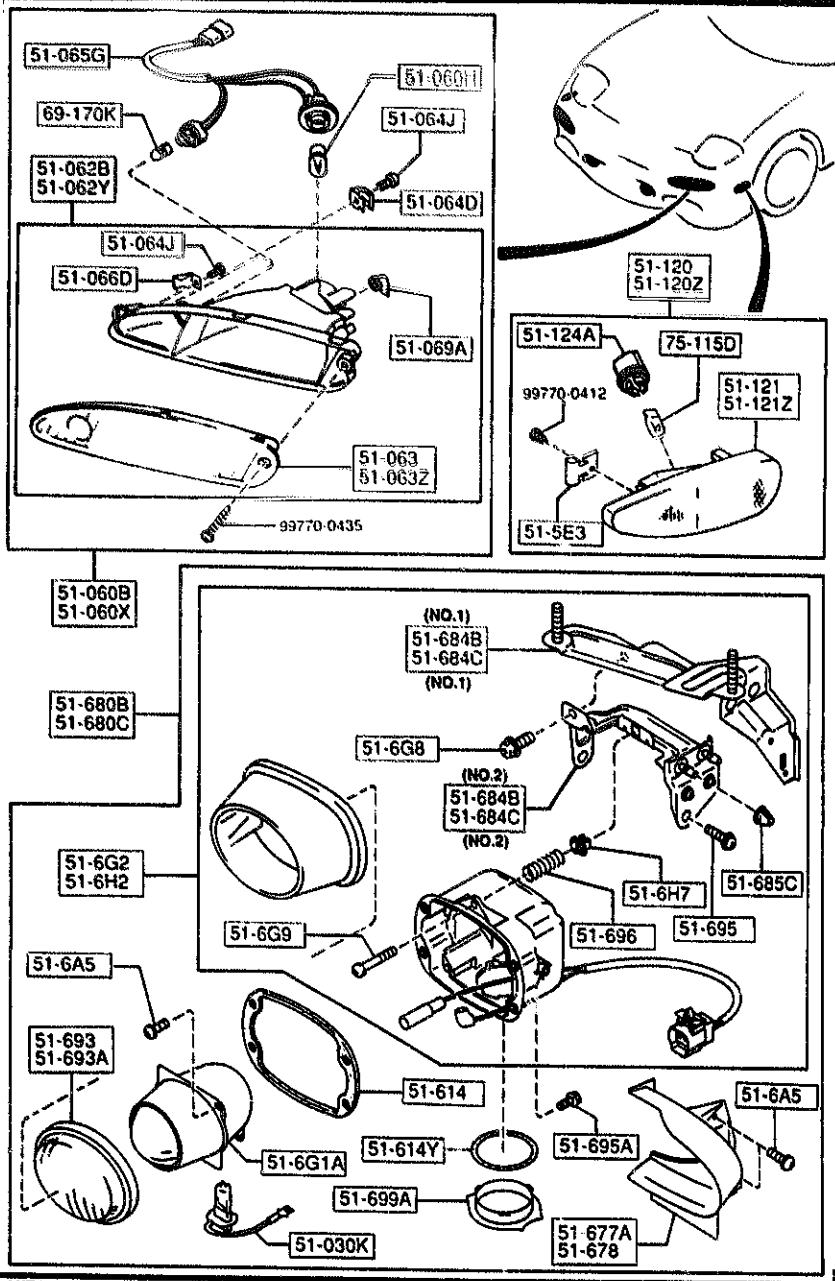
AUFA04

CAT. AUFA04-06

1994-09

5105 FRONT COMBINATION LAMPS

9105 -3 FRONT COMBINATION LAMPS



PART NO.	QTY	MODEL/RESTRICTION	MODEL/RESTRICTION	MODEL/RESTRICTION	FROM TO
51-614Y		GASKET(L)			
FD01-51-692	2	(SUNROOF)			
51-677A		COVER(R), FOG LAMP			
FD01-51-677	1	(SUNROOF)			
51-678		COVER(L), FOG LAMP			
FD01-51-678	1	(SUNROOF)			
51-680B		LAMP(R), F. FOG			
FD01-51-680C	1	(SUNROOF)			
51-680C		LAMP(L), F. FOG			
FD01-51-690C	1	(SUNROOF)			
51-684B		BRACKET(R), F. FOG LAMP			
FD01-51-684A	1	(ILLUST. NO.1) (SUNROOF)			
FD02-51-684	1	(ILLUST. NO.2) (SUNROOF)			
51-684C		BRACKET(L), LAMP-F. FOG			
FD01-51-694A	1	(ILLUST. NO.1) (SUNROOF)			
FD02-51-694	1	(ILLUST. NO.2) (SUNROOF)			
51-685C		CLIP			
FD01-51-674	4	(SUNROOF)			
51-693		LENS(R), FOG LAMP			
FD01-51-683	1	(SUNROOF)			
51-693A		LENS(L), FOG LAMP			
FD01-51-693	1	(SUNROOF)			
51-695		SCREW, FRONT FOG LAMP			
FD01-51-695	4	(SUNROOF)			
51-695A		SCREW, LAMP			
FD01-51-671	8	(SUNROOF)			

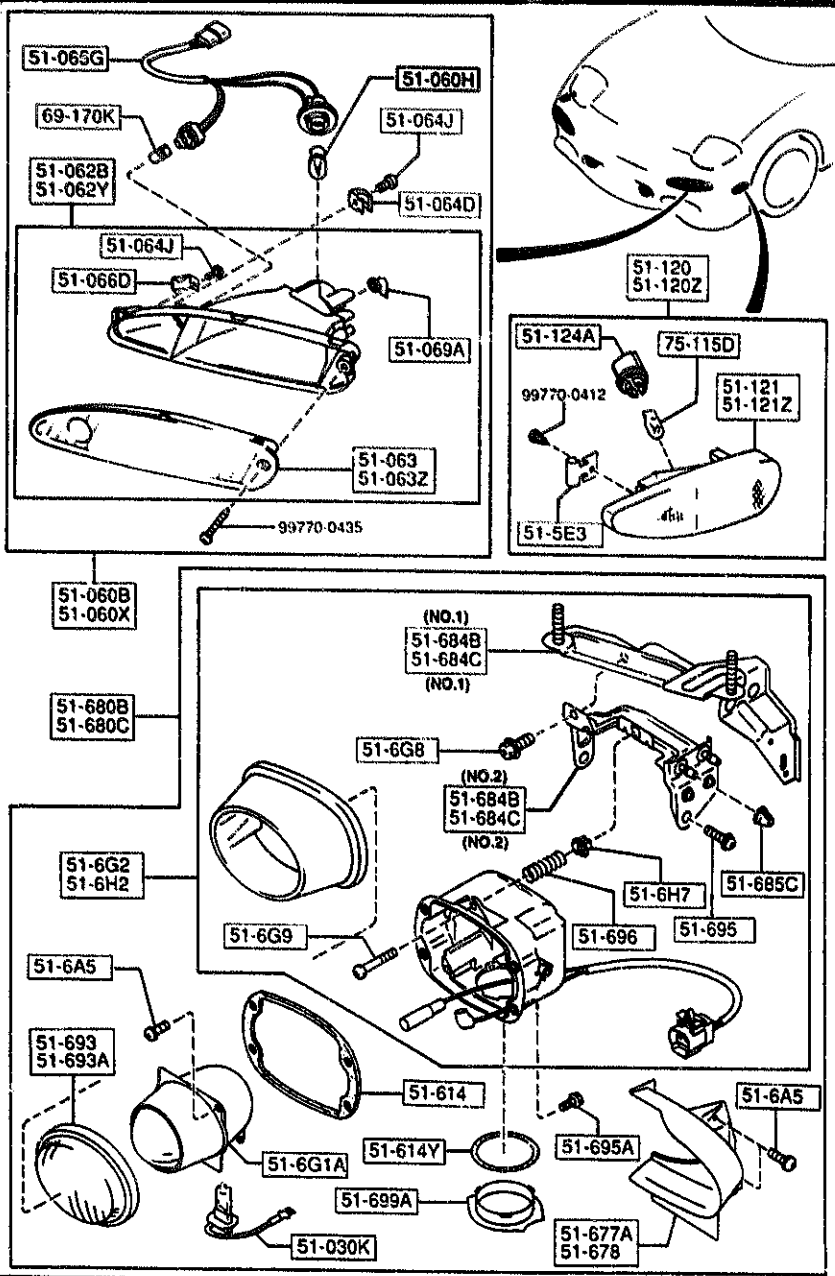
AUFA04

CAT. AUFA04-06

1994-09

5105 -4 N FRONT COMBINATION LAMPS

5105 FRONT COMBINATION LAMPS



PART NO.	QTY	MODEL/RESTRICTION	MODEL/RESTRICTION	MODEL/RESTRICTION	FRONT TO
51-696		SPRING, FRONT FOG LAMP			
F001-51-696	2	(SUNROOF)			
51-699A		COVER, F. FOG LAMP			
F001-51-676	2	(SUNROOF)			
69-170K		BULB, INTERIOR MIRROR			
99701-6050	2	12V 5W			
75-115D		BULB			
99701-6049	2	12V 3CP			

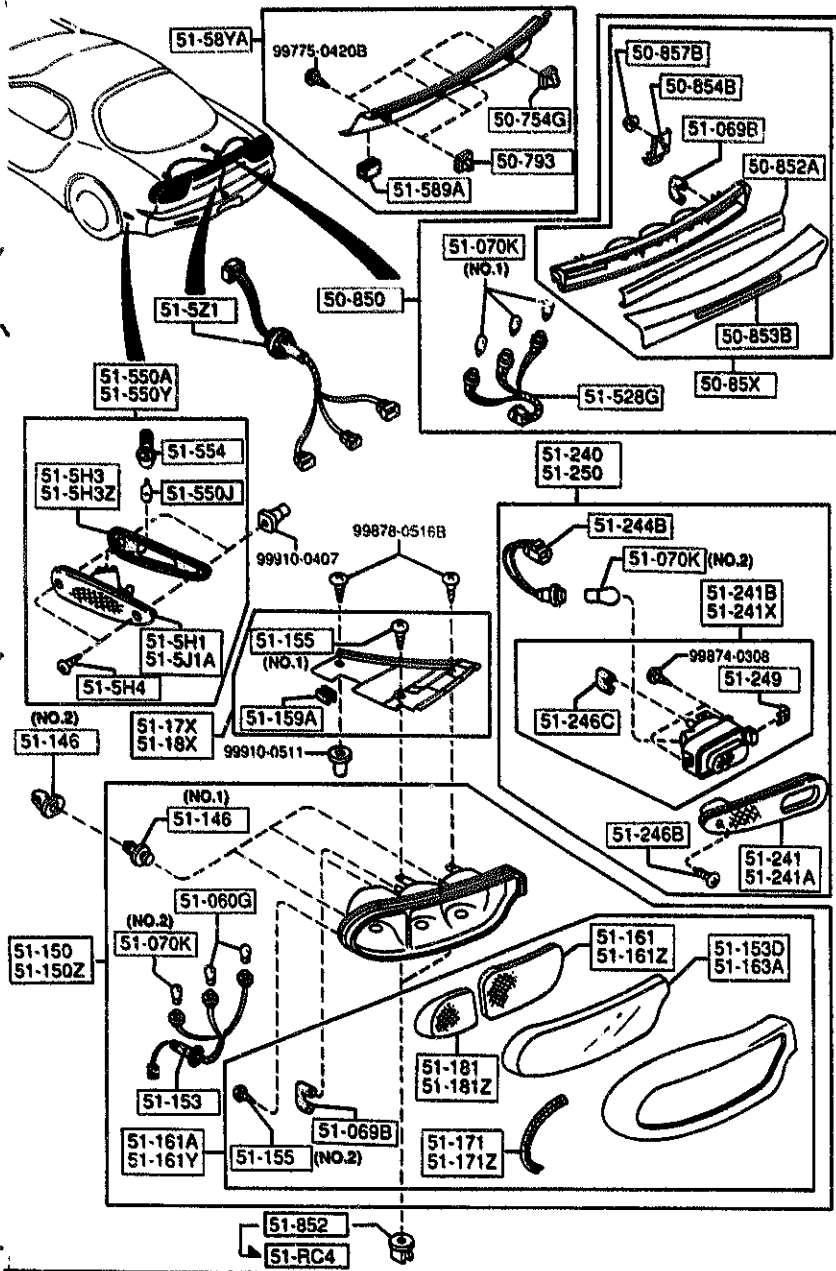
AUFA04

CAT. AUFA04-06

1994-09

2-H11

5110 REAR COMBINATION LAMPS



AUFA04

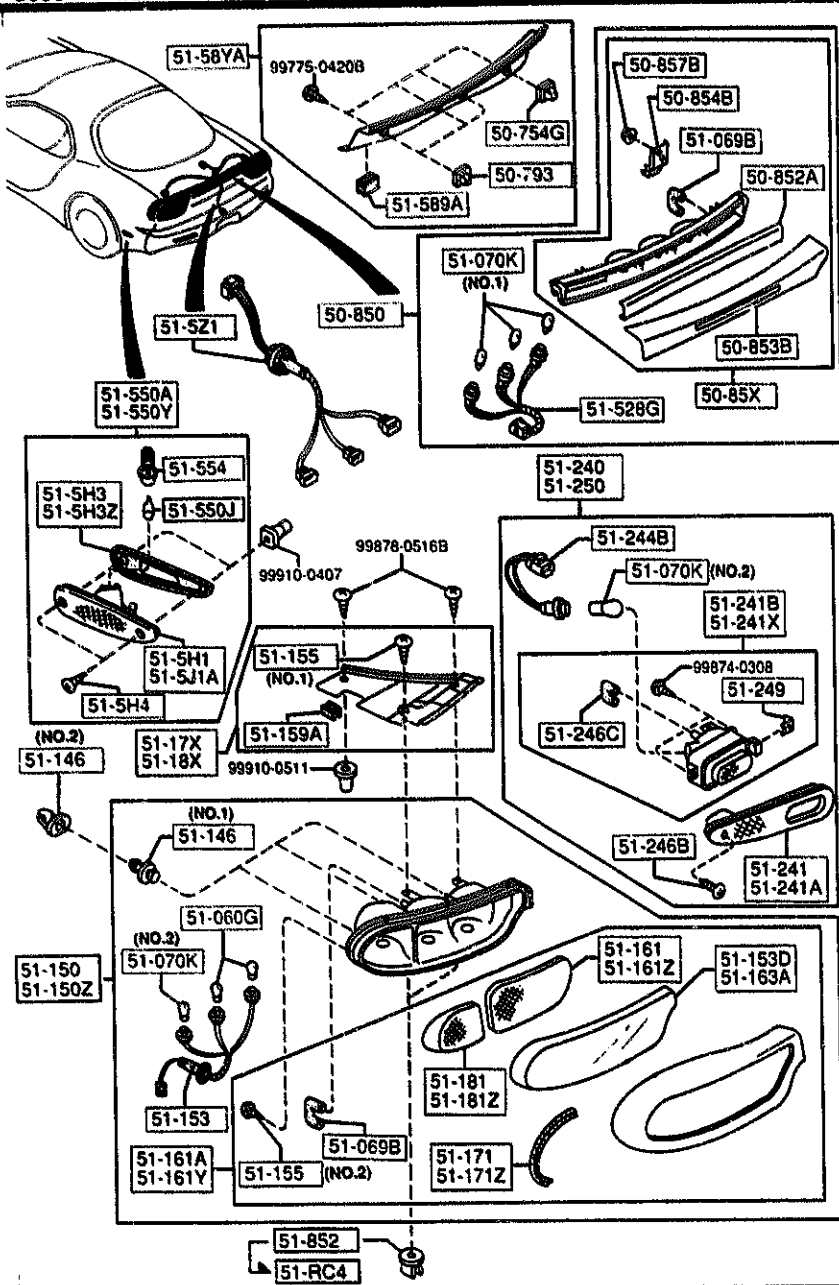
PART NO.	QTY	MODEL/RESTRICTION	MODEL/RESTRICTION	MODEL/RESTRICTION	FROM-TO
50-7940		GROMMET, SCREW			
FD03-90-792	1				
50-793		GROMMET, SCREW			
FD02-90-792	3				
50-85X		LENS & BODY, REAR FINISHER			
FD01-91-99XA	1				
50-850		FINISHER, REAR			
FD01-90-850C	1				
90-892A		LENS, REAR FINISHER			
FD01-91-977	1				
50-853B		LENS, REAR FINISHER			
FD01-91-991	1				
50-854B		BRACKET, REAR FINISHER			
FD01-91-985	4				
50-897B		NUT, SPEED-REAR FINISHER			
FD01-91-994	8				
51-RC4		GROMMET, SIDE GARNISH			
FD01-91-RC4	4				
51-060G		BULB			
99701-4278	4	12V 27W/8W			
51-069B		TUBE, LAMP-FRONT COMB			
8481-91-069	3				
51-070K		BULB			
99700-7180	3	A12V 18.4W (ILLUST. NO.1)			
99701-3270	4	12V 27W (ILLUST. NO.2)			
51-146		GROMMET, SCREW-R.COMB			
EA04-91-146A	6	(ILLUST. NO.1)			
2309 FD3MM-203215					

2309-

CAT. AUFA04-06

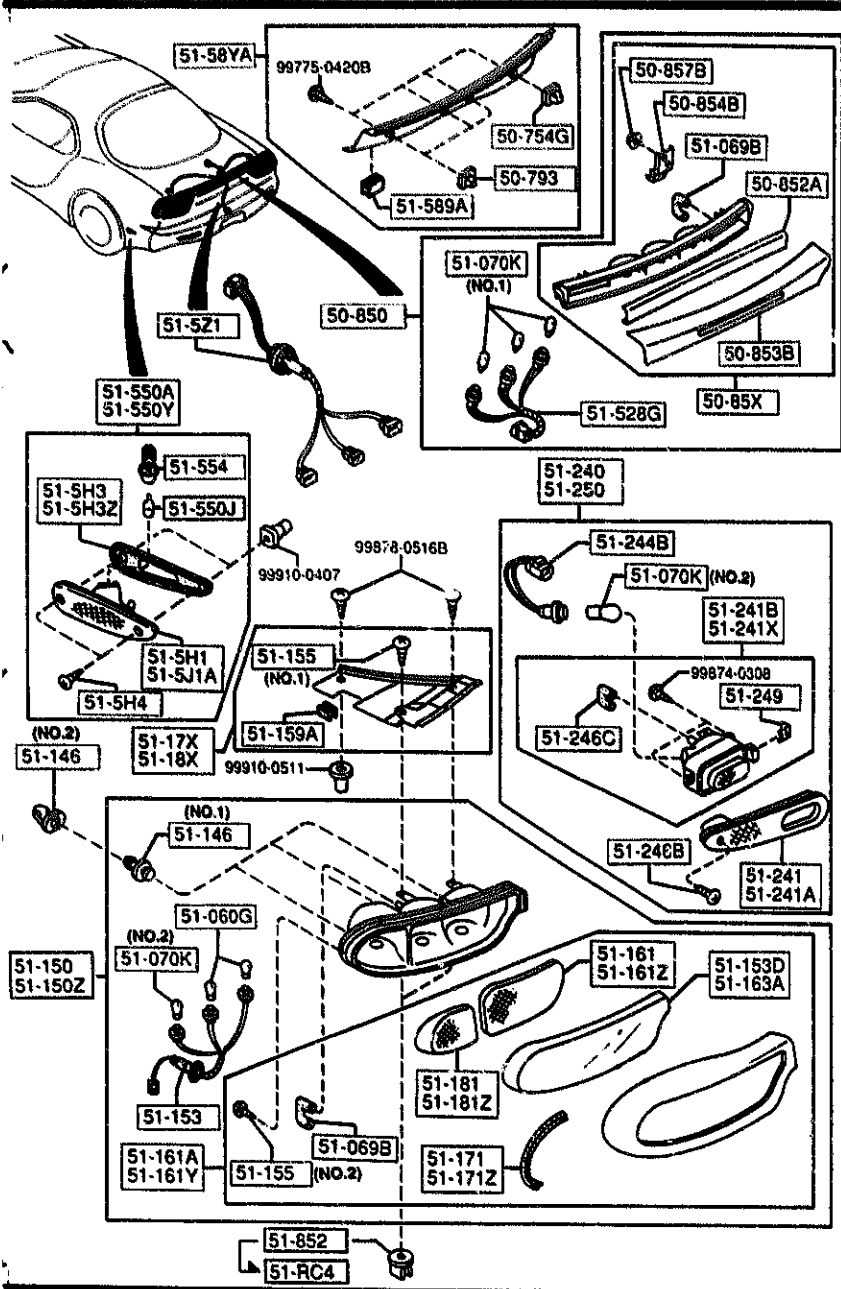
1994-09

5110 REAR COMBINATION LAMPS



PART NO.	QTY	MODEL/RESTRICTION	MODEL/RESTRICTION	MODEL/RESTRICTION	FROM-TO
51-171		PROTECTOR(R),RR.COMB			
FD01-51-173	1				
51-171Z		PROTECTOR(L),RR.COMB			
FD01-51-183	1				
51-18X		COVER(L),RR.COMB.			
FD01-51-18XE	1				
51-181		LENS NO.2(R),RR.COMB			
FD01-51-192	1				
51-181Z		LENS NO.2(L),RR.COMB			
FD01-51-162	1				
51-240		LAMP(R),BACK UP			
FD01-51-240B	1				
51-241		HOUSING(R),BACK UP LAMP			
FD01-51-241B	1				
51-241A		HOUSING(L),BACK UP LAMP			
FD01-51-251B	1				
51-241B		LENS & BODY(R),BACK UP			
FD01-51-24XA	1				
51-241X		LENS & BODY(L),BACK UP			
FD01-51-25XA	1				
51-244B		SOCKET,BACK UP LAMP			
FD01-51-244	2				
51-246B		SCREW,BACK LAMP			
FD01-51-248	2				
51-246C		TUBE,BACK UP LAMP			
FD01-51-246	2				
51-249		SPRING,BACK UP LAMP			
FD01-51-249	2				

5110 REAR COMBINATION LAMPS



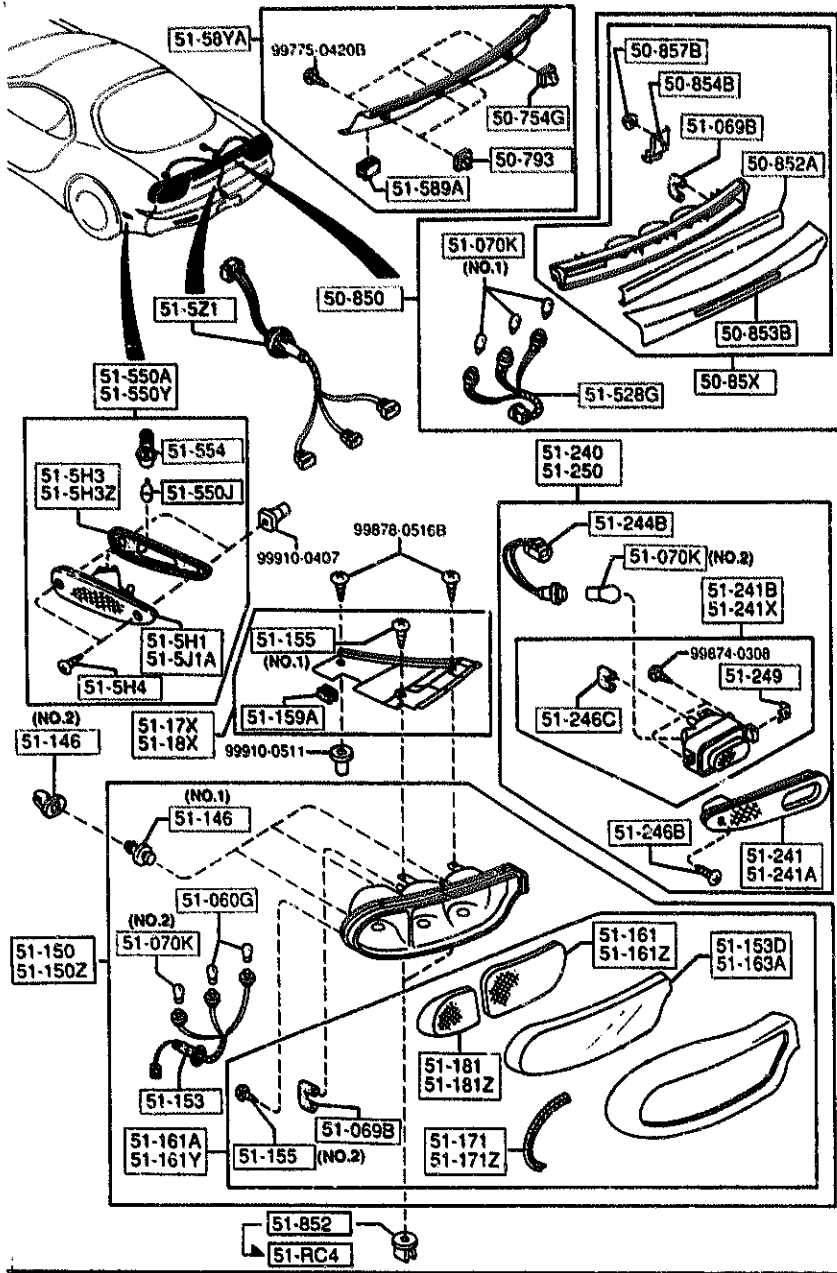
PART NO.	QTY	MODEL/RESTRICTION	MODEL/RESTRICTION	MODEL/RESTRICTION	FROM-TO
51-250		LAMP(L), BACK UP			
FD01-51-250B	1				
51-9H1		LENS & BODY(R), RR SI DE TURN			
FD01-51-9H1B	1				
51-9H3		GASKET(R), REAR SIDE			
FD01-51-9H3	1				
51-9H3Z		GASKET(L), REAR SIDE			
FD01-51-9J3	1				
51-9H4		SCREW, REAR SIDE			
FD01-51-9H4	4				
51-9J1A		LENS & BODY(L), RR SI DE TURN			
FD01-51-9J1B	1				
51-9Z1		CORD, LAMP			
FD01-51-9Z1B	1				
51-9Z8G		SOCKET			
FD01-51-9Z8A	1				
51-950A		LAMP(R), SIDE TURN-RR			
FD01-51-9H0C	1				
51-950J		BULB			
99701-6040	2	12V 3.8W			
51-950Y		LAMP(L), SIDE TURN-RR			
FD01-51-9J0C	1				
51-954		SOCKET, RR SIDE TURN LAMP			
FD01-51-9H2	2				
51-98YA		COVER, RR FINISHER			
FD01-51-98YC	1				
51-989A		PROTECTOR, COVER			

AUFA04

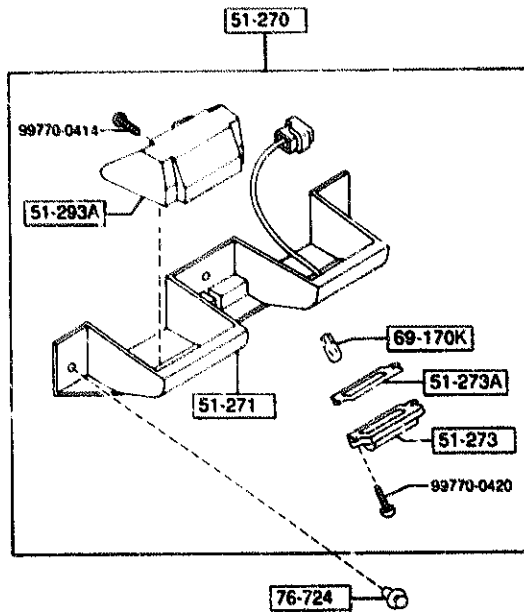
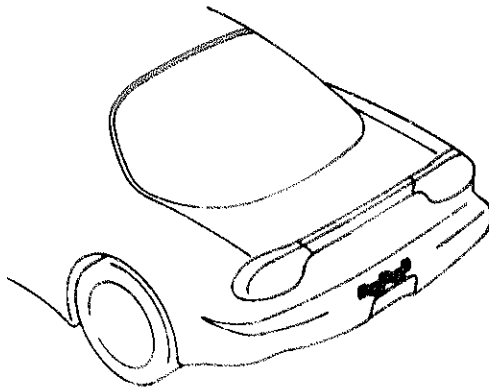
CAT. AUFA04-06

1994-09

5110 REAR COMBINATION LAMPS



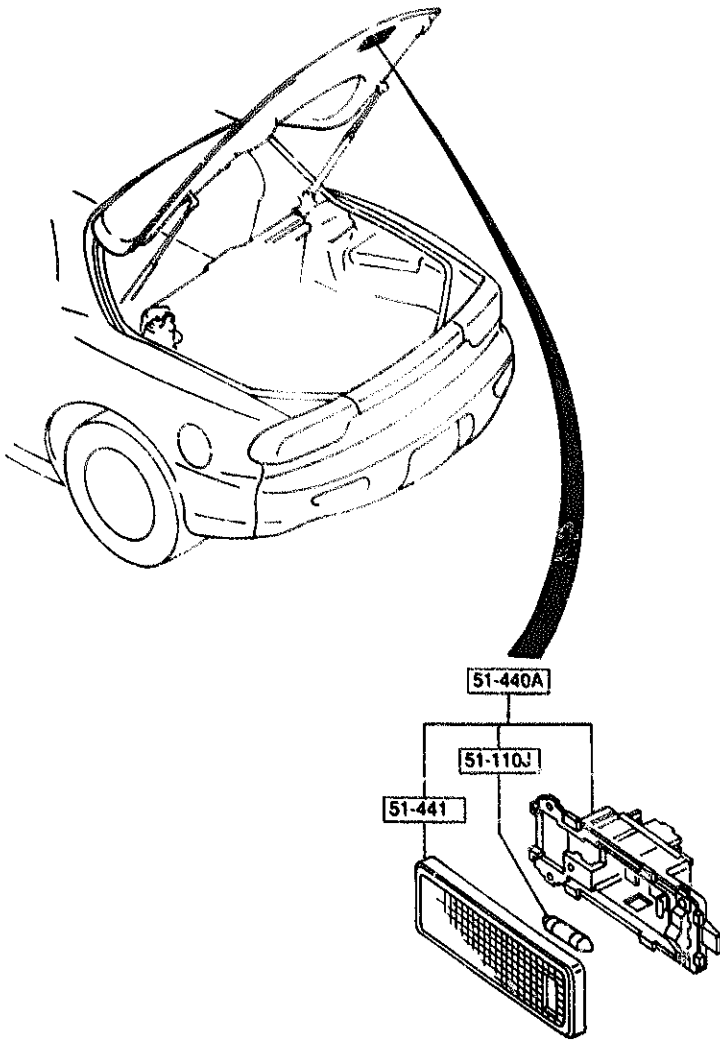
PART NO.	QTY	MODEL/RESTRICTION	MODEL/RESTRICTION	MODEL/RESTRICTION	FROM-TO
CONT'D FD01-51-589	4				
91-852	4	GROMMET, SCREW			
H272-51-RC5	4				-2309
2309 FD3MM-203215					



PART NO.	QTY	MODEL/RESTRICTION	MODEL/RESTRICTION	MODEL/RESTRICTION	FROM TO
51-270		LAMP, LICENSE			
FD01-51-270C	1				
51-271		BRACKET, LICENCE LAMP			
FD01-51-261A	1				
51-273		LENS, LICENCE LAMP			
Q225-51-274B	2				
51-273A		GASKET, LICENSE			
Q225-51-273	2				
51-293A		COVER, LICENSE LAMP			
FD01-51-293	2				
69-170K		BULB, INTERIOR MIRROR			
99701-6050	2	12V 5W			
76-724		RIVET			
B092-51-833	3				

5125 -1 * INTERIOR LAMPS

5125 INTERIOR LAMPS

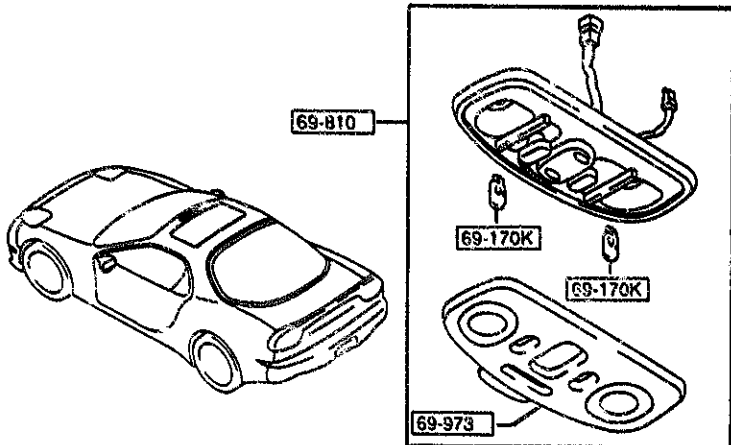
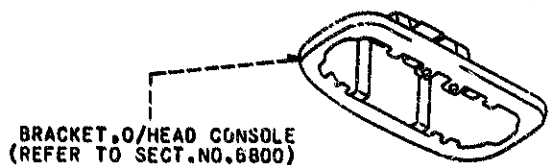


PART NO.	QTY	MODEL/RESTRICTION	MODEL/RESTRICTION	MODEL/RESTRICTION	FROM TO
51-110J 99700-5080	1	BULB 12V/8W			
51-440A LA01-51-440	1	LAMP,CARGO ROOM			
51-441 0225-51-441	1	LENS			

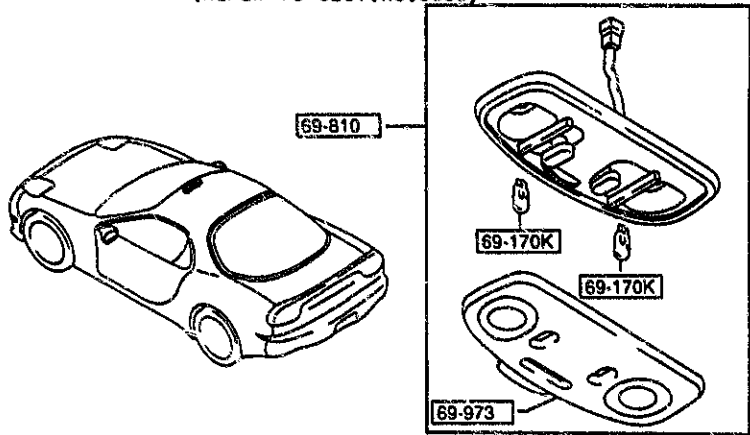
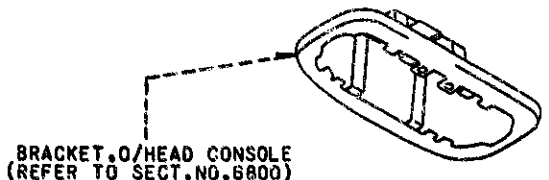
5130 -1 * OVERHEAD CONSOLE

5130 OVERHEAD CONSOLE

(SUNROOF)



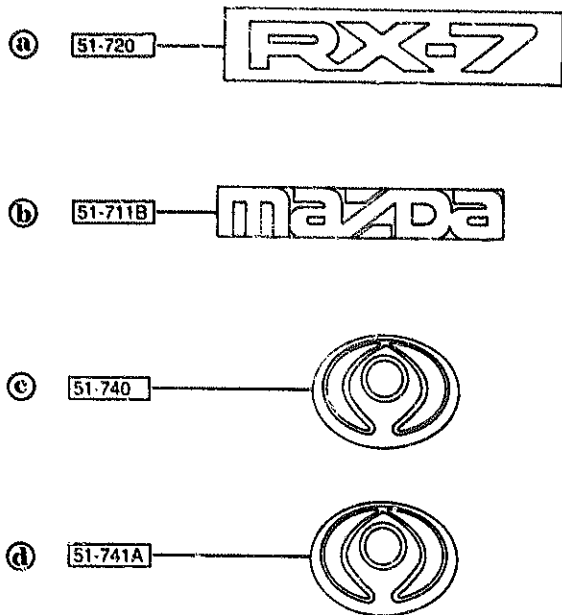
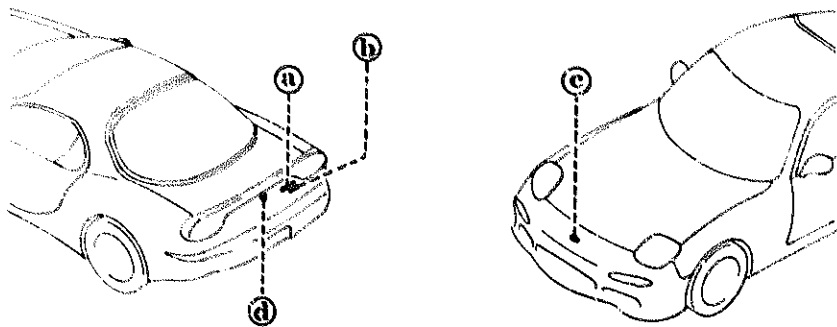
(W/O SUN-RF)



PART NO.	QTY	MODEL/RESTRICTION	MODEL/RESTRICTION	MODEL/RESTRICTION	FROM TO
69-170K		BULB, INTERIOR MIRROR			
99701-6050	2	12V 5W			
69-810		CONSOLE, OVERHEAD			
FD01-69-970C	1	(SUNROOF)			
02	INT-	FE2 BLACK			
17	INT-	FE4 RED			
33	INT-	FE3 TAN			
FD03-69-970C	1	(W/O SUN-RF)			
02	INT-	FE2 BLACK			
17	INT-	FE4 RED			
33	INT-	FE3 TAN			
69-973		LENS, OVERHEAD CONSOLE			
FD02-69-973	1	(W/O SUN-RF)			-3601
FD05-69-973	1	(SUNROOF)			-3601
MEA01-69-973	1	(W/O SUN-RF)			3601-
MEA05-69-973	1	(SUNROOF)			3601-

3601 FD3MMN-210664

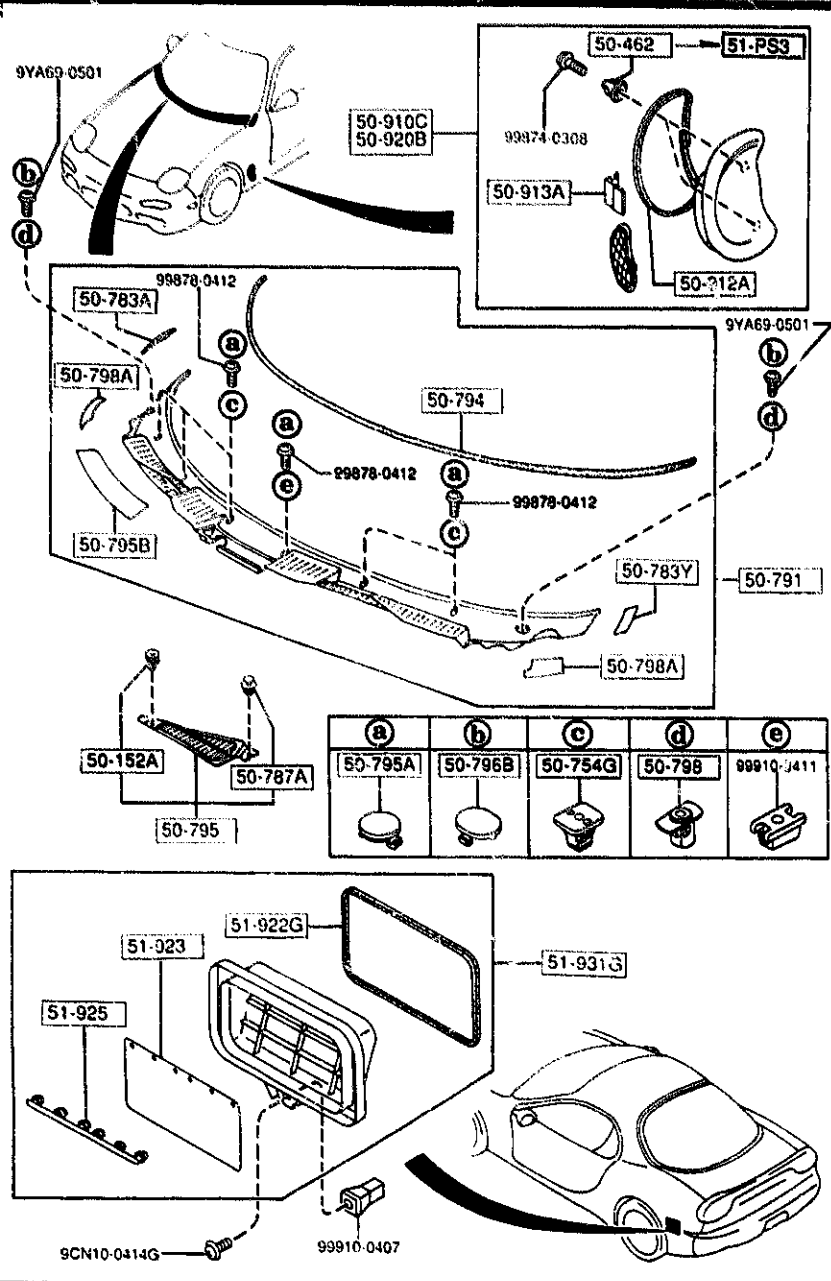
5170 ORNAMENTS



PART NO.	QTY	MODEL/RESTRICTION	MODEL/RESTRICTION	MODEL/RESTRICTION	FROM TO
51-711B FD01-51-711A	1	ORNAMENT, MAKER NAME-REAR			
51-720 FD01-51-721C	1	ORNAMENT, CAR NAME-REAR			
51-740 FD02-51-731	1	MASCOT, FRONT			
51-741A FD02-51-741 A (FD02-51-741A)	1	MASCOT, REAR			-2302
FD02-51-741A	1				2302-

2302 FD3MM-202878

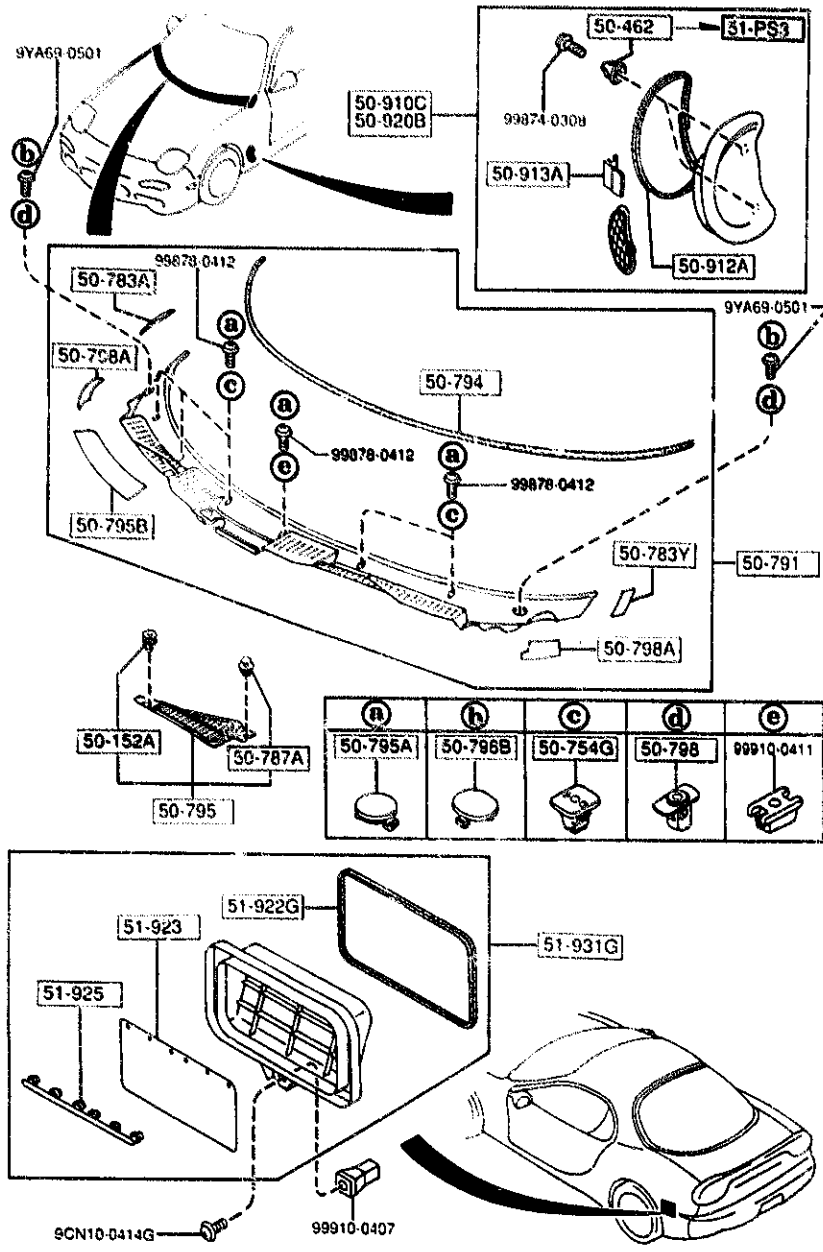
5180 COWL & EXTRACTOR GRILLES



PART NO.	QTY	MODEL/RESTRICTION	MODEL/RESTRICTION	MODEL/RESTRICTION	FROM-10
50-192A		CLIP			
3897-50-192	1				
50-462		CLIP, STEP MOULD			
FC17-51-PS9	4				-2219
50-754G		GROMMET, SCREW			
B482-50-792	5				
50-783A		PROTECTOR(R), COWL GRILLE			
FD01-50-783	1				
50-783Y		PROTECTOR(L), COWL GRILLE			
FD01-50-793	1				
50-787A		FASTENER			
B252-51-PJ5A	1				
50-791		GRILLE, COWL			
FD01-50-790A	1				
50-794		PROTECTOR			
FD01-50-794A	1				
50-795		BAFFLE, COWL			
FD01-50-790	1				
50-795A		CAP			
M001-50-795B	6				-2A01
GA7B-50-795	6				2A01-
50-795B		PROTECTOR, COWL GRILLE			
FD01-50-795	1				
50-796B		CAP			
E016-50-796	2				
50-798		SCREW, GROMMET			
FD02-50-798	2				

2219 FD3***-202326
2A01 FD3***-210508

5180 COWL & EXTRACTOR GRILLES

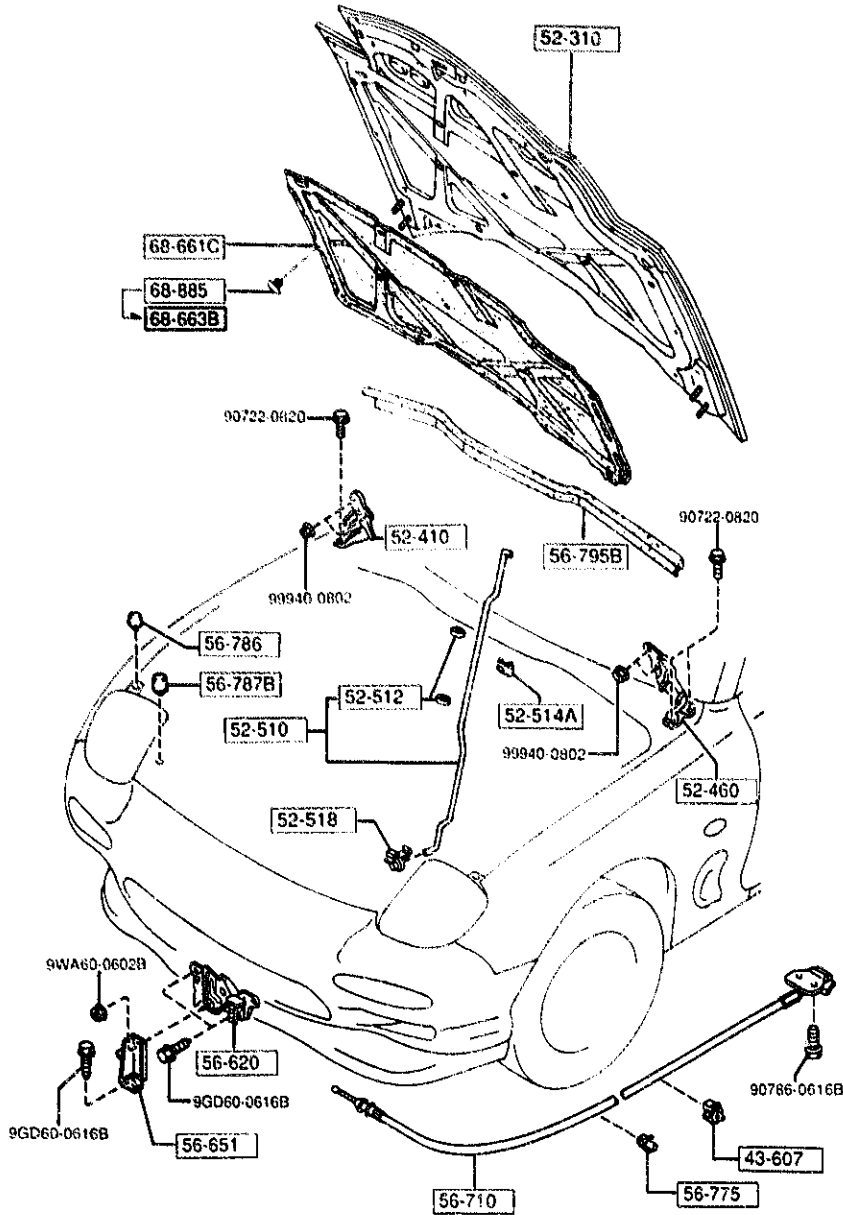


PART NO.	QTY	MODEL/RESTRICTION	MODEL/RESTRICTION	MODEL/RESTRICTION	FROM-TO
50-798A	2	PROTECTOR, COWL GRILL			
FD01-50-79A		E			
50-910C	1	GRILLE(R), FENDER			-2201
FDY2-50-91X					
A (FDY2-50-91XA)	1				2201-2219
FDY2-50-91XA	1				2219-
A (FDY2-50-91XB)	1				
FDY2-50-91XB	2	PROTECTOR, FENDER GRILLE			
50-912A					
FD01-90-912	2				
50-913A	2	CLIP, FENDER GRILLE			
FD01-90-913					
50-920B	1	GRILLE(L), FENDER			-2201
FDY2-50-92X					
A (FDY2-50-92XA)	1				2201-2219
FDY2-50-92XA	1				2219-
A (FDY2-50-92XB)	1				
FDY2-50-92XB	4	CLIP			2219-
51-PS3					
FD01-51-PS3	1	GASKET, CHAMBER-EXTRACTOR			
51-9220					
FD01-51-922A	1	VALVE, EXTRACT CHAMBER			
51-923					
FD01-51-923	1	RETAINER, CHAMBER-EXTRACTOR			
51-925					
FD01-51-924	1	CHAMBER, EXTRACTOR			-2802
51-931G					
FD01-51-920A	1				2802-
A (FD01-51-920B)	1				
FD01-51-920B					
2201 FD3MM-201428 2219 FD3MM-202324 2802 FD3MM-210514					

AUFA04

CAT. AUFA04-06

1994-09

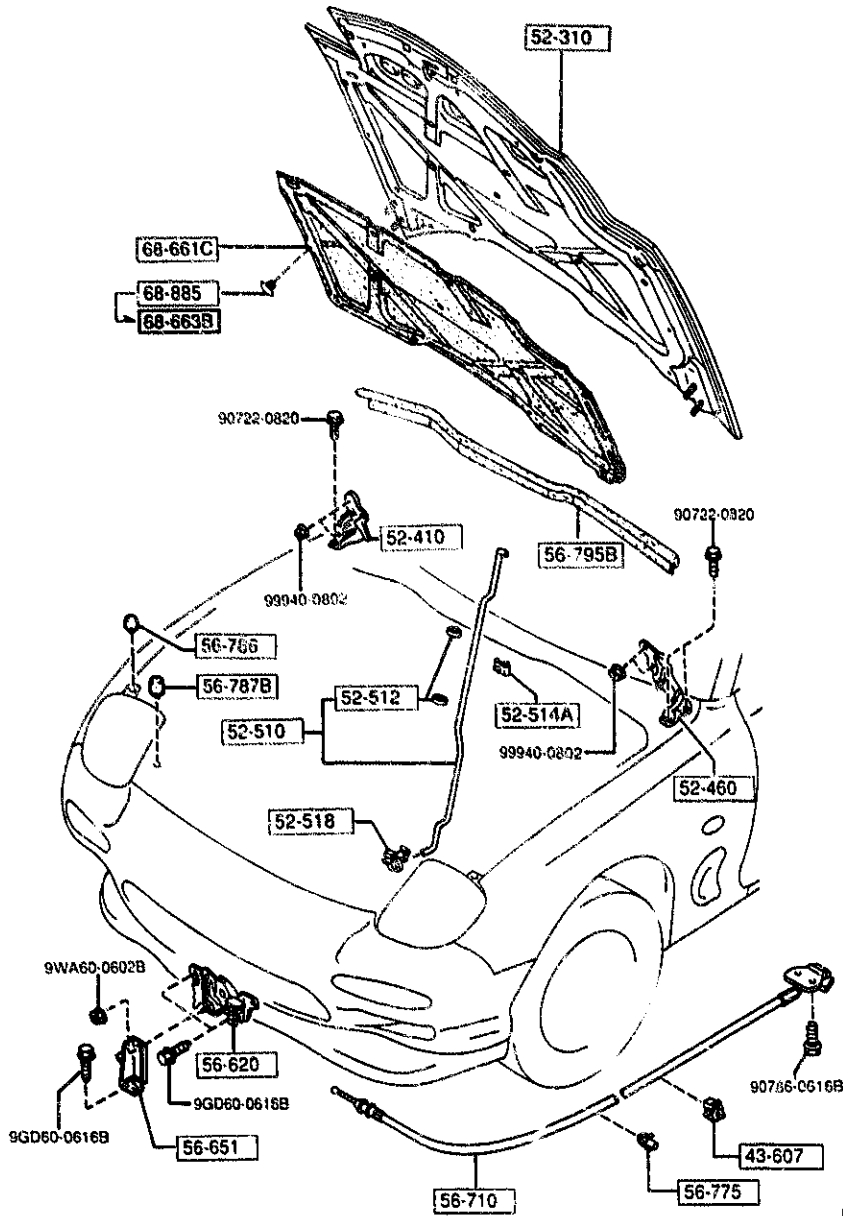


PART NO.	QTY	MODEL/RESTRICTION	MODEL/RESTRICTION	MODEL/RESTRICTION	FROM TO
43-607		CLIP, RR BRAKE PIPE			
9309-43-607	1				
52-310		BONNET			
FD01-52-310C AN(FD01-52-310E)	1				-1C13
FD01-52-310E AN(FD01-52-310F)	1				1C13-2703
FD01-52-310F AN(FD01-52-310G)	1				2703-2804
FD01-52-310G	1				2804-
52-410		HINGE (R), BONNET			
FD01-52-410B	1				
52-460		HINGE (L), BONNET			
FD01-52-420B	1				
52-510		STAY, BONNET			
FD01-56-650	1				
52-512		SPACER, BONNET STAY			
FB01-52-512	2				
52-514A		HOLDER, BONNET STAY-S HRGUD			
FD01-56-642	1				
52-518		HOLDER, BONNET STAY			
Q144-52-518B	1				
56-620		LOCK, BONNET			
FD01-56-620A AN(FD01-56-620B)	1				-2206
FD01-56-620B	1				2206-
56-651		STAY, LOCK-BONNET			
FD01-56-67X	1				
56-710		WIRE, RELEASE-BONNET			
FD01-56-720A	1				-1C16
02	INT-	FE2 FE3 FE4 BLACK			
1C13	FD3***-200081				
1C16	FD3***-200096				
2206	FD3***-201662				
2703	FD3***-208751				
2804	FD3***-210514				

AUFA04

CAT. AUFA04-06


1994-09



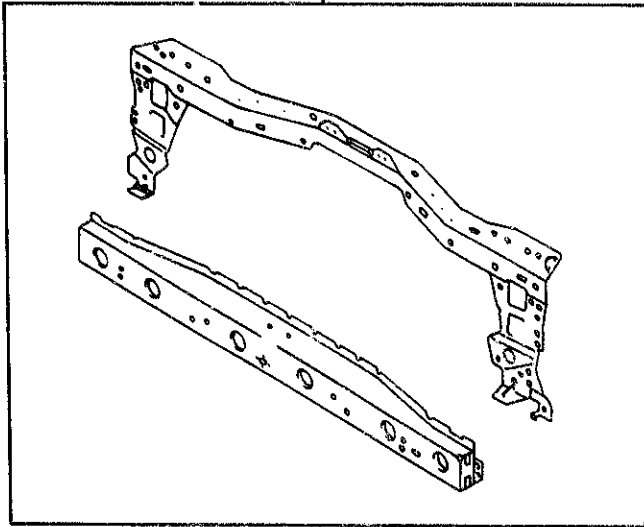
PART NO.	QTY	MODEL/RESTRICTION	MODEL/RESTRICTION	MODEL/RESTRICTION	FROM TO
CONT'D					
FD01-56-720B	1				1C16-2101
A (FD01-56-720C)					
02	INT-	FE2 FE3 FE4 BLACK			
FD01-56-720C	1				2101-
56-775		CLIP, WIRE-BONNET			
D001-56-731	1				
56-786		RUBBER(C), CUSHION-BONNET			
FB01-56-786A	2				
56-787B		RUBBER, CUSHION-BONNET FRT			
FB01-56-787A	2				
56-795B		WEATHERSTRIP, BONNET-REAR			
FD01-56-760A	1				-1C13
A (FD01-56-760B)					
FD01-56-760E	1				1C13-
68-661C		INSULATOR, BONNET			
FD01-68-601B	1				
68-663B		FASTENER, BONNET			
GA2A-56-694	13				2A20-
68-885		FASTENER			
G030-68-885C	13				-2A20
00	INT-	FE2 FE3 FE4 BLACK			
1C13	FD3MM-200081				
1C16	FD3MM-200096				
2101	FD3MM-200251				
2A20	FD3MM-210512				

5310 FRONT PANELS

5310 -1 * FRONT PANELS



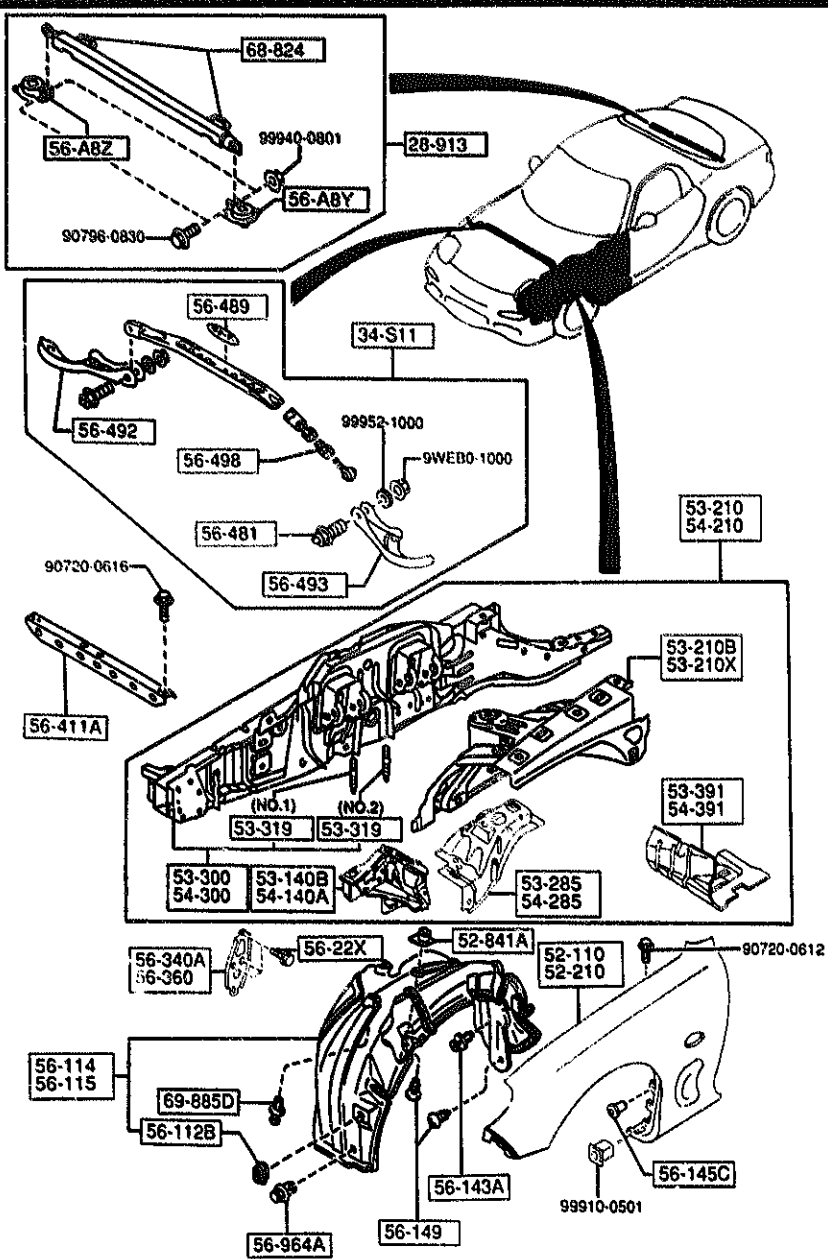
53-162



PART NO.	QTY	MODEL/RESTRICTION	MODEL/RESTRICTION	MODEL/RESTRICTION	FROM-TO
53-162 FO01-53-180A		MEMBER, CROSS			

5320 -1 FENDER & WHEEL APRON PANELS

5320 FENDER & WHEEL APRON PANELS



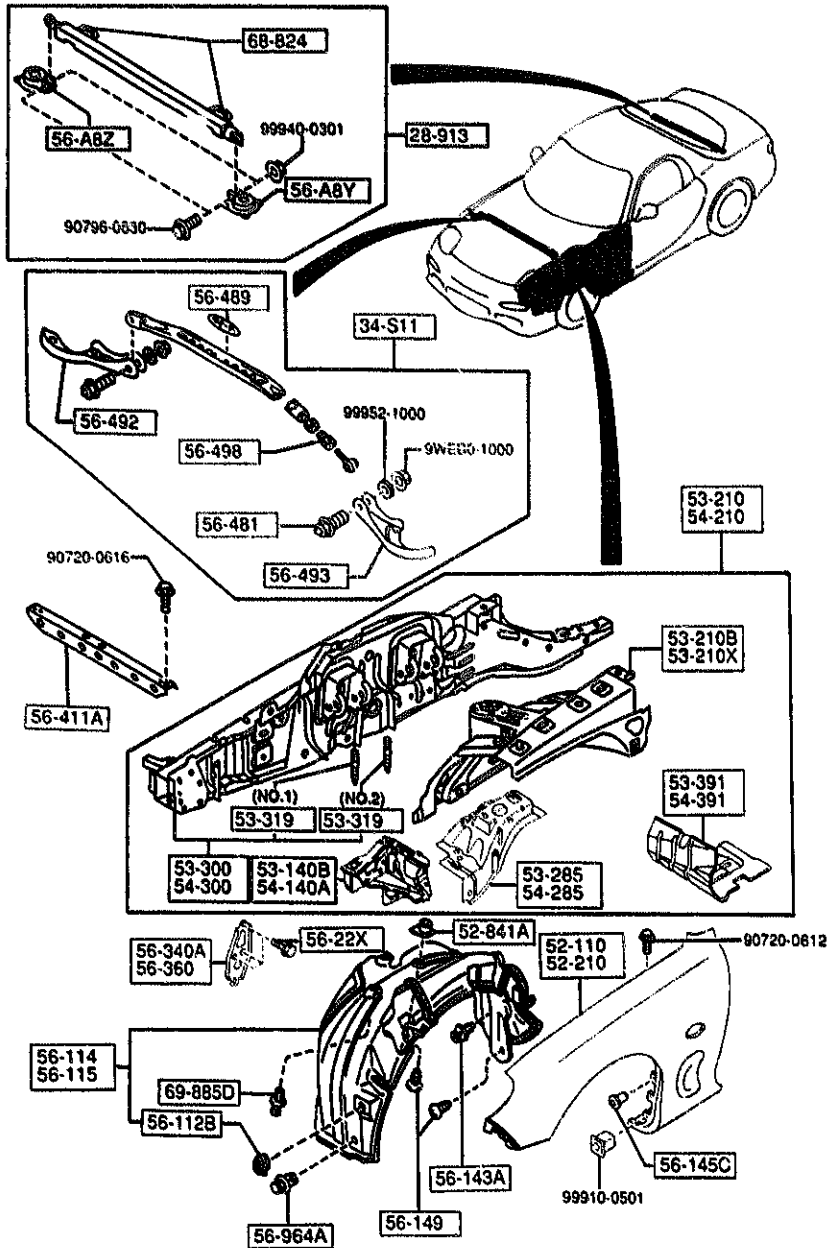
PART NO.	QTY	MODEL/RESTRICTION	MODEL/RESTRICTION	MODEL/RESTRICTION	FROM TO
28-913		BAR, STRUT			
FD01-56-38Y A (FD01-56-38YB)	1				-2101
02	INT-	FE2 FE3 FE4 BLACK			2101-
FD01-56-38YB	1				
02	INT-	FE2 FE3 FE4 BLACK			
34-S11		BAR, STRUT			
FD03-56-48ZA	1	(HARD SUSP)			
92-110		PANEL (R), FENDER-FRT.			
FD01-92-111B A (FD01-92-111C)	1				-1C18
FD01-92-111C A (FD01-92-111D)	1				1C18-2114
FD01-92-111D	1				2114-
92-210		PANEL (L), FENDER-FRT.			
FD01-92-211B A (FD01-92-211C)	1				-1C18
FD01-92-211C A (FD01-92-211D)	1				1C18-2115
FD01-92-211D	1				2115-
92-841A		NUT, CLIP			
B455-56-135	6				
53-140B		PANEL (R), SHROUD-SIDE			
FD01-53-12XG A (FD01-53-12XJ)	1				-2401
FD01-53-12XJ	1				2401-
53-210		PANEL (R), WHEEL APRON			
FD01-53-200A	1				
53-210B		PANEL (R), WHEEL APRON			
FD01-53-210E	1				
53-210X		PANEL (L), WHEEL APRON			
FD01-54-210F	1				
1C18 FD3***-200100 2101 FD3***-200251 2114 FD3***-200464 2115 FD3***-200652 2401 FD3***-204313					

AUFA04

CAT. AUFA04-06

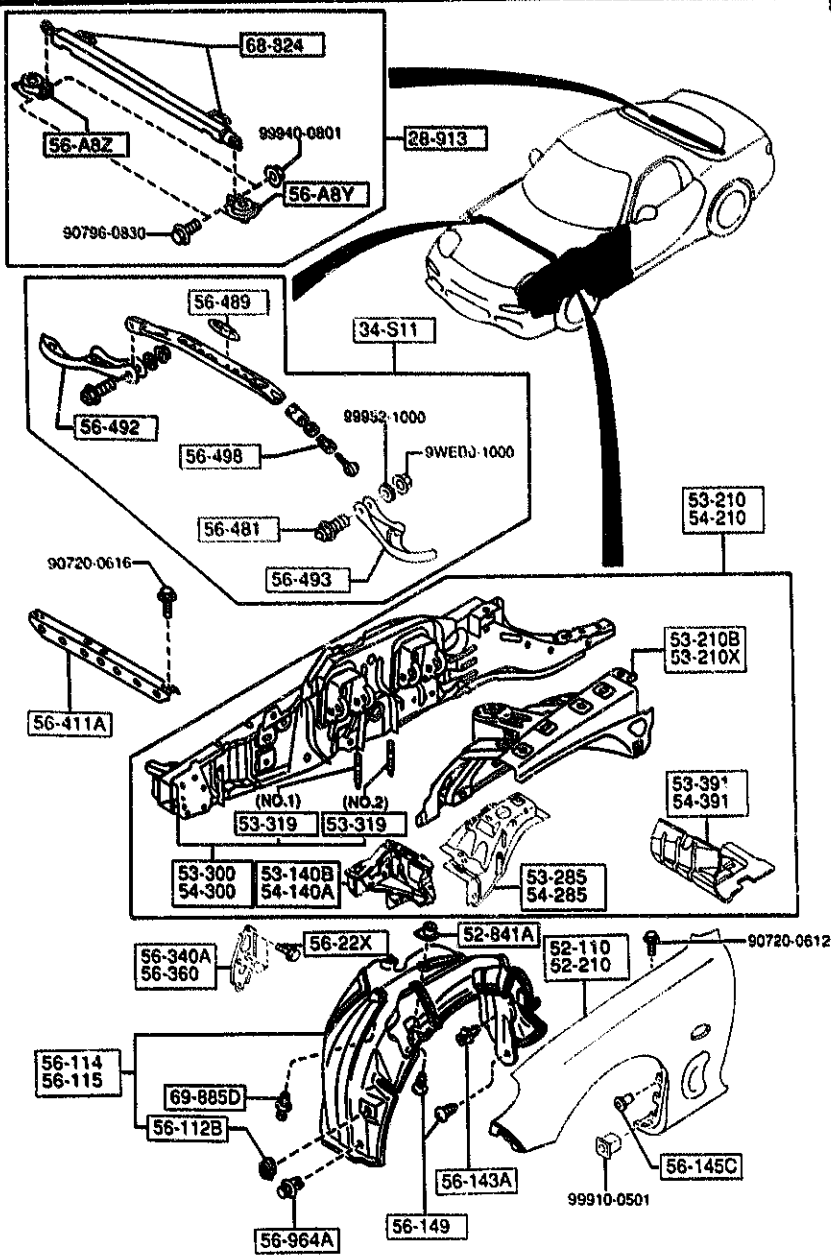
1994-09

5320 FENDER & WHEEL APRON PANELS



PART NO.	QTY	MODEL/RESTRICTION	MODEL/RESTRICTION	MODEL/RESTRICTION	FROM TO
53-285		REINF. (R), WHL. APRON			
FD01-93-270A	1				
53-300		FRAME (R), SIDE-FRONT			
FD01-93-300H A (FD01-93-300K)	1				-1C17
FD01-93-300K A (FD01-93-300L)	1				1C17-2602
FD01-93-300L AN (FD01-93-300M)	1				2602-3201
FD01-93-300M	1				3201-
53-319		BOLT, MOUNT-MEMBER			
*FD01-93-317A	2 (ILLUST. NO.1)				
FD01-93-318	2 (ILLUST. NO.2)				
53-391		BOX (R), TORQUE			
FD01-93-391	1				
54-140A		PANEL (L), SHROUD-SIDE			
FD01-54-12XG A (FD01-54-12XJ)	1				-2401
FD01-54-12XJ	1				2401-
54-210		PANEL (L), WHEEL APRON			
FD01-54-200A	1				
54-285		REINF. (L), WHL. APRON			
FD01-54-270A	1				
54-300		FRAME (L), SIDE-FRONT			
FD01-54-300H A (FD01-54-300J)	1				-2201
FD01-54-300J A (FD01-54-300L)	1				2201-2301
FD01-54-300L A (FD01-54-300M)	1				2301-2602
FD01-54-300M AN (FD01-54-300N)	1				2602-3201
FD01-54-300N	1				3201-
54-391		BOX (L), TORQUE			
1C17	FD3MXX-200099				
2201	FD3MXX-201428				
2301	FD3MXX-202878				
2401	FD3MXX-204313				
2602	FD3MXX-207143				
3201	FD3MXX-210578				

5320 FENDER & WHEEL APRON PANELS

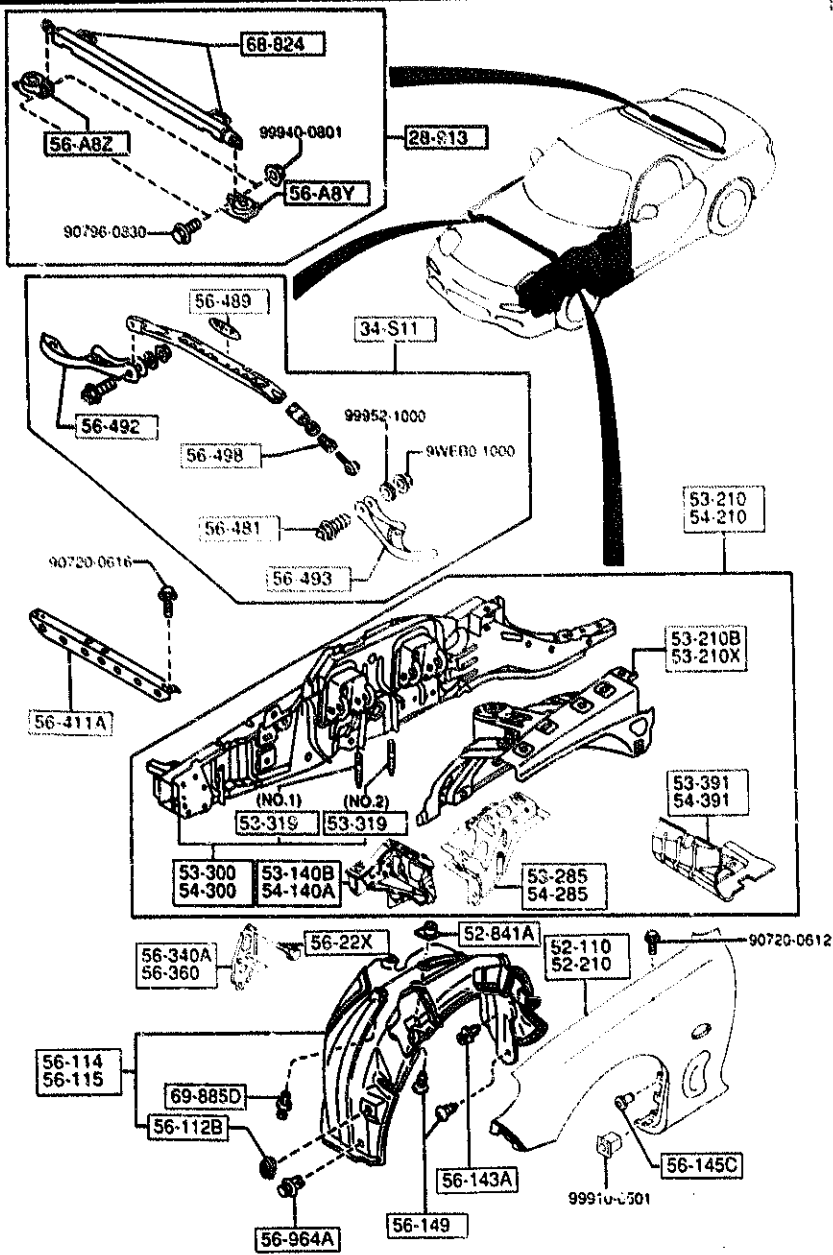


PART NO.	QTY	MODEL/RESTRICTION	MODEL/RESTRICTION	MODEL/RESTRICTION	FROM TO
CONT'D FG01-54-391	1				
56-A8Y		BRKT(L),STRUT BAR			
MFD01-56-A8Y	1				
56-A8Z		BRKT(R),STRUT BAR			
MFD01-56-A8Z	1				
56-112B		PLUG,DRAIN			
B092-56-053	2				
56-114		GUARD(R),MUD			
FD01-56-130D A (FD01-56-130E)	1				-2201
FD01-56-130E A (FD01-56-130G)	1				2201-2301
FD01-56-130G	1				2301-
56-115		GUARD(L),MUD			
FD01-56-140D A (FD01-56-140E)	1				-2201
FD01-56-140E A (FD01-56-140G)	1				2201-2301
FD01-56-140G	1				2301-
56-143A		RIVET,MUD GUARD			
B455-56-143	2				
56-149C		CLIP,MUD GUARD			
B455-56-149	2				
56-149		SCREW,TAPPING-MUD GUARD			
B455-56-149	8				
56-22X		BOLT,TIE DOWN HOOK-FRONT			
FB01-56-22X	6				
56-340A		HOOK(R),TIE DOWN-FRONT			
FD01-56-221	1				
56-360		HOOK(L),TIE DOWN-FRONT			
FD01-56-231	1				

2201 FD3MM-201428
2301 FD3MM-202878

5320 -4 * FENDER & WHEEL APRON PANELS

5320 FENDER & WHEEL APRON PANELS



PART NO.	QTY	MODEL/RESTRICTION	MODEL/RESTRICTION	MODEL/RESTRICTION	FROM TO
56-411A		MEMBER.CROSS			
FD01-56-290A	1				
56-481		BOLT,STRUT BAR			
FD03-56-491	2	(HARD SUSP)			
56-489		PLATE.LOGO-STRUT BAR			
FD03-56-489	1	(HARD SUSP)			
56-492		PLATE(R),STRUT BAR			
FD03-56-482A	1	(HARD SUSP)			
56-493		PLATE(L),STRUT BAR			
FD03-56-483A	1	(HARD SUSP)			
56-498		JOINT(L),STRUT BAR			
FD03-56-498	1	(HARD SUSP)			
56-964A		RIVET,SEAL PLATE-SHR			
FD01-56-964	6	OOD			
68-824		HINGE			
FD01-68-305	2				
69-885D		FASTENER			
NA01-56-145	16				

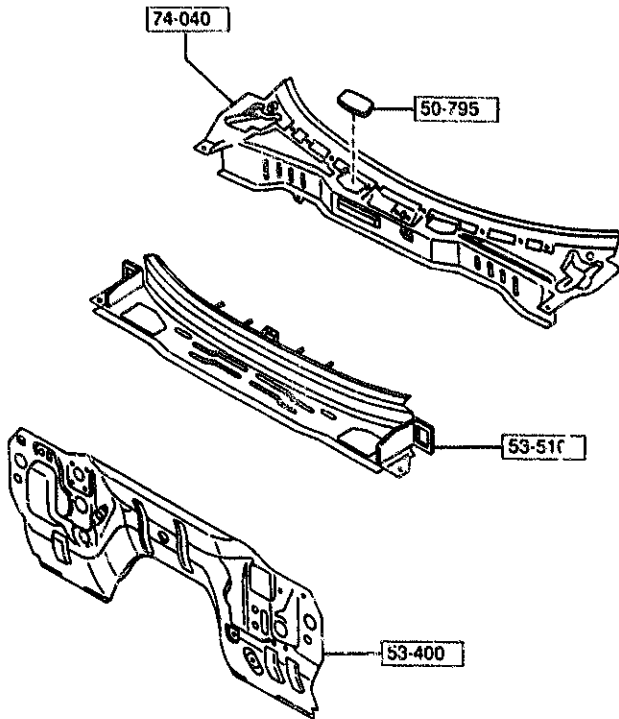

AUFA04

CAT. AUFA04-06

1994-09

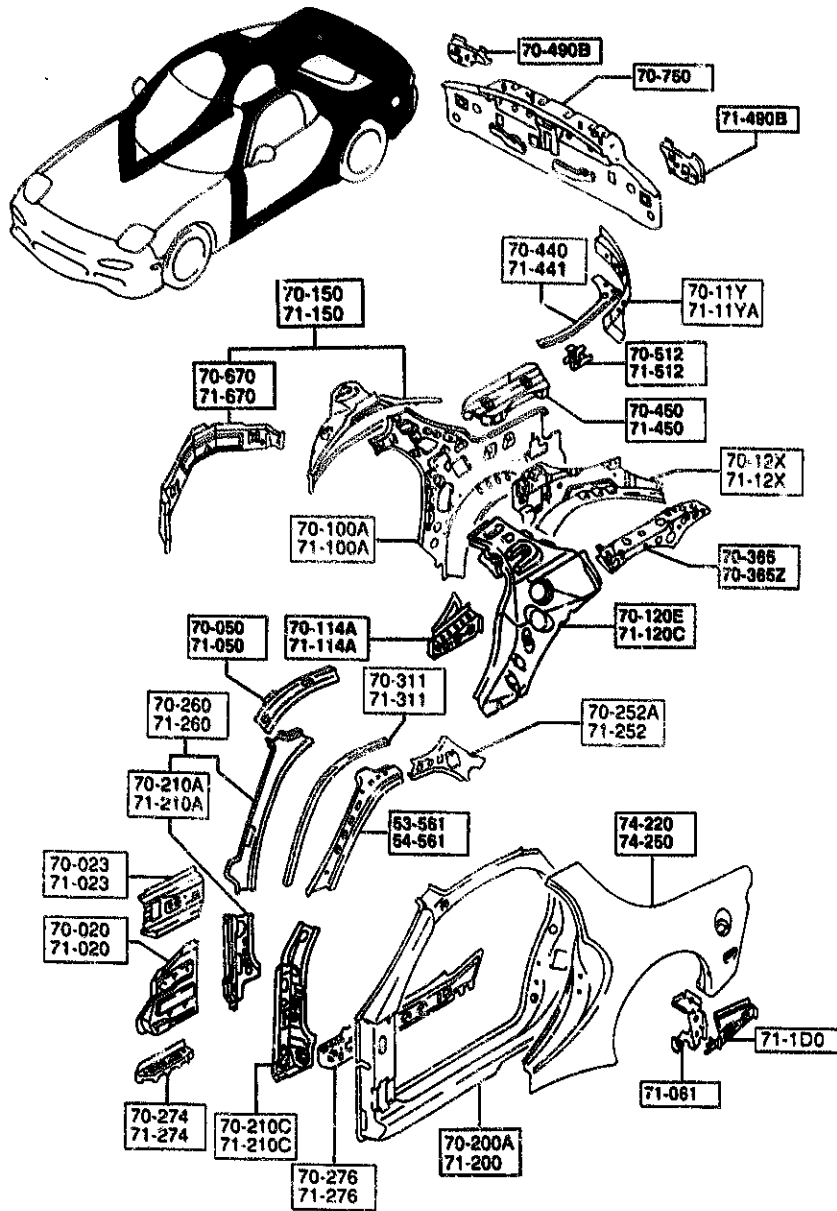
5330 DASH & COWL PANELS

5330 -1 M DASH & COWL PANELS

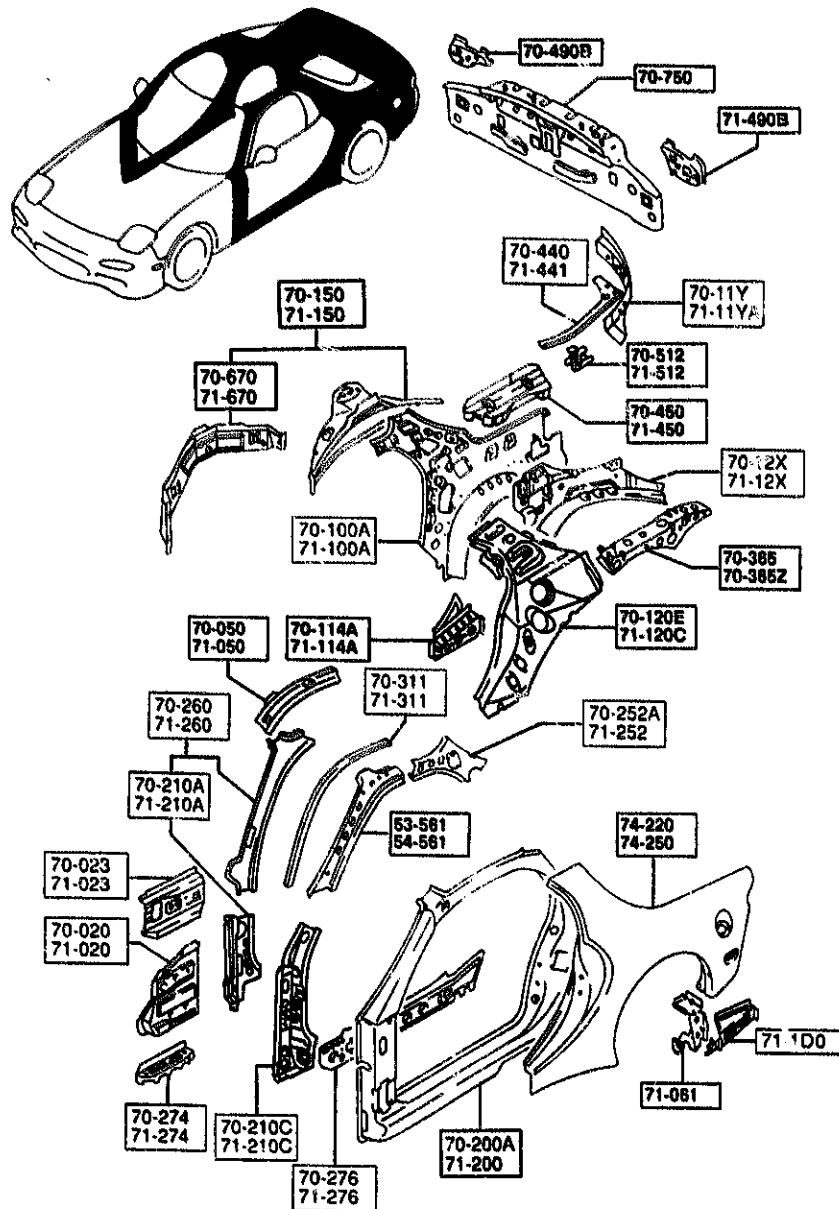


PART NO.	QTY	MODEL/RESTRICTION	MODEL/RESTRICTION	MODEL/RESTRICTION	FROM TO
50-795		BAFFLE,COWL			
FD01-56-351	1				
53-400		PANEL,DASH-LOWER			
FD01-54-4000	1	(N/O SUN-ROF)			
FD04-54-4000	1	(SUNROOF)			
53-310		PANEL,DASH-UPPER			
FD01-53-510B A (FD01-53-510C)	1				-2401
FD01-53-510C	1				2401-
74-040		PANEL,COWL			
FD01-70-610A	1				

2401 FD3MM-204315



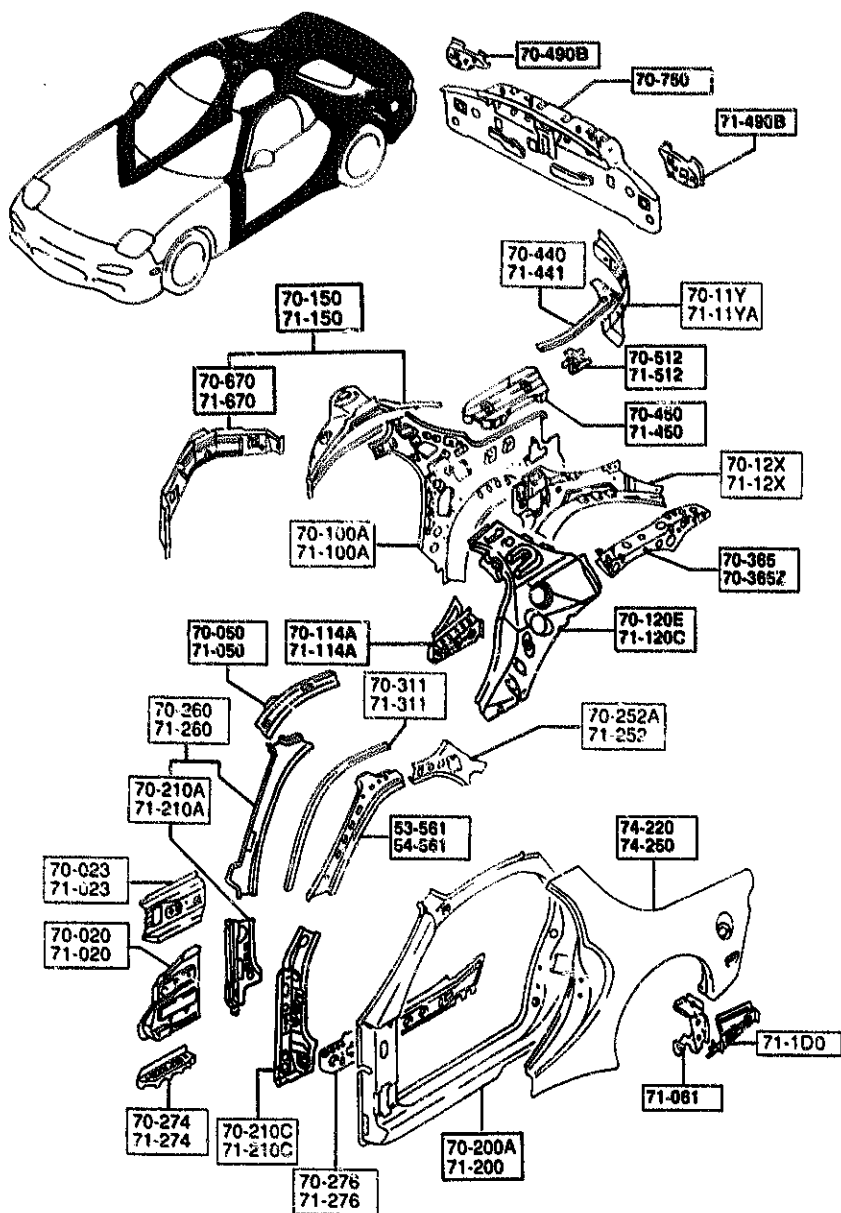
PART NO.	QTY	MODEL/RESTRICTION	MODEL/RESTRICTION	MODEL/RESTRICTION	FROM-TO
53-561		REINF.(R),F. PILLAR INNER			
FD01-70-242B	1				
54-561		REINF.(L),F. PILLAR INNER			
FD01-71-242B	1				
70-020		PANEL(R),COWL SIDE			
FD01-70-020B	1				
70-023		REINF.(R),COWL SIDE			
FD01-70-691A	1				
70-050		RAIL(R),ROOF-INNER			
FD01-70-050	1				
70-100A		PANEL(R),REAR PILLAR			
FDY1-70-110A	1				
70-11Y		PILLAR'C'(R),REAR-INNER			
FD01-70-11Y	1				
70-114A		JUNCTION(R),CORNER-0/PANE			
FD01-70-11ZA	1				-2901
AN(FD01-70-112B)					
FD01-70-112B	1				2901-3201
AN(FD01-70-112C)					
FD01-70-112C	1				3201-
70-12X		REINF.(R),SUSPENSION HSG			
FD01-70-12XA	1				
70-120E		REINF.(R),REAR PILLAR IN.			
FD01-70-120B	1				
70-150		PANEL(R),WHEEL HOUSE			
FD01-70-150C	1				-2101
A(FD01-70-150D)					
FD01-70-150D	1				2101-
70-200A		FRAME(R),SIDE-OUTER			
FDY1-70-280	1				
2101 FDS***-200251 2901 FDS***-210499 3201 FDS***-210575					



PART NO.	QTY	MODEL/RESTRICTION	MODEL/RESTRICTION	MODEL/RESTRICTION	FROM-TO
70-210A		PILLAR(R),HINGE			
FD01-70-230A	1				
70-210C		REINF.(R),HINGE			
FD01-70-030C AN(FD01-70-030D)	1				-3301
FD01-70-030D	1				3301-
70-252A		REINF.(R),ROOF RAIL			
FD01-70-252A	1				
70-260		PILLAR(R),FRT.-INNER			
FDY1-70-24X	1	(W/O SUN-RF)			
FDY4-70-24X	1	(SUNROOF)			
70-274		GUSSET(R),SIDE SILL OUTER			
FD01-70-274A	1				
70-276		REINF.(R),SIDE SILL			
FD01-70-272B	1				
70-311		RAIL(R),RAIN			
FD01-70-311A	1				
70-365		REINF.(R),BELT LINE- C.PIL			
FD01-70-130A	1				
70-365Z		REINF.(L),BELT LINE- C.PIL			
FD01-71-131A	1				
70-440		PLATE(R),CORNER			
FD01-70-440B	1				
70-450		PANEL(R),FLOOR SIDE			
FD01-70-1X1	1				
70-490B		BRACKET(R),LAMP			
FD01-70-490B	1				
70-512		BRACKET(R),TRIM-QTR PANEL			
FD01-70-119	1				

3301 FD3NMH-210620

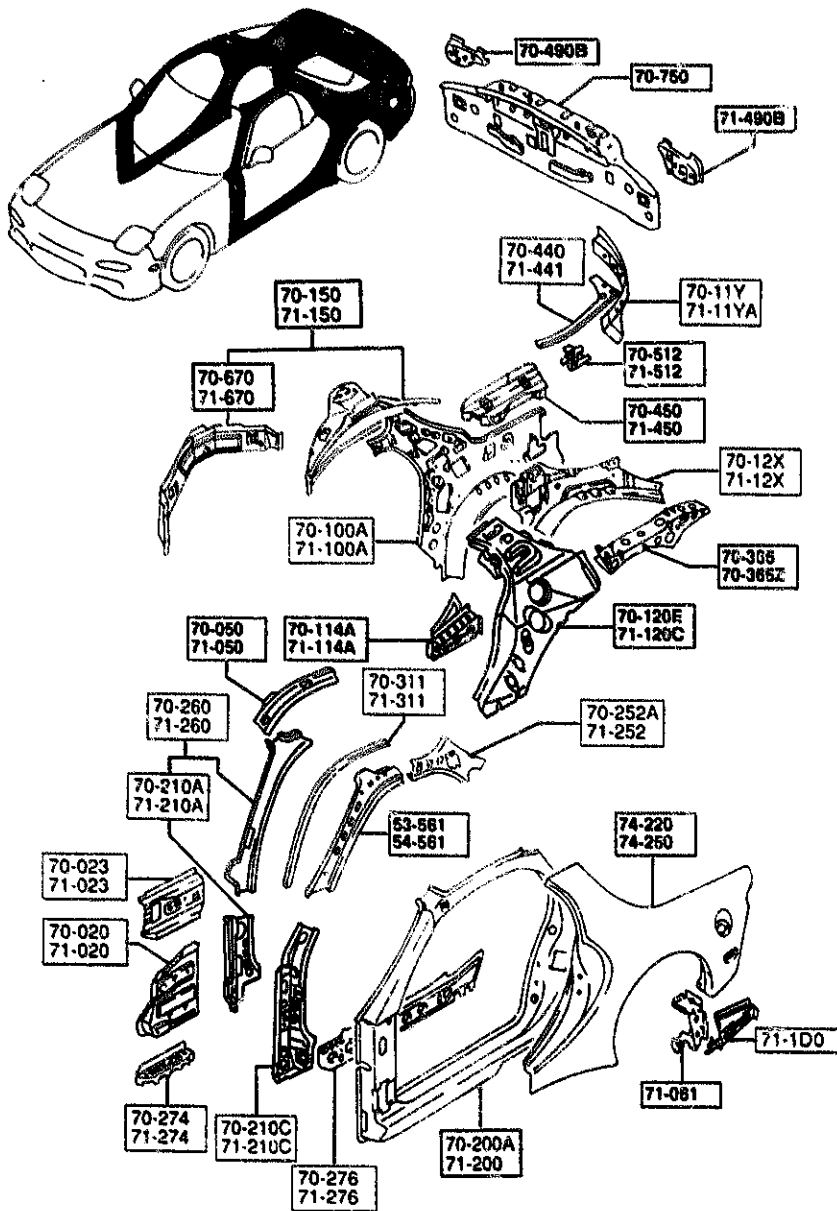
5340 SIDE PANELS



PART NO.	QTY	MODEL/RESTRICTION	MODEL/RESTRICTION	MODEL/RESTRICTION	FROM-TO
70-670		PLATE(R),CLOSING-QTR PANEL			-2101
FD01-70-15XB A (FD01-70-15XC)	1				2101-
FD01-70-15XC	1				
70-750		PANEL,REAR END			
FD01-70-750C	1				
71-020		PANEL(L),COWL SIDE			
FD01-71-020B	1				
71-023		REINF.(L),COWL SIDE			
FD01-71-651A	1				
71-050		RAIL(L),ROOF-INNER			
FD01-71-050	1				
71-061		GUSSET(L),RR PILLAR			
FD01-71-180A	1				
71-100		REINF.(L),FLOOR SIDE			
FD01-71-100	1				
71-100A		PANEL(L),REAR PILLAR			
FDY1-71-110A	1				
71-11YA		PILLAR'C'(L),REAR-IN NER			
FD01-71-11Y	1				
71-114A		JUNCTION(L),CORNER-Q /PANE			-2901
FD01-71-11ZA AN(FD01-71-11ZB)	1				2901-3201
FD01-71-11ZB AN(FD01-71-11ZC)	1				
FD01-71-11ZC	1				3201-
71-12X		REINF.(L),SUSPENSION HSG			
FD01-71-12XB	1				
71-120C		REINF.(L),REAR PILLA R IN.			
FD01-71-120B	1				
2101	FD3MM-200251				
2901	FD3MM-210499				
3201	FD3MM-210578				

5340 SIDE PANELS

5340 -4 SIDE PANELS



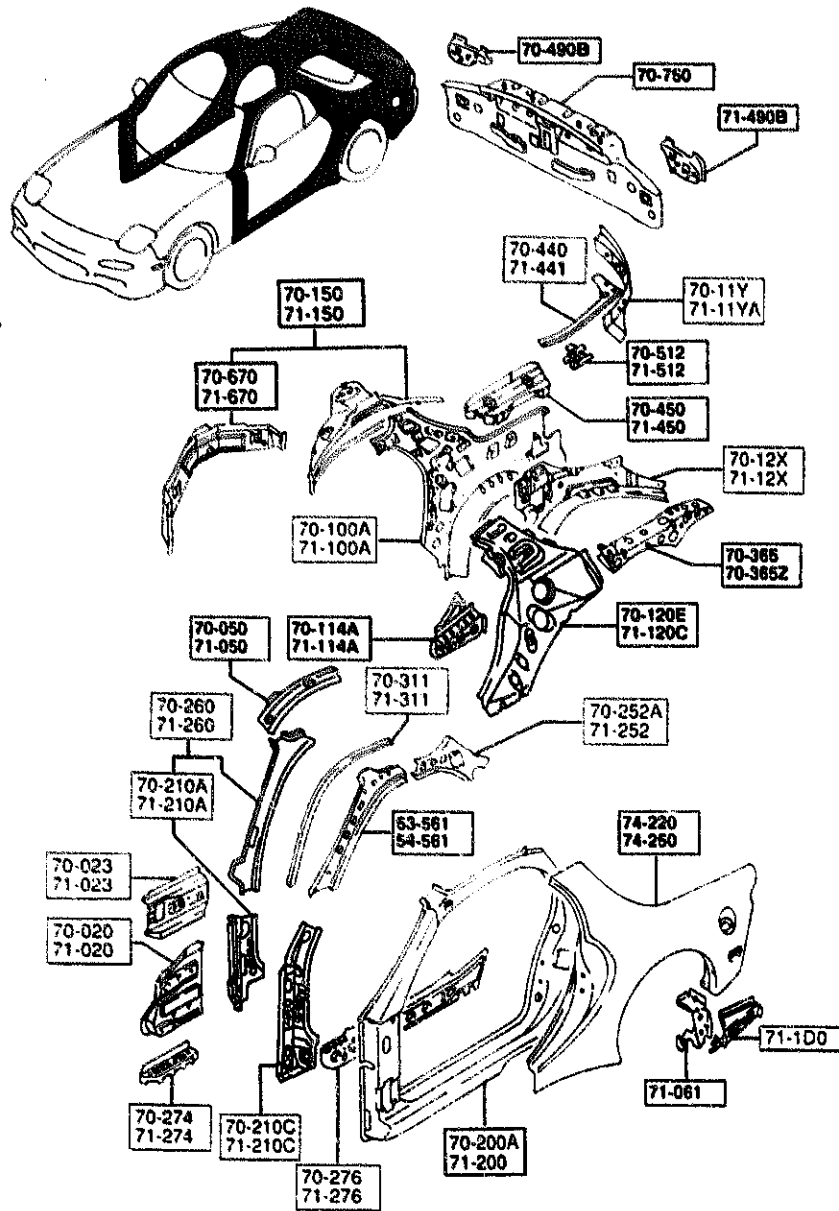
PART NO.	QTY	MODEL/RESTRICTION	MODEL/RESTRICTION	MODEL/RESTRICTION	FROM-TO
71-150	1	PANEL(L),WHEEL HOUSE			-2101
FD01-71-150C A (FD01-71-150D)	1				2101-2501
FD01-71-150D AN(FD01-71-150E)	1				2501-
FD01-71-150E	1				
71-200	1	FRAME(L),SIDE-OUTER			
FDY1-71-200	1				
71-210A	1	PILLAR(L),HINGE			
FD01-71-230A	1				
71-210C	1	REINF.(L),HINGE			-3301
FD01-71-030C AN(FD01-71-030D)	1				3301-
FD01-71-030D	1				
71-252	1	REINF.(L),ROOF RAIL			
FD01-71-252A	1				
71-260	1	PILLAR(L),FRT.-INNER			
FDY1-71-24X	1	(W/O SUN-RF)			
FDY4-71-24X	1	(SUNROOF)			
71-274	1	GUSSET(L),SIDE SILL OUTER			
FD01-71-274A	1				
71-276	1	REINF.(L),SIDE SILL			
FD01-71-272B	1				
71-311	1	RAIL(L),RAIN			
FD01-71-311A	1				
71-441	1	PLATE(L),CORNER			
FD01-71-440B	1				
71-450	1	PANEL(L),FLOOR SIDE			
FD01-71-1X1	1				
71-490B	1	BRACKET(L),LAMP			
2101 FD3MM-200251 2501 FD3MM-205709 3301 FD3MM-210620					

AUFA04

CAT. AUFA04-06

1994-09

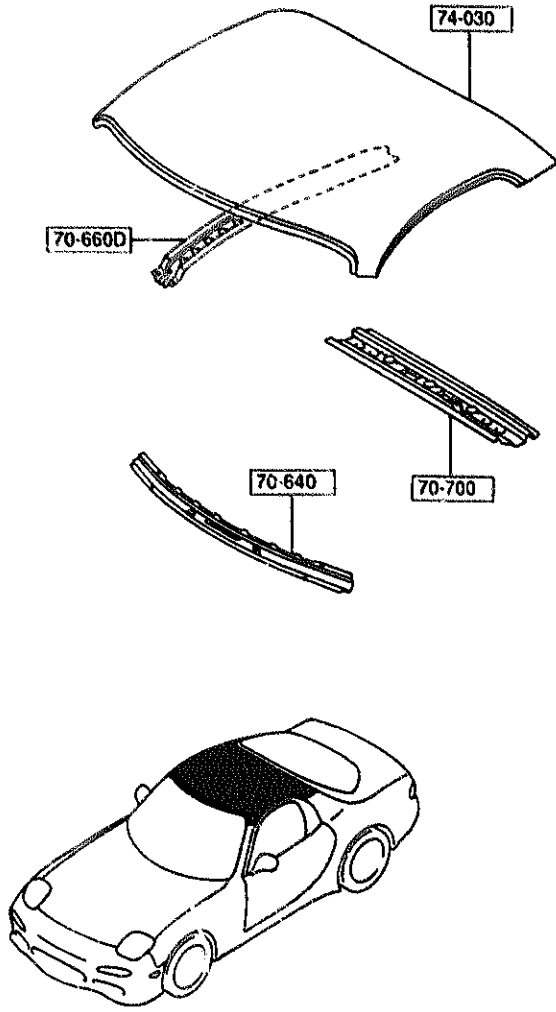
5340 SIDE PANELS



PART NO.	QTY	MODEL/RESTRICTION	MODEL/RESTRICTION	MODEL/RESTRICTION	FROM-TO
CONT'D FD01-71-490B	1				
71-512		BRACKET(L), TRIM-QTR PANEL			
FD01-71-119	1				
71-670		PLATE(L), CLOSING-QTR PANEL			
FD01-71-15XB A (FD01-71-15XC)	1				-2101
FD01-71-15XC AN (FD01-71-15XD)	1				2101-2501
FD01-71-15XD	1				2501-
74-220		PANEL (R), FENDER-REAR			
FDY1-70-400B	1				
74-250		PANEL (L), FENDER-REAR			
FDY1-71-400B	1				
2101 FDSMNM-200251 2501 FDSMNM-205709					

5360 ROOF PANELS
(W/O SUN ROOF)


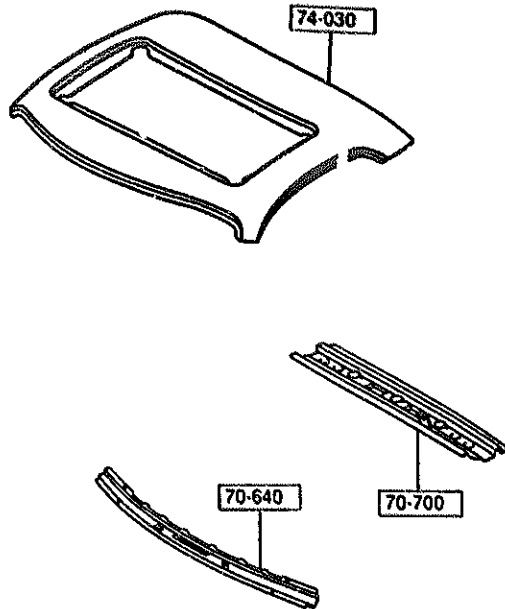
5360 -1 M ROOF PANELS
(W/O SUN ROOF)



PART NO.	QTY	MODEL/RESTRICTION	MODEL/RESTRICTION	MODEL/RESTRICTION	FROM-TO
70-640 FD01-70-640	1	HEADER, FRONT			
70-660D FD01-70-661	1	REINF., ROOF			
70-700 FD01-70-700B	1	HEADER, REAR			
74-030 FD01-70-601A	1	PANEL, ROOF			

5360 A ROOF PANELS
(SUN ROOF)

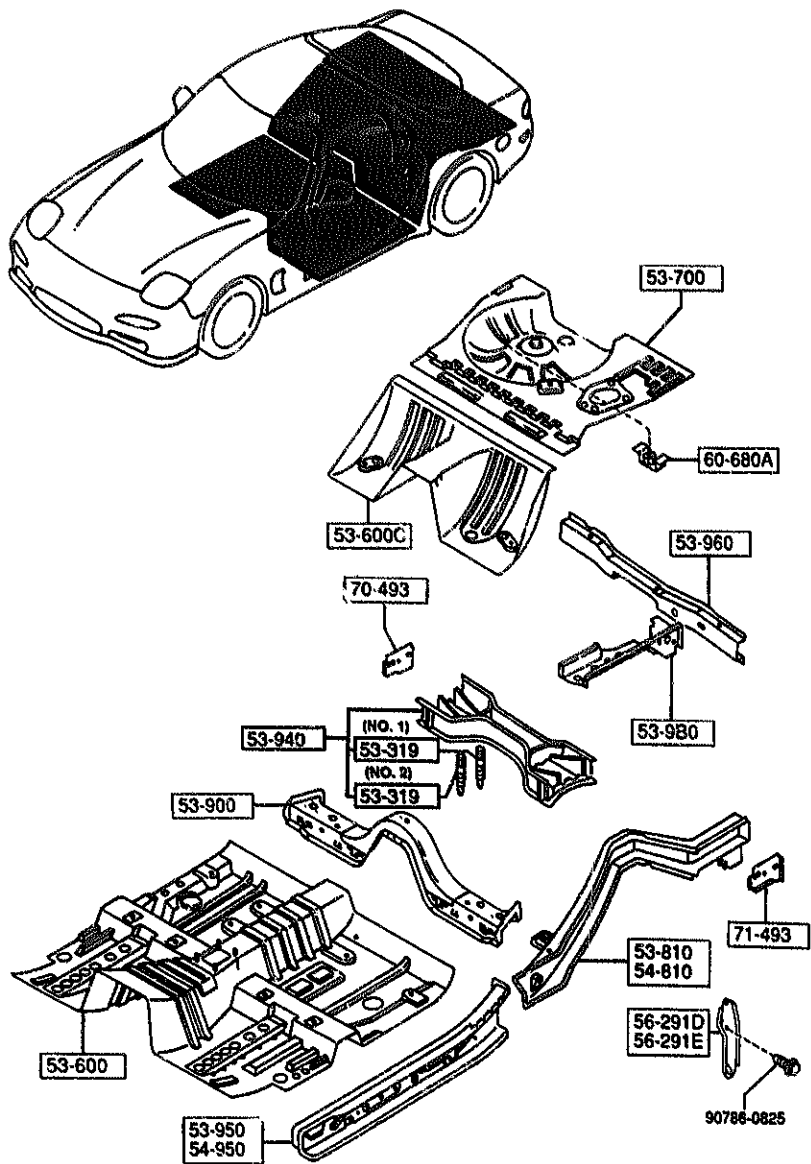
9360 A-1 * ROOF PANELS
(SUN ROOF)



PART NO.	QTY	MODEL/RESTRICTION	MODEL/RESTRICTION	MODEL/RESTRICTION	FROM-TO
70-640 FD01-70-640	1	HEADER, FRONT			
70-700 FD01-70-700B	1	HEADER, REAR			
74-030 FD04-70-600B	1	PANEL, ROOF			

5370 FLOOR PANELS

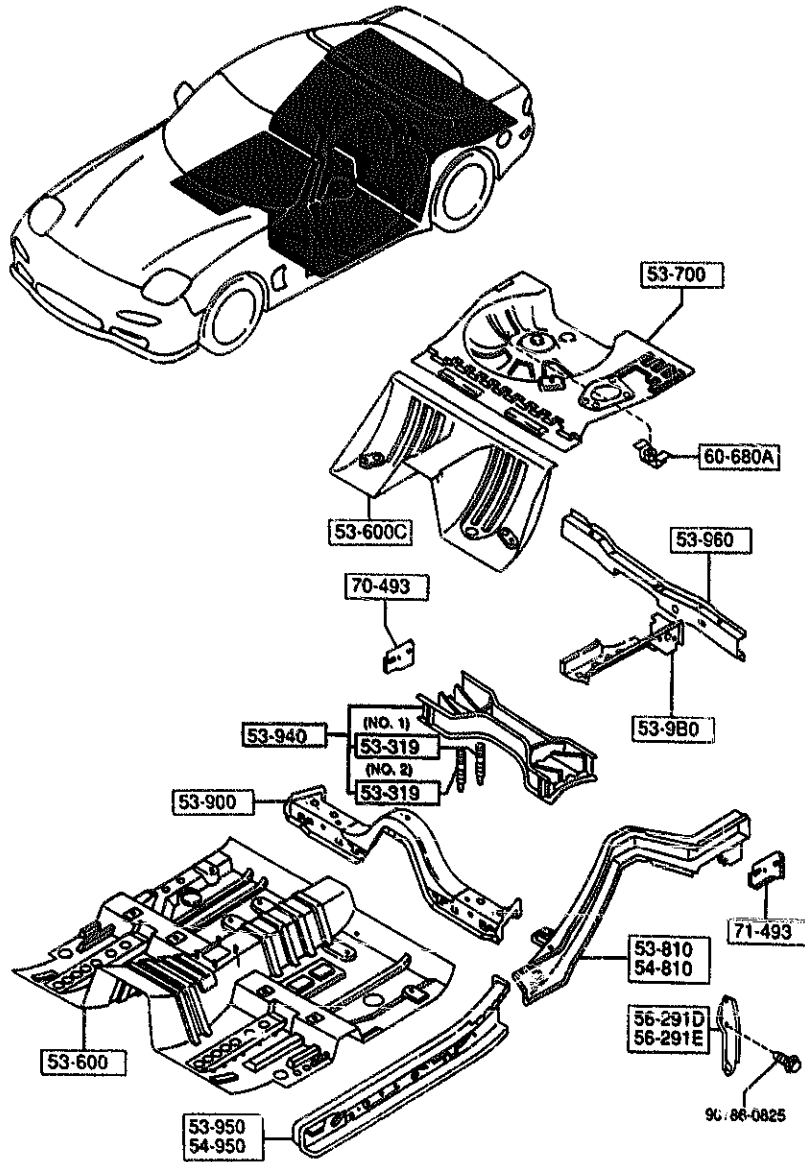
5370 -1 FLOOR PANELS



PART NO.	QTY	MODEL/RESTRICTION	MODEL/RESTRICTION	MODEL/RESTRICTION	FROM-TO
53-319		BOLT, MOUNT-MEMBER			
FD01-53-317A	2	(ILLUST. NO.1)			
FD01-53-318	2	(ILLUST. NO.2)			
53-600		PAN, FLOOR-FRONT			
FDY1-53-600 A (FDY1-53-600A)	1				-3401
FDY1-53-600A	1				3401-
53-600C		PAN, FLOOR-CENTER			
FDY1-53-720	1				
53-700		PAN, FLOOR-REAR			
FDY1-53-710	1				
53-810		FRAME(R), REAR SIDE			
FD01-53-810E	1				
53-980		FRAME, CENTER-REAR SIDE			
FD01-53-980 A (FD01-53-980A)	1				-2201
FD01-53-980A	1				2201-
53-900		MEMBER NO. 3, CROSS			
FD01-53-910A	1				
53-940		MEMBER NO. 4, CROSS			
FD01-53-930C	1				
53-950		PANEL(R), SIDE SILL			
FD01-53-950B	1				
53-960		MEMBER NO. 5, CROSS			
FD01-53-940A	1				
54-810		FRAME(L), REAR SIDE			
FD01-54-810E A (FD01-54-810F)	1				-2601
FD01-54-810F	1				2601-
54-950		PANEL(L), SIDE SEAL			
2201 FDSMXX-201428 2601 FDSMXX-207062 3401 FDSMXX-210661					

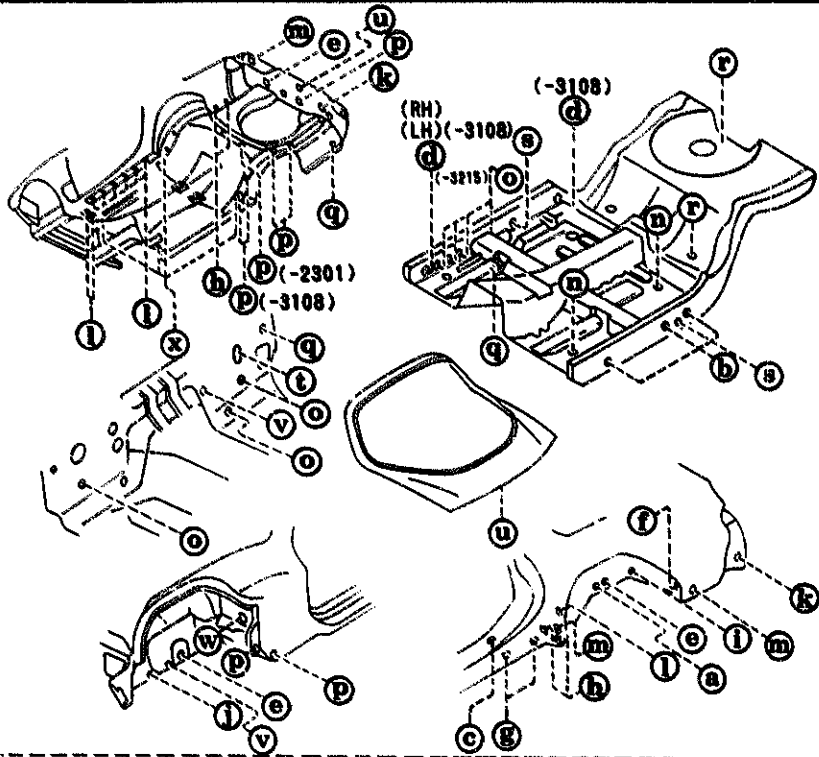
5370 FLOOR PANELS

5370 -2 W FLOOR PANELS



PART NO.	QTY	MODEL/RESTRICTION	MODEL/RESTRICTION	MODEL/RESTRICTION	FROM-TO
CONT'D FD01-54-950A	1				
56-291D		HOOK(R),TIE DOWN			
FD01-56-251B	1				
56-291E		HOOK(L),TIE DOWN			
FD01-56-252B	1				
60-680A		BRACKET,FLOOR			
0305-53-160	2				
70-493		PLATE(R),CLOSING-R.F ENDER			
FD01-53-781A AN(FD01-53-781B)	1				-2211
FD01-53-781B	1				2211-
71-493		PLATE(L),CLOSING-R.F ENDER			
FD01-54-781A AN(FD01-54-781B)	1				-2211
FD01-54-781B	1				2211-

2211 FD3MM-201896



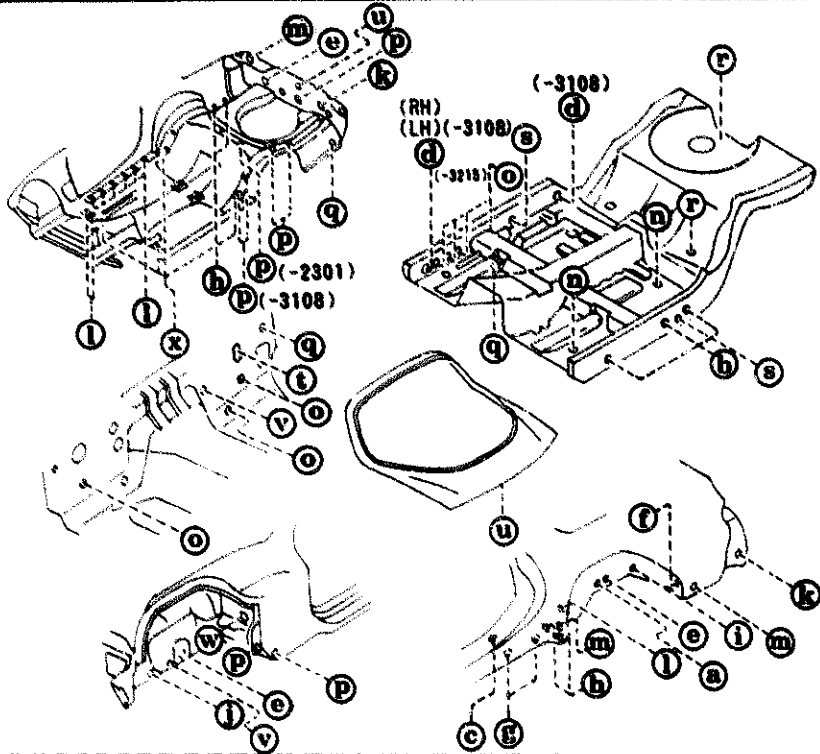
- | | | |
|------------------|------------------|------------------|
| a 43-095 | i 56-051B | q 56-242 |
| b 45-961B | j 56-052 | r 56-971 |
| c 50-753A | k 56-052A | s 58-869E |
| d 51-051C | l 56-056 | t 61-238 |
| e 51-274H | m 56-112B | u 62-869A |
| f 51-831B | n 56-231A | v 66-9A1 |
| g 51-9A1 | o 56-241 | w 67-056A |
| h 51-9A2 | p 56-241B | x 56-054 |

PART NO.	QTY	MODEL/RESTRICTION	MODEL/RESTRICTION	MODEL/RESTRICTION	FROM-TO
43-095		GROMMET			
H001-43-095	2				
45-961B		CAP			
H002-45-961	3				
50-753A		FASTENER			
FD01-50-753	2				
51-051C		PLUG, HOLE			
BR70-51-264	3				
MBR70-51-264	1				-3108
51-274H		GROMMET			3108-
BF67-51-261	6				
51-831B		PLUG, HOLE-FLAP			
DA14-51-831	2				
51-9A1		PLUG 'A', BLIND-S. SPOILER			
FB03-51-9A1	4				
51-9A2		PLUG 'B', BLIND-S. SPOILER			
FB03-51-9A2	8				
56-051B		COVER, HOLE			
GA5R-56-051	2				
56-052		PLUG, DRAIN			
B092-56-052	2	D=12MM			
56-052A		PLUG, HOLE-F. SIDE FRAME			
H260-56-052	5				
56-054		PLUG, HOLE			
FD01-56-051	4				2520-
56-056		COVER, HOLE			
GA5R-56-052	18				

2520 FDS3MM-206494
3108 FDS3MM-210568

5380 FLOOR ATTACHMENTS (HOLE COVERS)

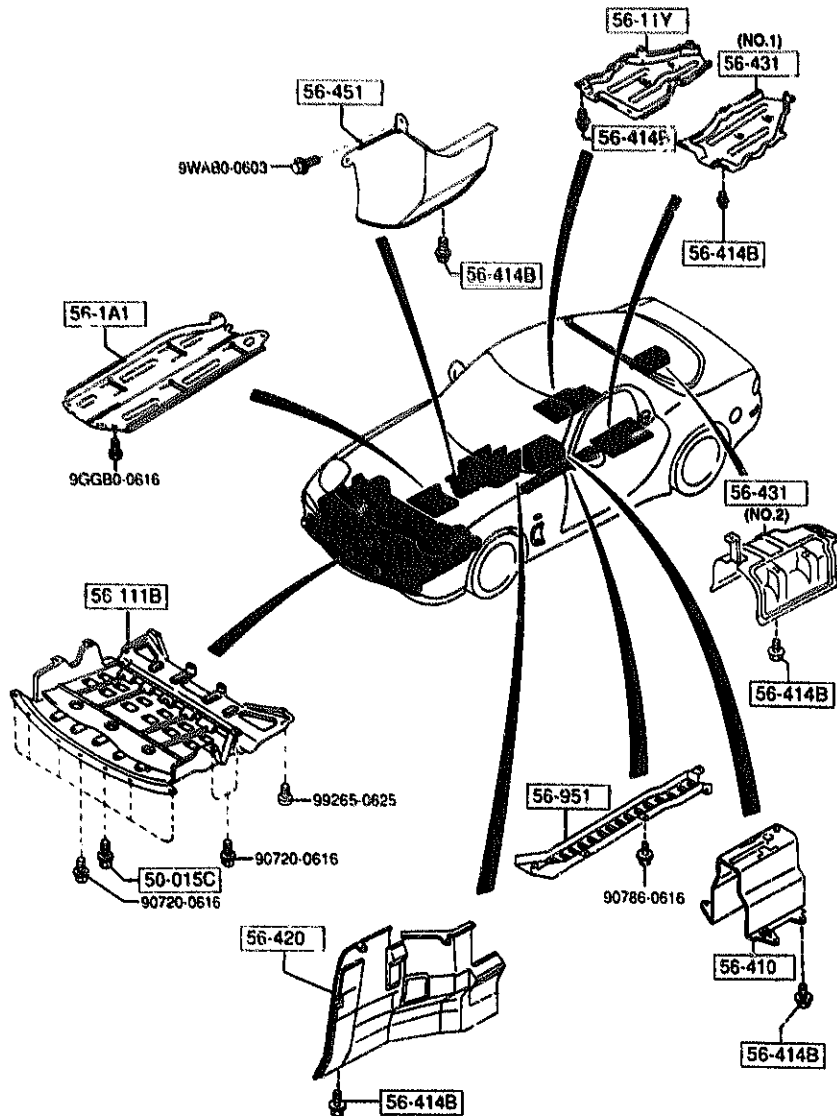
5380 -2 M FLOOR ATTACHMENTS (HOLE COVERS)



- | | | |
|-----------|-----------|-----------|
| a 43-095 | i 56-051B | q 56-242 |
| b 45-961B | j 56-052 | r 56-971 |
| c 50-753A | k 56-052A | s 58-868E |
| d 51-051C | l 56-056 | t 61-238 |
| e 51-274H | m 56-112B | u 62-869A |
| f 51-831B | n 56-231A | v 66-9A1 |
| g 51-9A1 | o 56-241 | w 67-056A |
| h 51-9A2 | p 56-241B | x 56-054 |

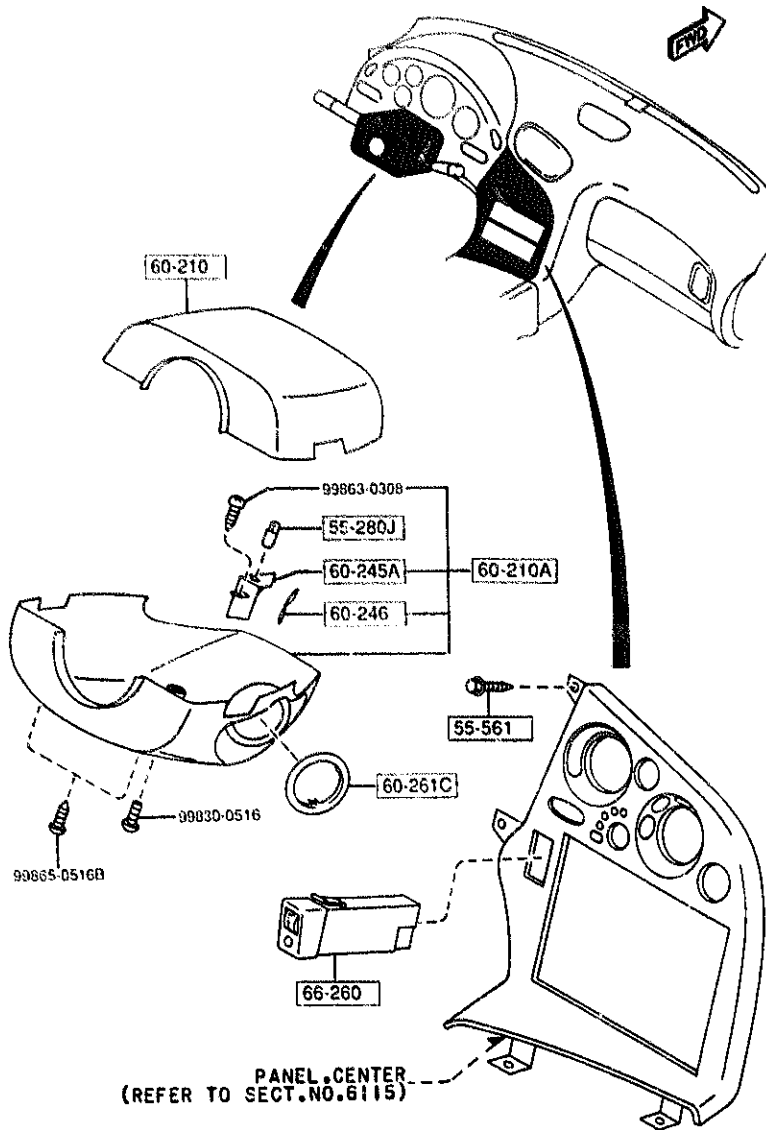
PART NO.	QTY	MODEL/RESTRICTION	MODEL/RESTRICTION	MODEL/RESTRICTION	FROM-TO
56-112B		PLUG, DRAIN			
FB01-56-057	6				
56-231A		COVER, SERVICE HOLE			
6173-56-053	4				
56-241		PLUG, DRAIN			
0118-56-241	9	(SUNROOF)			-3215
0118-56-241	10	(W/O SUN-RF)			-3215
M0118-56-241	2				3215-
56-241B		PLUG			
D001-56-051	16				-2301
MB001-56-051	14				2301-3108
MB001-56-051	10				3108-
56-242		PLUG, DRAIN			
0118-56-242B	6				
56-971		COVER, HOLE			
0866-56-971	3				
58-868E		PLUG, SERVICE COVER			
0599-58-868	2				
61-238		GROMMET, REAR FLOOR			
H260-61-238	1				
62-869A		PLUG, DRAIN-LIFT GATE UP.			
8216-62-869	2				
66-9A1		COVER, HOLE-ANTENNA			
KA01-66-9A1	2	(W/O SUN-RF)			
KA01-66-9A1	3	(SUNROOF)			
67-056A		COVER, HOLE			
FD01-67-HD1	1				

2301 FD3MM-202878
 3108 FD3MM-210568
 3215 FD3MM-210600



PART NO.	QTY	MODEL/RESTRICTION	MODEL/RESTRICTION	MODEL/RESTRICTION	FROM TO
50-015C		BOLT			
BR70-50-022	6				
56-1A1		COVER, T/MISSION			
FD01-56-1A1 AN(FD01-56-1A1C)	1				-2402
FD01-56-1A1C	1	(MT)			2402-
56-11Y		COVER, UNDER-REAR			
FD01-56-113A	1				
56-111B		COVER, UNDER-FRONT			
FD01-56-1B0B	1				
56-410		INSULATOR, HEAT-FRONT			
FD01-56-430B A (FD01-56-430C)	1				-1C13
FD01-56-430C	1				1C13-
56-414B		BOLT, INSULATOR, FRT H EAT			
FB01-56-414	25				
56-420		INSULATOR, FRONT			
FD01-56-420B A (FD01-56-420C)	1				-1C13
FD01-56-420C	1				1C13-
56-431		INSULATOR, HEAT			
FD01-56-114A	1	(ILLUST. NO.1)			
FD01-56-450	1	(ILLUST. NO.2)			
56-451		INSULATOR			
FD01-56-411	1				
56-951		PROTECTOR			
FD01-56-181	1				
1C13 FD3***-200081					
2402 FD3***-204376					

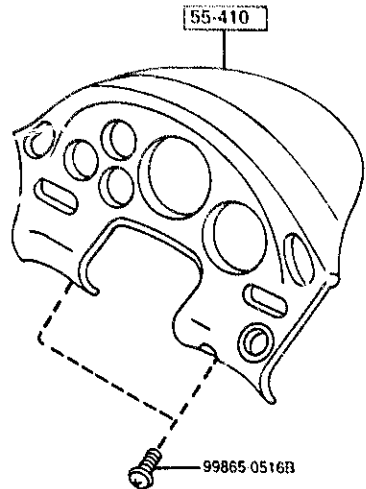
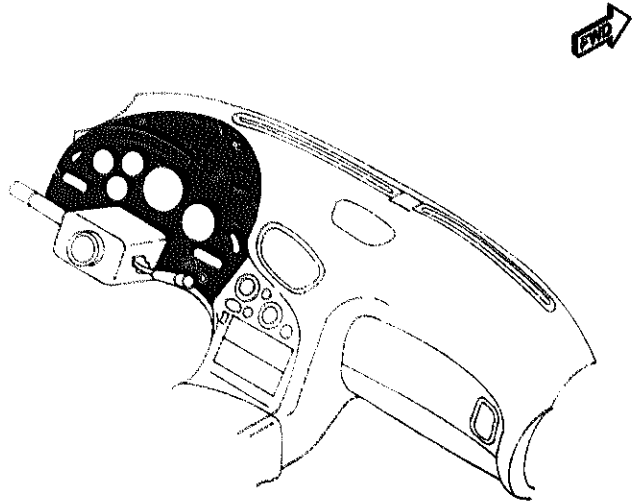
5500 DASHBOARD EQUIPMENTS



PART NO.	QTY	MODEL/RESTRICTION	MODEL/RESTRICTION	MODEL/RESTRICTION	FROM-TO
55-280J		BULB			
B456-60-223	1				
55-561		BOLT, INST. PANEL			
B455-55-561	4				
60-210		COVER, COLUMN-UPPER			
FD01-60-221C	1				
00	INT-	FE2 FE3 FE4 BLACK			
60-210A		COVER, COLUMN-LOWER			
FD01-60-230D	1				
00	INT-	FE2 FE3 FE4 BLACK			
60-245A		CASE, LAMP			
FD01-60-245A	1				
60-246		LENS, COLUMN COVER			
FD01-60-246	1				
60-261C		RING SET-KEY CYLINDER			
LA01-60-261	1				
66-260		RESISTOR			
FD01-55-490A	1				

5520 METER HOOD

5520 -1 * METER HOOD

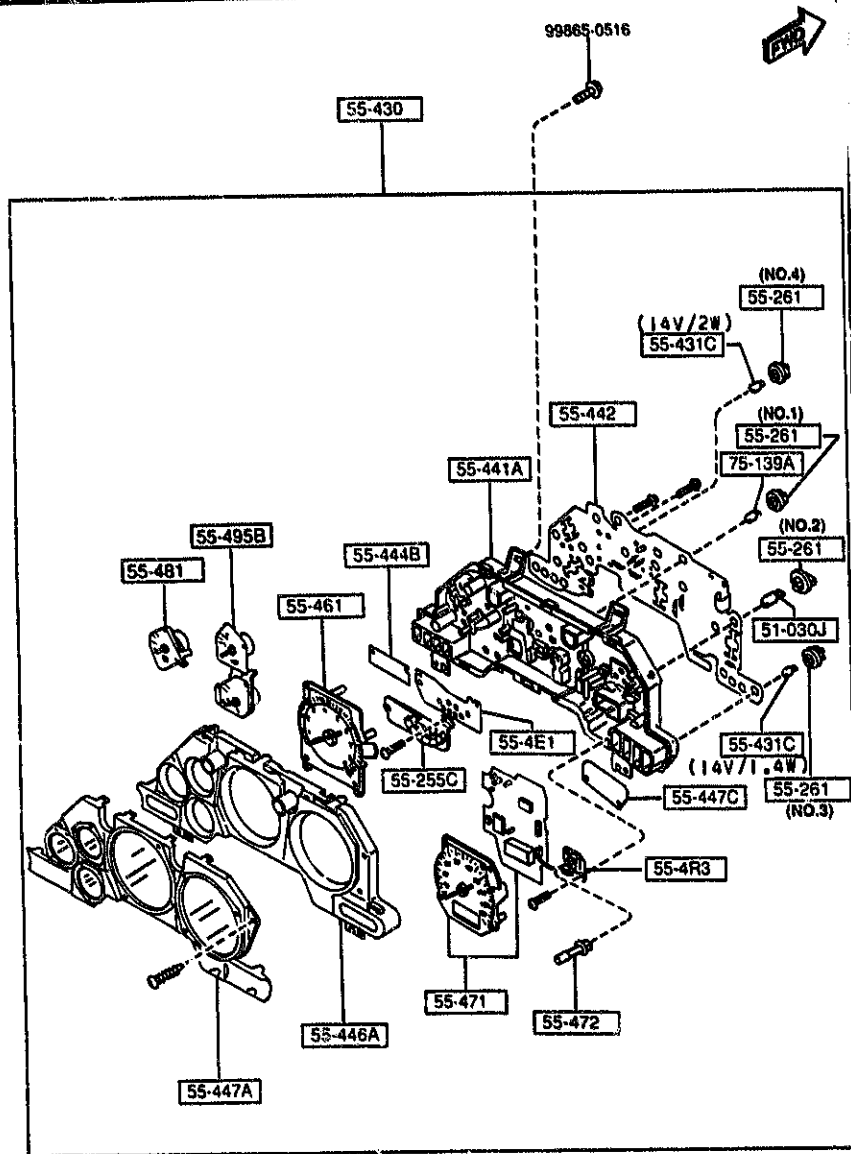


PART NO.	QTY	MODEL/RESTRICTION	MODEL/RESTRICTION	MODEL/RESTRICTION	FROM-TO
55-410		HOOD,METER			
FD01-55-420C	1				-1C21
00	INT-	FE2 FE3 FE4 BLACK			
FD01-55-420D	1				1C21-2722
00	INT-	FE2 FE3 FE4 BLACK			
FD01-55-420E	1				2722-
00	INT-	FE2 FE3 FE4 BLACK			

1C21 FDSMM-200106
2722 FDSMM-209519

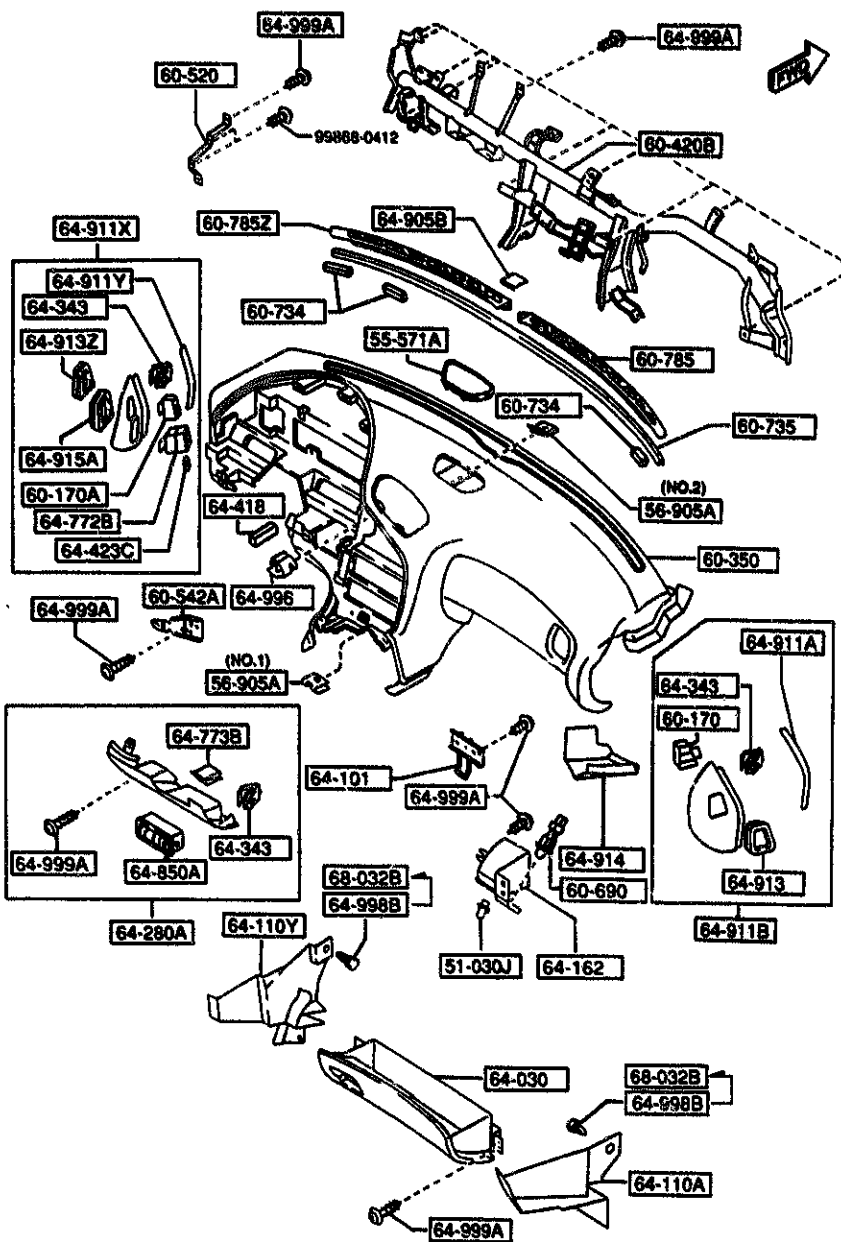
5540 METER COMPONENTS

5540 -1 METER COMPONENTS



PART NO.	QTY	MODEL/RESTRICTION	MODEL/RESTRICTION	MODEL/RESTRICTION	FROM TO
51-030J		BULB			
99701-6030	4	12V 3.4W			
55-255C		CASE, WARNING UNIT			
FD01-55-4W1	1	((MT))<(NOR. SUSP))			
FD02-55-4W1	1	(AT)			
55-261		SOCKET			
8456-55-261	6	12V 3W (ILLUST. NO.1)			
FD01-55-261	4	(ILLUST. NO.2)			
FD02-55-261	7	(ILLUST. NO.3)			
FD03-55-261	2	(ILLUST. NO.4)			
55-4E1		INDICATOR, ECONOMY-METER			
FD02-55-4E1	1	(AT)			
55-4R3		SWITCH			
FD01-55-487	1				
55-430		METER SET			
FD01-55-430D	1	((MT))<(NOR. SUSP))			
FD02-55-430D	1	(AT)			
FD03-55-430D	1	((MT))<(HARD SUSP))			
55-431C		BULB 'B', WARNING UNIT			
FD01-55-431	2	14V/2W			
FD02-55-431	7	14V/1.4W			
55-441A		CASE, METER			
FD01-55-441	1				
55-442		PLATE NO.1, PRINT			
FD01-55-442	1	((MT))<(NOR. SUSP))			
FD02-55-442	1	(AT)			
FD03-55-442	1	((MT))<(HARD SUSP))			

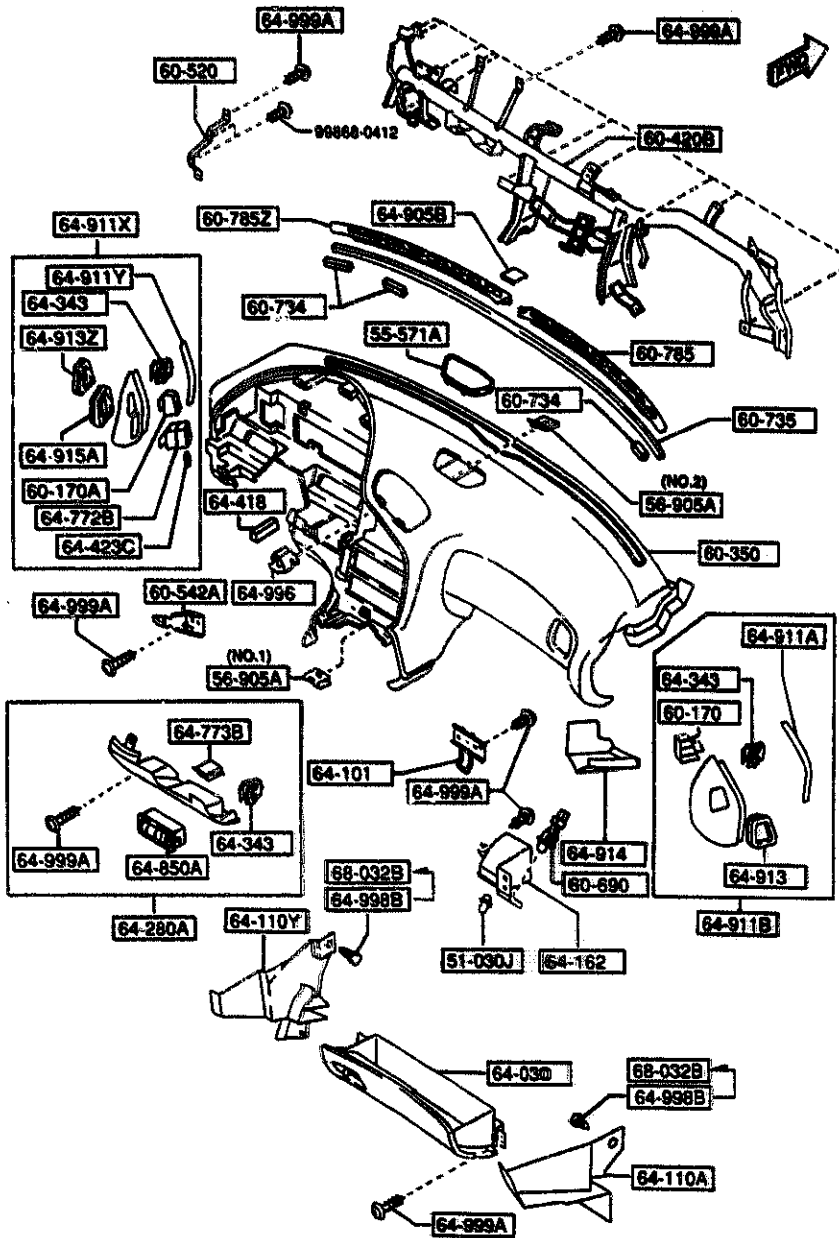
5560 DASHBOARD & RELATED PARTS



PART NO.	QTY	MODEL/RESTRICTION	MODEL/RESTRICTION	MODEL/RESTRICTION	FROM-TO
51-030J		BULB			
99701-6050	1	12V 3.4W			
55-571A		GRILLE, SPEAKER			
FD01-55-530A	1				
00	INT-	FE2 FE3 FE4 BLACK			
56-905A		NUT, SPRING			
8092-60-408	9	(ILLUST. NO.1)			
E016-60-408	3	(ILLUST. NO.2)			
60-170		NOZZLE(R), SIDE-DEMISTER			
FD01-60-182	1				
60-170A		NOZZLE(L), SIDE-DEMISTER			
FD01-60-192	1				
60-350		PAD, CRASH			
FD01-60-350D	1				
02	INT-	FE2 FE3 FE4 BLACK			
60-420B		MEMBER, CRASH PAD			
FD01-60-420C	1				
60-520		BRACKET, CENTER			
FD01-60-534	1				
60-542A		BRACKET, CENTER PANEL			
FD01-60-582	1				
60-690		SWITCH, GLOVE TRAY			
J002-66-540A	1				
60-734		PAD NO.1, GARNISH-UPPER			
MFD01-60-734A	3				
60-735		PAD NO.2, GARNISH-UPPER			
FD01-60-735	1				

5560 DASHBOARD & RELATED PARTS

5560 -2 DASHBOARD & RELATED PARTS

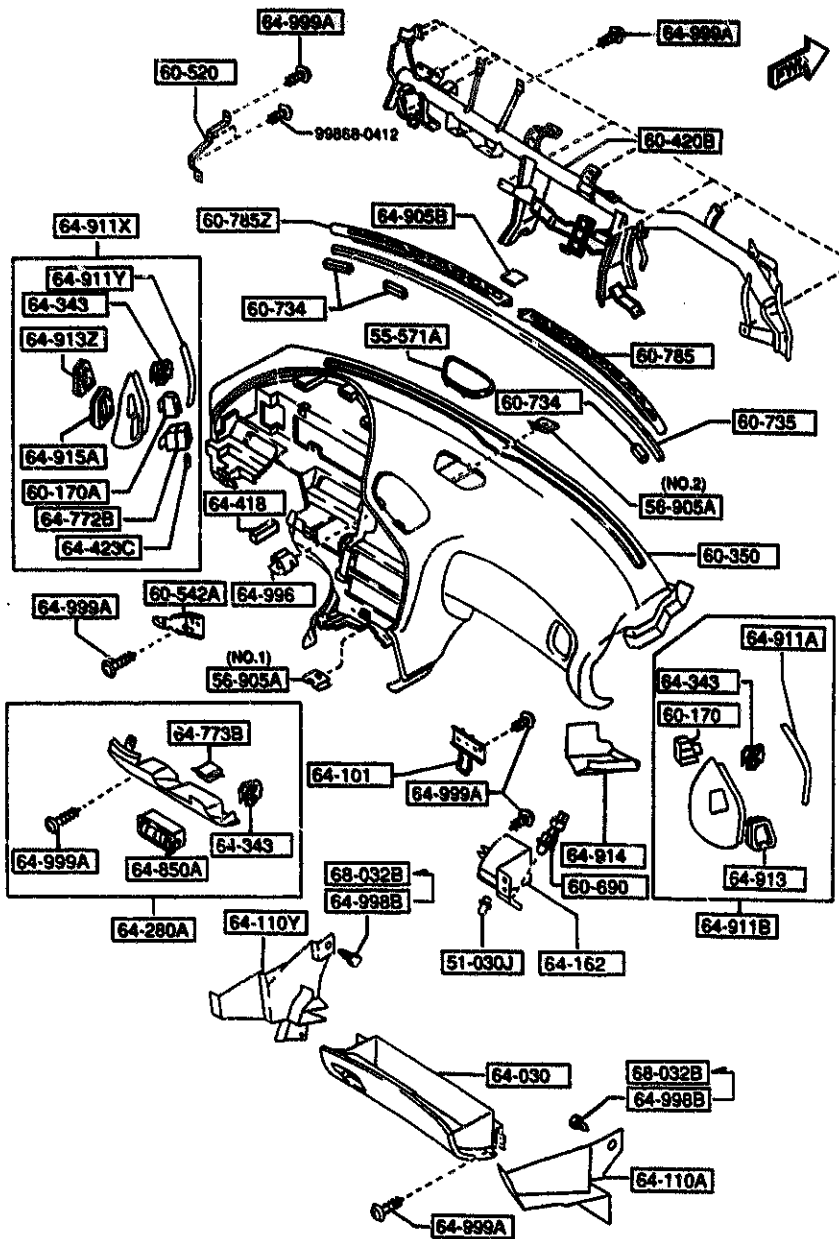


PART NO.	QTY	MODEL/RESTRICTION	MODEL/RESTRICTION	MODEL/RESTRICTION	FRON-TO
60-785		GRILLE(R),DEF.NOZZLE			
FD01-60-780	1				
02	INT-	FE2 FE3 FE4 BLACK			
60-785Z		GRILLE(L),DEF.NOZZLE			
FD01-60-790	1				
02	INT-	FE2 FE3 FE4 BLACK			
64-030		BOX,GLOVE			
FD01-64-030C	1				
02	INT-	FE2 FE3 FE4 BLACK			
64-101		STRIKER			
FD01-64-10X	1				
64-110A		COVER(R),GLOVE			
FD01-64-116B	1				
64-110Y		COVER(L),GLOVE			
FD01-64-117B	1				
64-162		COVER,LAMP			
FD01-64-170	1				
64-280A		PANEL,LOWER			
FD01-64-280C	1				
02	INT-	FE2 FE3 FE4 BLACK			
64-343		SPRING			
H260-64-343	8				
64-418		PAD			
WFD01-60-757	1				
64-423C		NUT,PUSH			
B455-64-423	3				-2601
64-772B		DUCT NO.2(L)			
FD01-64-842	1				

2601 FD3MKN-207062

5540 DASHBOARD & RELATED PARTS

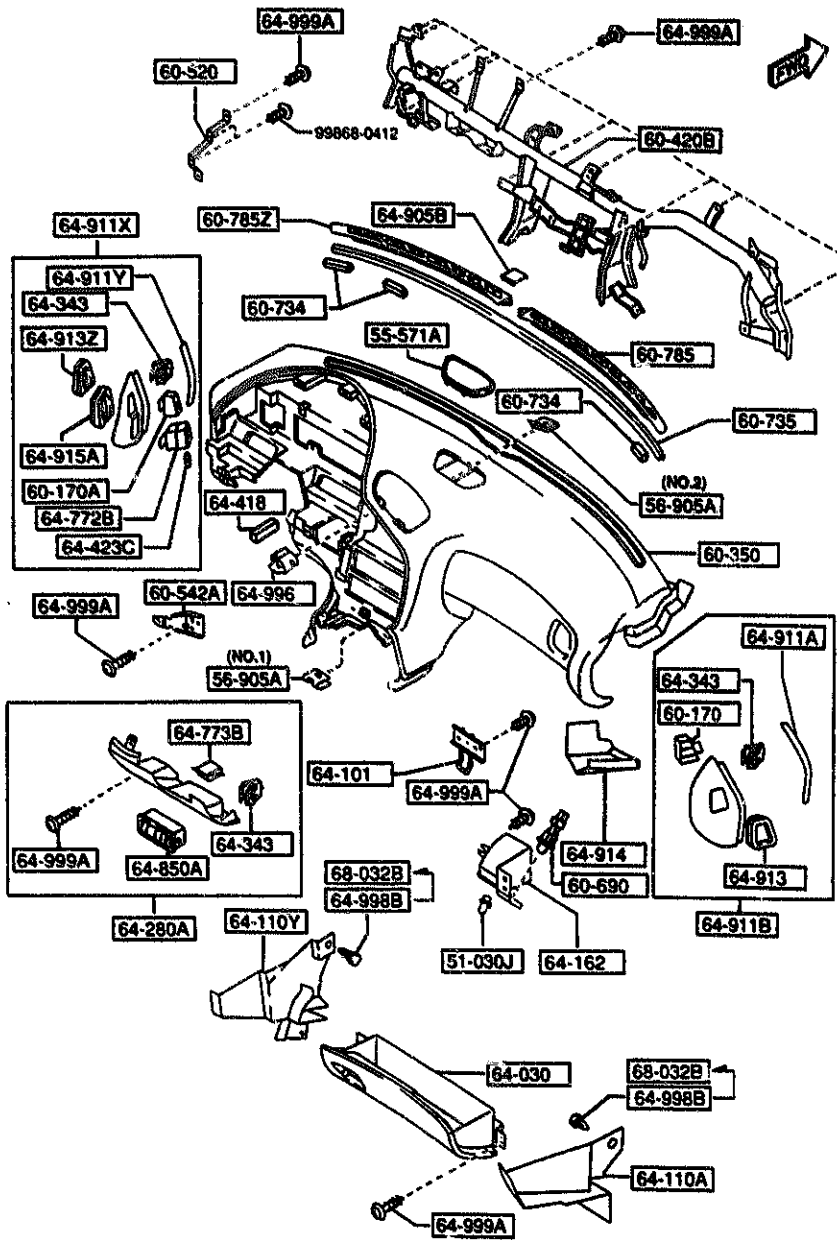
5560 -3 DASHBOARD & RELATED PARTS



PART NO.	QTY	MODEL/RESTRICTION	MODEL/RESTRICTION	MODEL/RESTRICTION	FRUM-TO
64-773B		SPRING			
8455-64-773	2				
64-850A		LOUVER, LAP-LOWER PANEL			
FD01-64-850	1				
02	INT-	FE2 FE3 FE4 BLACK			
64-905B		COVER, HOLE-(C)			
FD01-64-905	1				
02	INT-	FE2 FE3 FE4 BLACK			
64-911A		COVER(R), SIDE			
FD01-64-981	1				
02	INT-	FE2 FE3 FE4 BLACK			
64-911B		PANEL(R), SIDE-CRASH PAD			
FD01-64-910A	1				
02	INT-	FE2 FE3 FE4 BLACK			
64-911X		PANEL(L), SIDE-CRASH PAD			
FD01-64-920B	1				
02	INT-	FE2 FE3 FE4 BLACK			
64-911Y		COVER(L), SIDE			
FD01-64-971	1				
02	INT-	FE2 FE3 FE4 BLACK			
64-913		RUBBER(R), SEAL-SIDE PANEL			
FD01-64-912	1				
64-913Z		RUBBER(L), SEAL-SIDE PANEL			
FD01-64-922	1				
64-914		COVER(R), SIDE NO.2			
FD01-64-914B	1				
02	INT-	FE2 FE3 FE4 BLACK			
64-915A		RUBBER, SEAL-SIDE PANEL			
FD01-64-923	1				

5560 -4 M DASHBOARD & RELATED PARTS

5560 DASHBOARD & RELATED PARTS

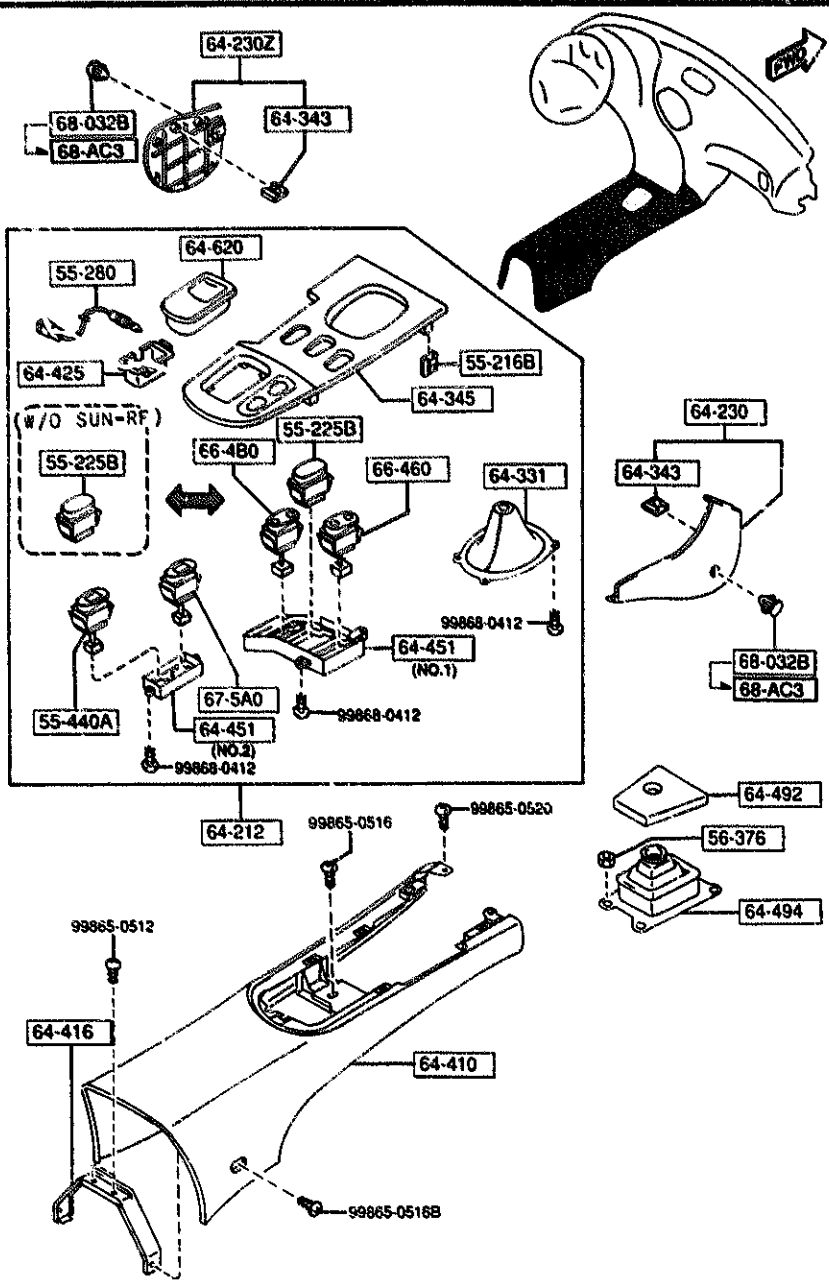


PART NO.	QTY	MODEL/RESTRICTION	MODEL/RESTRICTION	MODEL/RESTRICTION	FROM-10
64-996		NUT, EXPANSION			
GJ21-64-996	2				
64-998B		CLIP			
FD01-64-998	3				-2A01
64-999A		SCREW, TAPPING			
W201-64-999	32				
68-032B		FASTENER			
D003-68-032	3				2A01-

2A01 FD3MM-210508

5570 CONSOLE

5570 -1 CONSOLE



PART NO.	QTY	MODEL/RESTRICTION	MODEL/RESTRICTION	MODEL/RESTRICTION	FROM-TO
55-216B		SPRING,CENTER PANEL			
8092-99-257	5				
55-225B		COVER,HOLE			
FD01-55-225A	1	(SUNROOF)			
00	INT-	FE2 FE3 FE4 BLACK			
FD01-55-225A	2	(W/O SUN-RF)			
00	INT-	FE2 FE3 FE4 BLACK			
55-280		BULB & SOCKET			
FD01-55-280	1				
55-440A		WARNING,HEAT			
FD01-67-5H0B	1				-2201
AN(FD01-67-5H0C)					
FD01-67-5H0C	1				2201-
56-376		NUT,SELF LOCK			
8001-56-376	4	(MT)			
64-212		PANEL,CONSOLE			
FD01-64-470C	1	((MT))>(W/O SUN-RF)			-2201
00	INT-	FE2 FE3 FE4 BLACK			
FD02-64-470C	1	((AT))>(W/O SUN-RF)			-2201
00	INT-	FE2 FE3 FE4 BLACK			
FD04-64-470C	1	((MT))>(SUNROOF)			-2201
00	INT-	FE2 FE3 FE4 BLACK			
FD05-64-470C	1	((AT))>(SUNROOF)			-2201
00	INT-	FE2 FE3 FE4 BLACK			
FD01-64-470D	1	((MT))>(W/O SUN-RF)			2201-2301
00	INT-	FE2 FE3 FE4 BLACK			
FD02-64-470D	1	((AT))>(W/O SUN-RF)			2201-2301
00	INT-	FE2 FE3 FE4 BLACK			
FD04-64-470D	1	((MT))>(SUNROOF)			2201-2301
00	INT-	FE2 FE3 FE4 BLACK			
FD05-64-470D	1	((AT))>(SUNROOF)			2201-2301
00	INT-	FE2 FE3 FE4 BLACK			

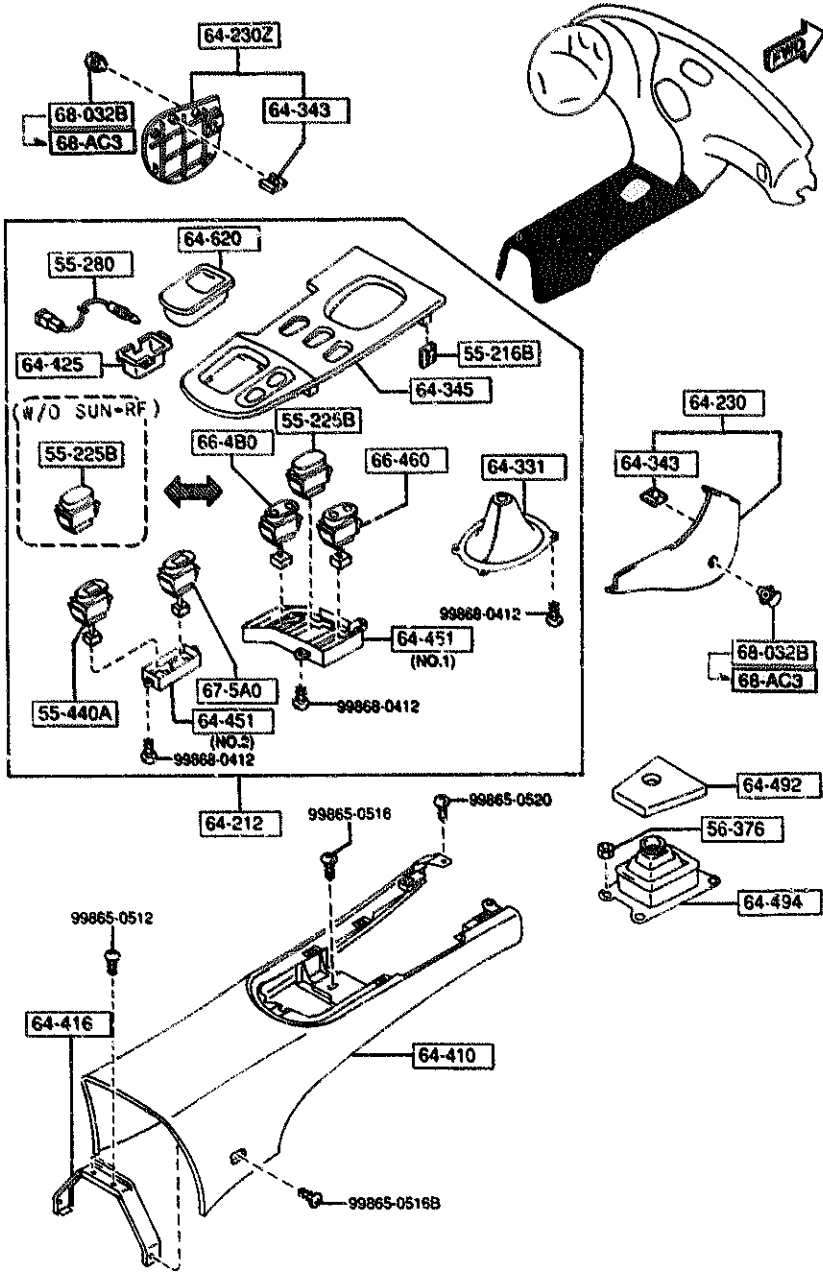
2201 FD3***-201428
2301 FD3***-202878

AUFA04

CAT. AUFA04-06

1994-09

5570 CONSOLE



5570 -2 CONSOLE

PART NO.	QTY	MODEL/RESTRICTION	MODEL/RESTRICTION	MODEL/RESTRICTION	FROM-TO
CONT'D					
FD01-64-470E	1	((MT))<(W/O SUN-RF))			2301-2303
00	INT-	FE2 FE3 FE4 BLACK			
FD02-64-470E	1	((AT))<(W/O SUN-RF))			2301-2303
00	INT-	FE2 FE3 FE4 BLACK			
FD04-64-470E	1	((MT))<(SUNROOF))			2301-2303
00	INT-	FE2 FE3 FE4 BLACK			
FD05-64-470E	1	((AT))<(SUNROOF))			2301-2303
00	INT-	FE2 FE3 FE4 BLACK			
FD01-64-470F	1	((MT))<(W/O SUN-RF))			2303-
00	INT-	FE2 FE3 FE4 BLACK			
FD02-64-470F	1	((AT))<(W/O SUN-RF))			2303-
00	INT-	FE2 FE3 FE4 BLACK			
FD04-64-470F	1	((MT))<(SUNROOF))			2303-
00	INT-	FE2 FE3 FE4 BLACK			
FD05-64-470F	1	((AT))<(SUNROOF))			2303-
00	INT-	FE2 FE3 FE4 BLACK			
64-230		WALL(R),SIDE			
FD01-64-220A	1				
02	INT-	FE2 FE3 FE4 BLACK			
64-230Z		WALL(L),SIDE			
FD01-64-240A	1				
02	INT-	FE2 FE3 FE4 BLACK			
64-331		BOOT,CHANGE			
FD01-64-330C	1	((MT))			
00	INT-	FE2 FE3 FE4 BLACK			
64-343		SPRING			
H260-64-343	4				
64-345		PANEL,SWITCH			
FD01-64-471B	1				-2301
00	INT-	FE2 FE3 FE4 BLACK			
FD01-64-471C	1	((MT))			2301-2303
00	INT-	FE2 FE3 FE4 BLACK			
2301 FD3MM-202878					
2303 FD3MM-202943					

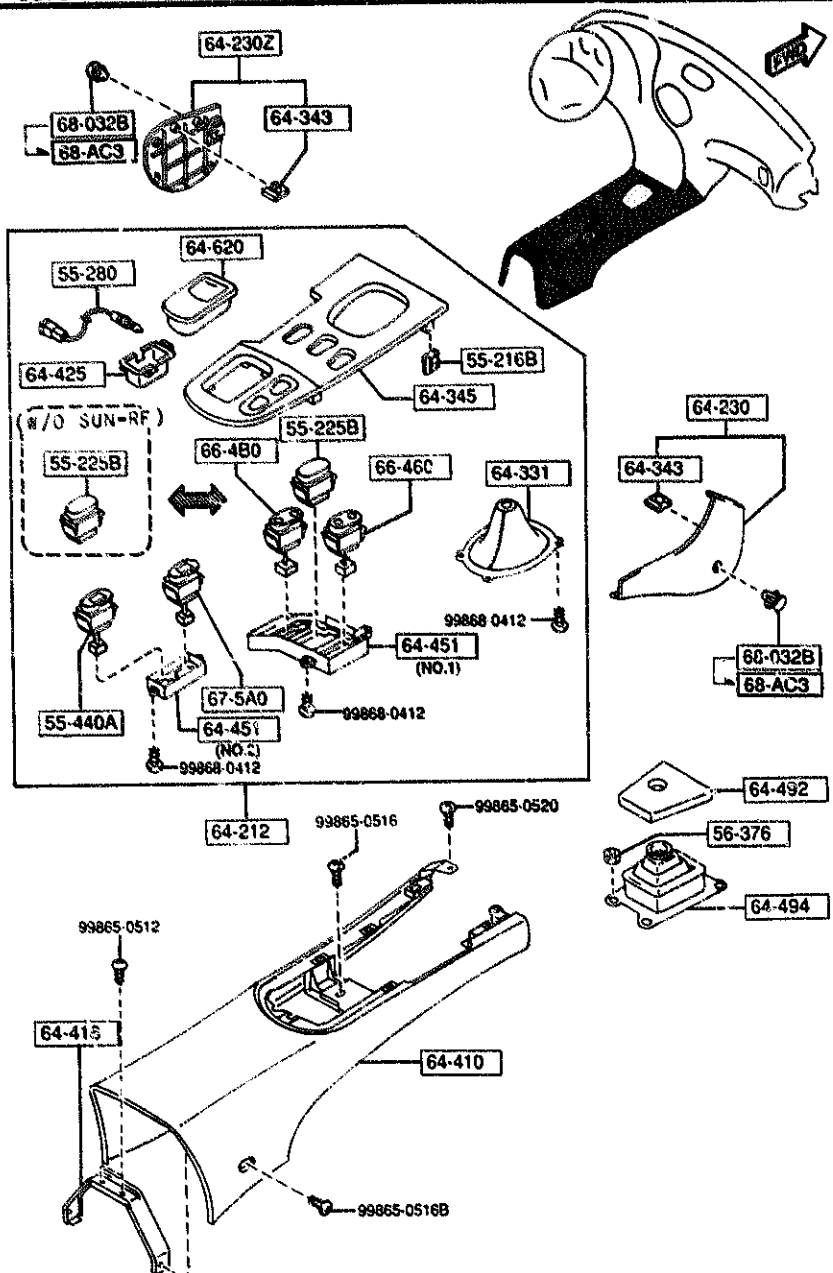
AUFA04

CAT. AUFA04-06

1994-09

5570 CONSOLE

5570 -3 CONSOLE

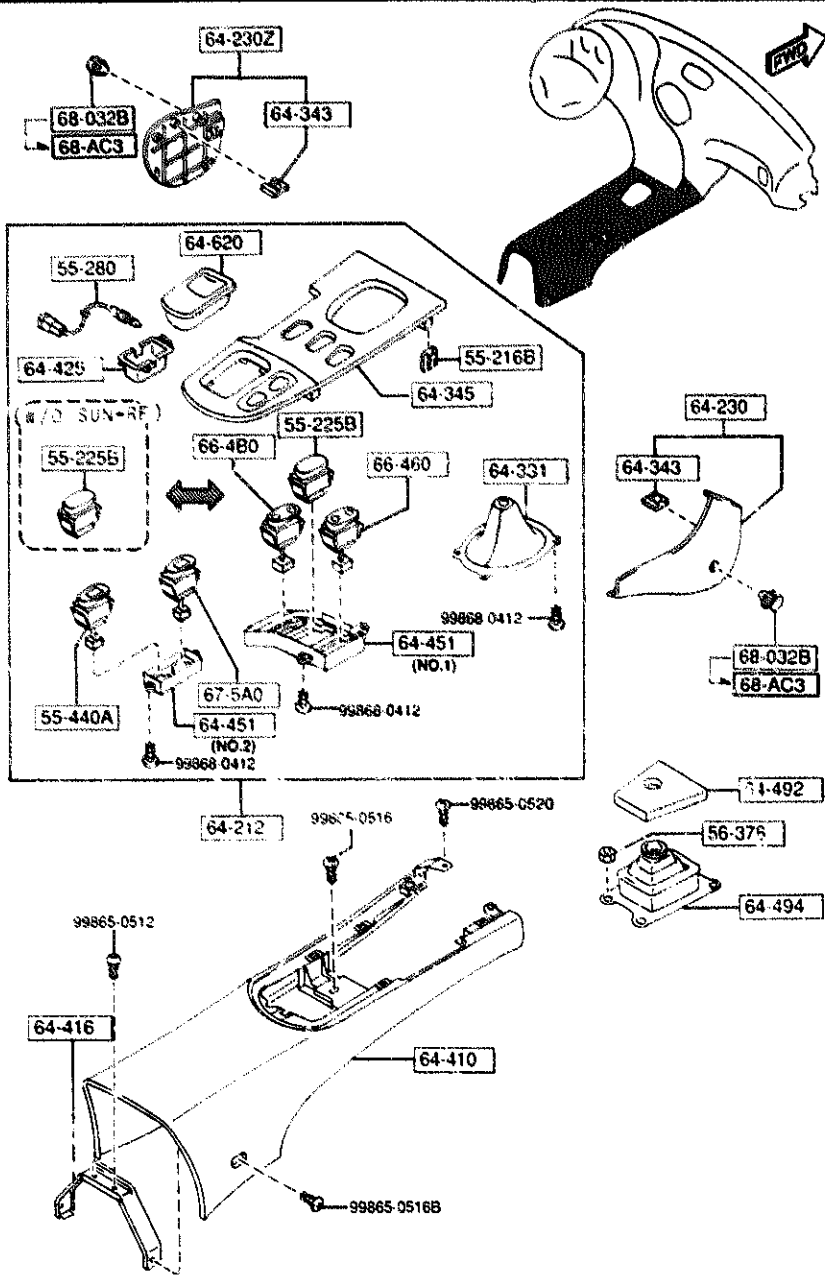


PART NO.	QTY	MODEL/RESTRICTION	MODEL/RESTRICTION	MODEL/RESTRICTION	FROM-TO
CONT'D					
FD02-64-471 A (FD02-64-471A)	1				2301-2303
00	INT-	FE2 FE3 FE4 BLACK			
FD01-64-471D	1 (MT)				2303-
00	INT-	FE2 FE3 FE4 BLACK			
FD02-64-471A	1 (AT)				2303-
00	INT-	FE2 FE3 FE4 BLACK			
64-410		CONSOLE, REAR			
FD01-64-429D	1				-2115
02	INT-	FE2 FE3 FE4 BLACK			
FD02-64-20E	1				2115-
02	INT-	FE2 FE3 FE4 BLACK			
64-416		BRACKET, CONSOLE-NO. 3			
FD01-64-416	1				
64-429		CASE, LAMP			
FD01-64-414A	1				
64-451		PANEL, SWITCH			
FD01-66-468	1 (ILLUST. NO.1)				
FD02-66-468	1 (ILLUST. NO.2)				
64-492		INSULATOR, BOOT			
FD01-64-490	1 (MT)				
64-494		PAD, CHANGE BOOT			
FB01-64-495	1 (MT)				
64-620		TRAY, ASH			
FD01-64-610A	1				
00	INT-	FE2 FE3 FE4 BLACK			
66-480		SWITCH, FOG-FRONT			
FD01-66-480A	1 (SUNROOF)				
66-460		SWITCH, RR. DEF.			
FD01-66-460A	1				

2115 FD3MM-200652
 2301 FD3MM-202878
 2303 FD3MM-202943

5570 CONSOLE

5570 -4 * CONSOLE

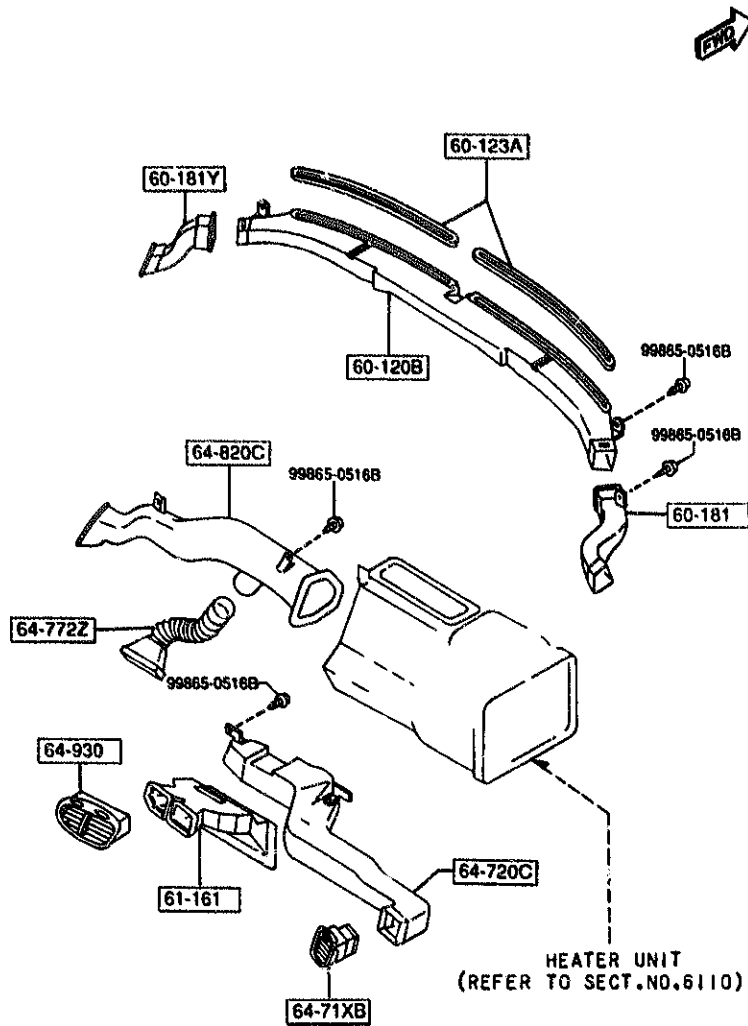


PART NO.	QTY	MODEL/RESTRICTION	MODEL/RESTRICTION	MODEL/RESTRICTION	FROM TO
67-5A0		DISPLAY, SECURITY-ALARM			
FD01-67-9A0B AN(FD01-67-5A0C)	1				-2201
FD01-67-5A0C	1				2201-
68-AC3		FASTENER			
8467-68-AC3	2				2101-
02	INT-	FE2 FE3 FE4 BLACK			
68-032B		FASTENER			
D003-68-032	2				-2101
2101 FD3***-200251 2201 FD3***-201428					

AUFA04

CAT. AUFA04-06

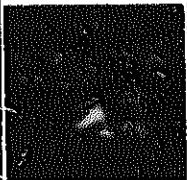





1994-09

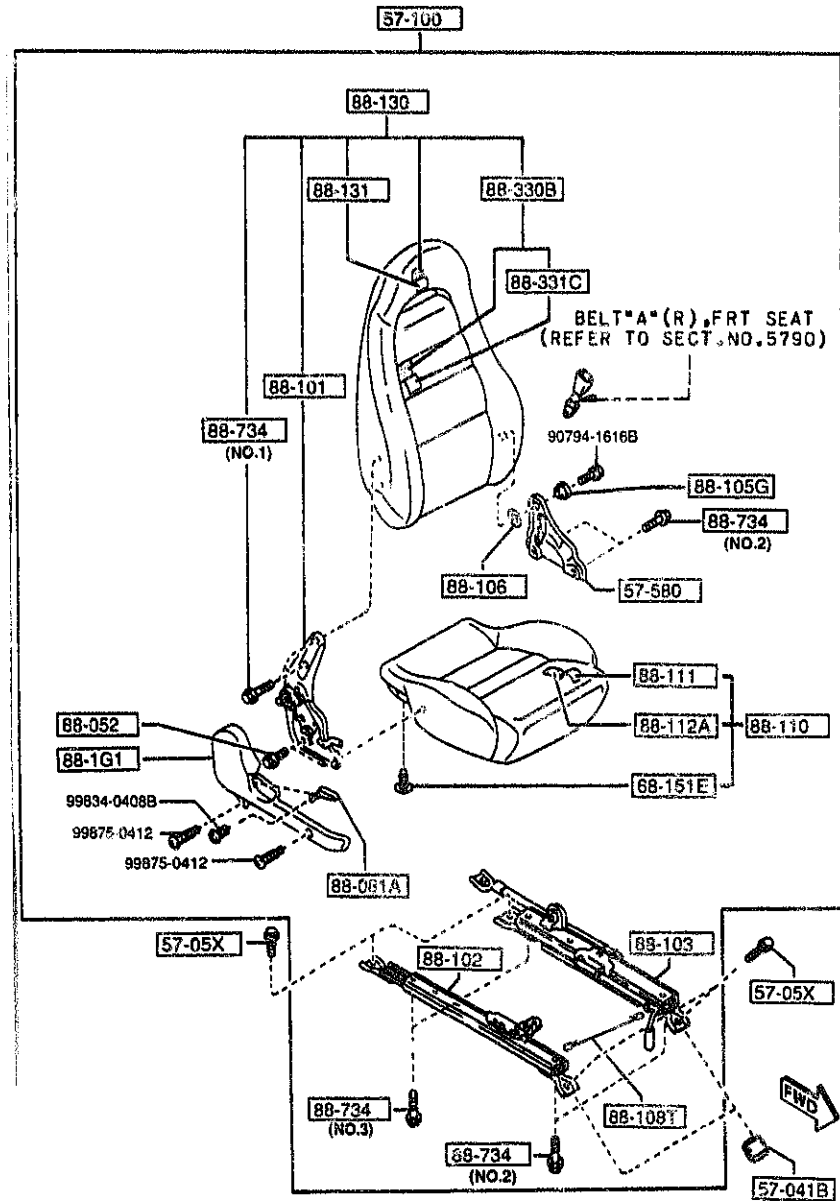


PART NO.	QTY	MODEL/RESTRICTION	MODEL/RESTRICTION	MODEL/RESTRICTION	FROM-TO
60-120B		NOZZLE,DEFROSTER			
FD01-60-120	1				
60-123A		TAPE,SOFT-DEF.NOZZLE			
FD01-60-123	2				
60-181		HOSE,SIDE-DEMISTER			
FD01-60-181	1				
60-181Y		DUCT(L),SIDE DEMIST.			
FD01-60-191	1				
61-161		DUCT,CENTER			
FD01-61-160B	1				
64-71XB		LOUVER(R),VENT.GRILLE			
FD01-64-81XA	1				
02	INT-	FE2 FE3 FE4 BLACK			
64-720C		DUCT(R),VENTILATOR			
FD01-64-74XA	1				
64-772Z		DUCT(L),LAP			
FD01-64-772B	1				
64-820C		DUCT(L),VENTILATOR			
FD01-64-84XA	1				
64-930		GRILLE(C),VENTILATOR			
FD01-64-930A	1				
02	INT-	FE2 FE3 FE4 BLACK			

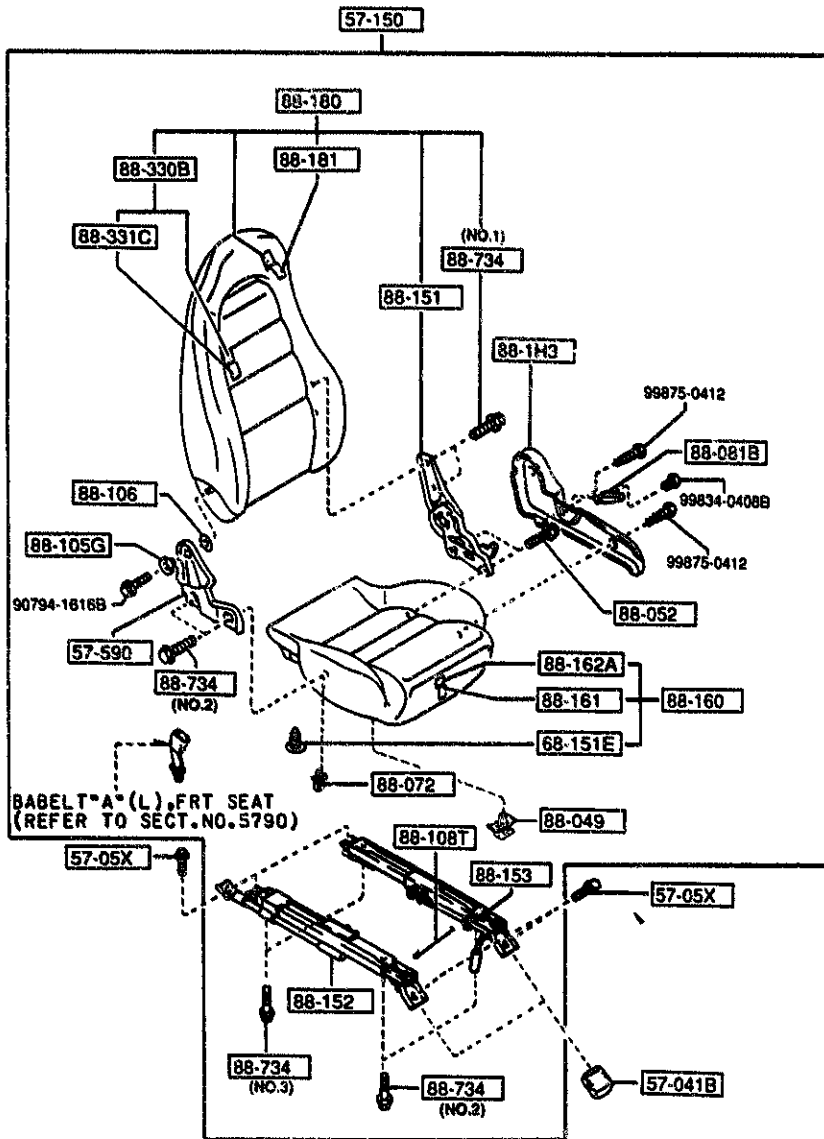
(THIS ILLUSTRATION CONSISTS OF 3 PAGES)

(THIS ILLUSTRATION CONSISTS OF 3 PAGES)

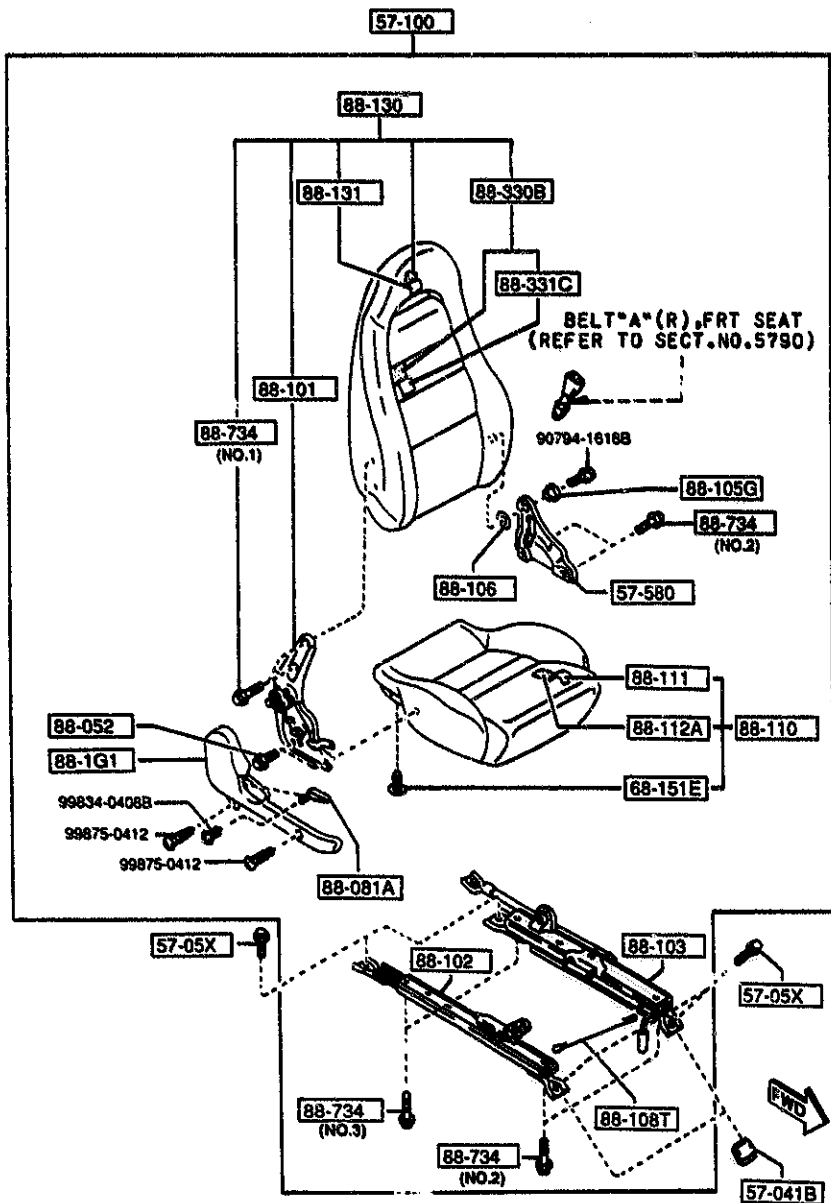
SPECIFICATIONS	GRADES	BASE	R I	TOURING.BASE-OPT
	TYPES	STA	STB	STC
SEAT TRIMS		CLOTH 'A'	CLOTH 'C'	LEATHER
				
				



(THIS ILLUSTRATION CONSISTS OF 3 PAGES)

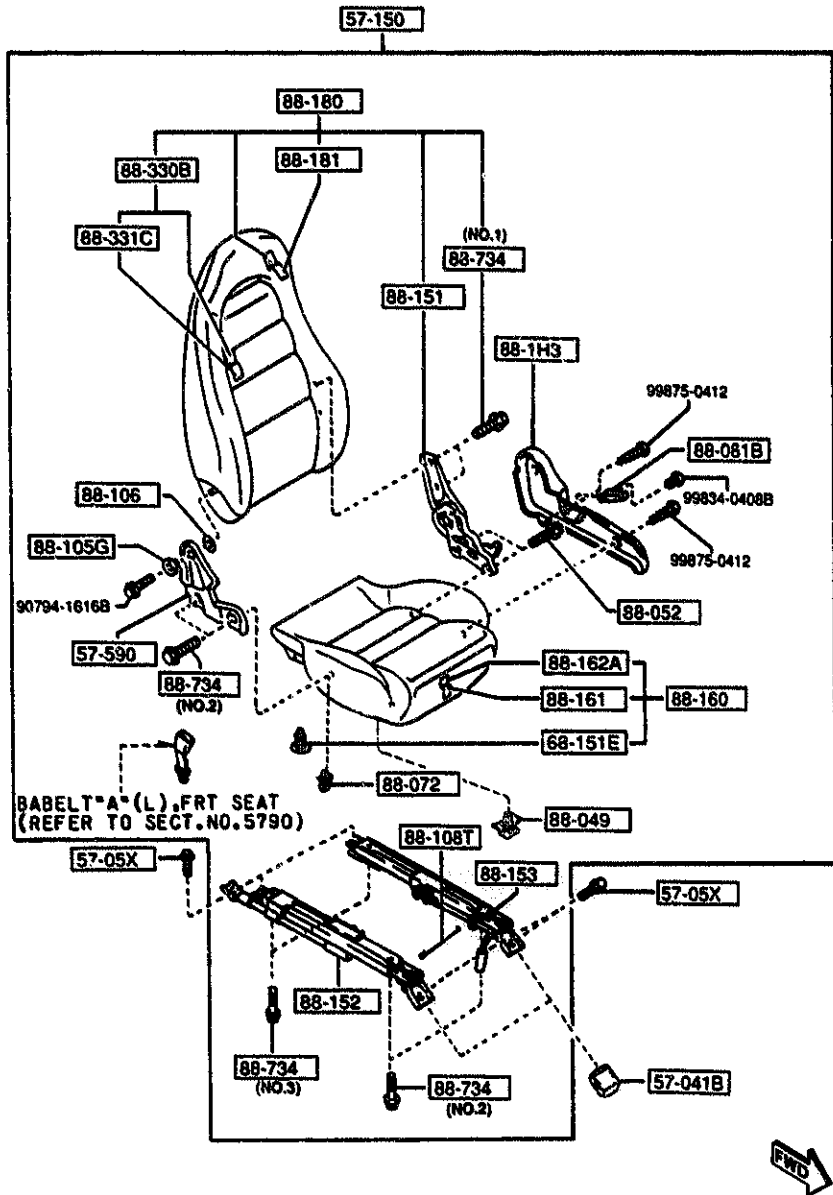


(THIS ILLUSTRATION CONSISTS OF 3 PAGES)



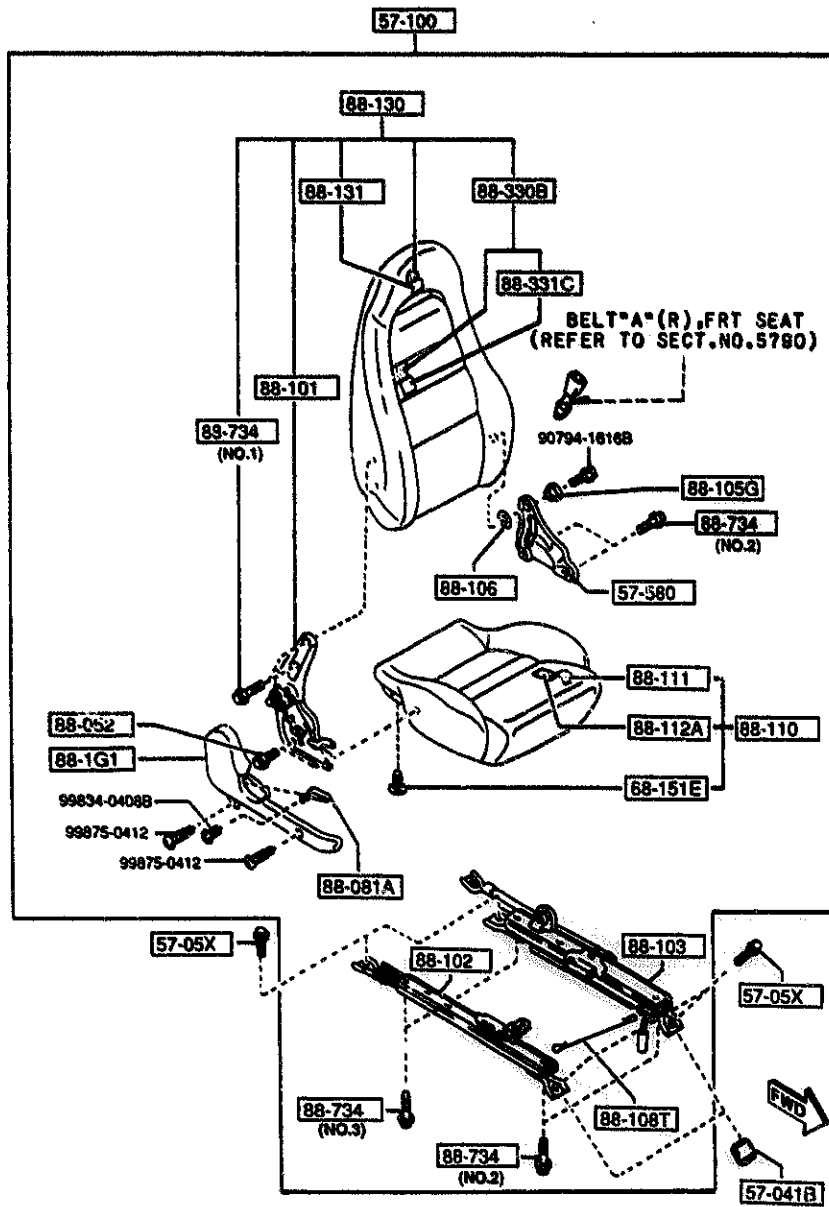
PART NO.	QTY	MODEL/RESTRICTION	MODEL/RESTRICTION	MODEL/RESTRICTION	FROM-TO
57-041B		COVER NO.1, ADJ-FRT			
J001-57-041	4				
02	INT-	FE2 FE4 BLACK			
33	INT-	FE3 TAN			
57-05X		BOLT, LINK			
B455-57-05X AN(B455-57-05XA)	8				-3401
B455-57-05XA	8				3401-
57-100		SEAT(R), FRONT			
FD01-57-100C	1	BASE, (STA TYPE)			
02	INT-	FE2 BLACK			
FD03-57-100C	1	R1, (STB TYPE) (STD TYPE)			
02	INT-	FE2 BLACK			
FD05-57-100C	1	BASE-OPT, TOURING, (STC TYPE)			
02	INT-	FE2 BLACK			
17	INT-	FE4 RED			
33	INT-	FE3 TAN			
57-150		SEAT(L), FRONT			
FD01-57-150C	1	BASE, (STA TYPE)			
02	INT-	FE2 BLACK			
FD03-57-150C	1	R1, (STB TYPE) (STD TYPE)			
02	INT-	FE2 BLACK			
FD05-57-150C	1	BASE-OPT, TOURING, (STC TYPE)			
02	INT-	FE2 BLACK			
17	INT-	FE4 RED			
33	INT-	FE3 TAN			
57-580		BRACKET(R), FRT SEAT			
FD01-88-124	1				
3401 FD3MM-210661					

(THIS ILLUSTRATION CONSISTS OF 3 PAGES)



PART NO.	QTY	MODEL/RESTRICTION	MODEL/RESTRICTION	MODEL/RESTRICTION	FROM TO
57-590		BRACKET(L), FRT SEAT			
FD01-88-174	1				
68-151E		CLIP			
B102-68-865	10				
00	INT-	FE2 FE3 FE4 BLACK			
88-049		CLIP			
F100-88-073	1				
88-052		BOLT			
FD01-88-062	4				
88-072		CLIP			
FD01-88-072	1				
88-081A		KNOB(R), KNUCKLE			
FD01-88-105	1				
02	INT-	FE2 BLACK			
17	INT-	FE4 RED			
33	INT-	FE3 TAN			
88-081B		KNOB(L), KNUCKLE			
FD01-88-1H5	1				
02	INT-	FE2 BLACK			
17	INT-	FE4 RED			
33	INT-	FE3 TAN			
88-101		COVER NO.1, SIDE-F. SEAT			
FD01-88-101	1				
02	INT-	FE2 BLACK			
17	INT-	FE4 RED			
33	INT-	FE3 TAN			
88-1H3		COVER NO.4, SIDE-F. SEAT			
FD01-88-1H3	1				
02	INT-	FE2 BLACK			
17	INT-	FE4 RED			

(THIS ILLUSTRATION CONSISTS OF 3 PAGES)



AUFA04

(CONT'D)

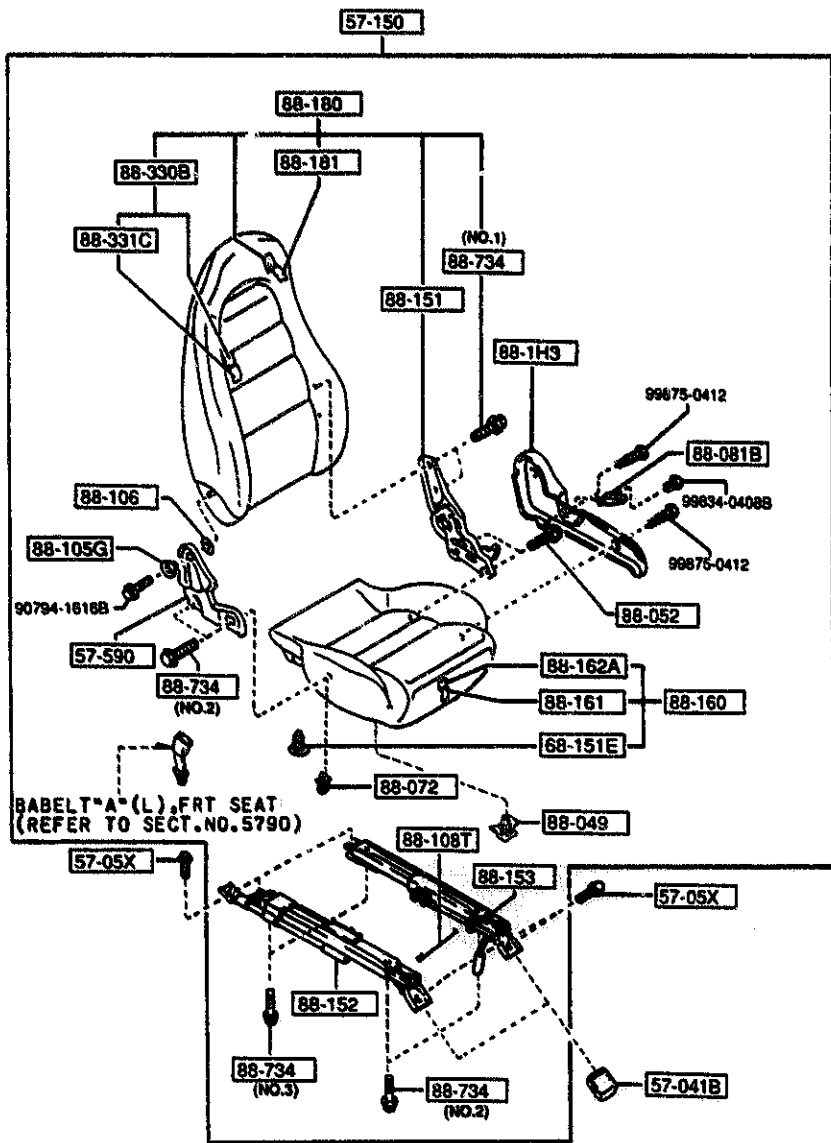
PART NO.	QTY	MODEL/RESTRICTION	MODEL/RESTRICTION	MODEL/RESTRICTION	FROM-TO
CONT'D 33	INT-	FES TAN			
88-101		KNUCKLE(R), RECLINING			
FD01-88-101	1				
88-102		ADJUSTER, NO. 1			
FD01-88-102	1				
88-103		ADJUSTER, NO. 2			
FD01-88-103	1				
88-105G		BUSH, HINGE			
FD01-88-005	2				
88-106		WASHER			
FD01-88-006	2				
88-108T		WIRE, RELEASE			
H115-88-108	2				
FD01-88-106	2				
88-110		CUSHION(R), FRT SEAT			
FD01-88-110	1	BASE, (STA TYPE)			
02	INT-	FE2 BLACK			
FD03-88-110	1	R1, (STB TYPE) (STD TYPE)			
02	INT-	FE2 BLACK			
FD05-88-110	1	BASE-OPT, TOURING, (STC TYPE)			
02	INT-	FE2 BLACK			
17	INT-	FE4 RED			
33	INT-	FE3 TAN			
88-111		TRIM(R), SEAT CUSHION			
FD01-88-111	1	BASE, (STA TYPE)			
02	INT-	FE2 BLACK			
FD03-88-111	1	R1, (STB TYPE) (STD TYPE)			
2701 FD3MM-208628					

-2701
2701-

CAT. AUFA04-06

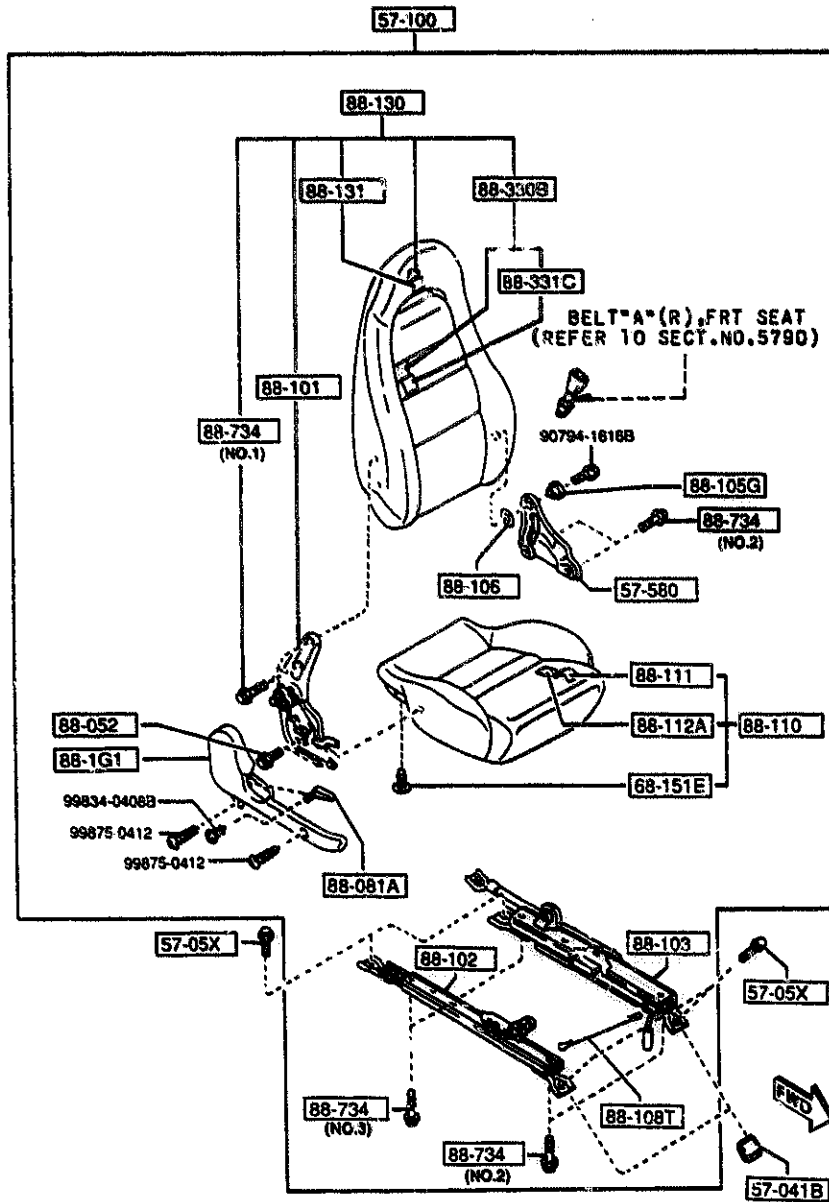
1994-09

(THIS ILLUSTRATION CONSISTS OF 3 PAGES)



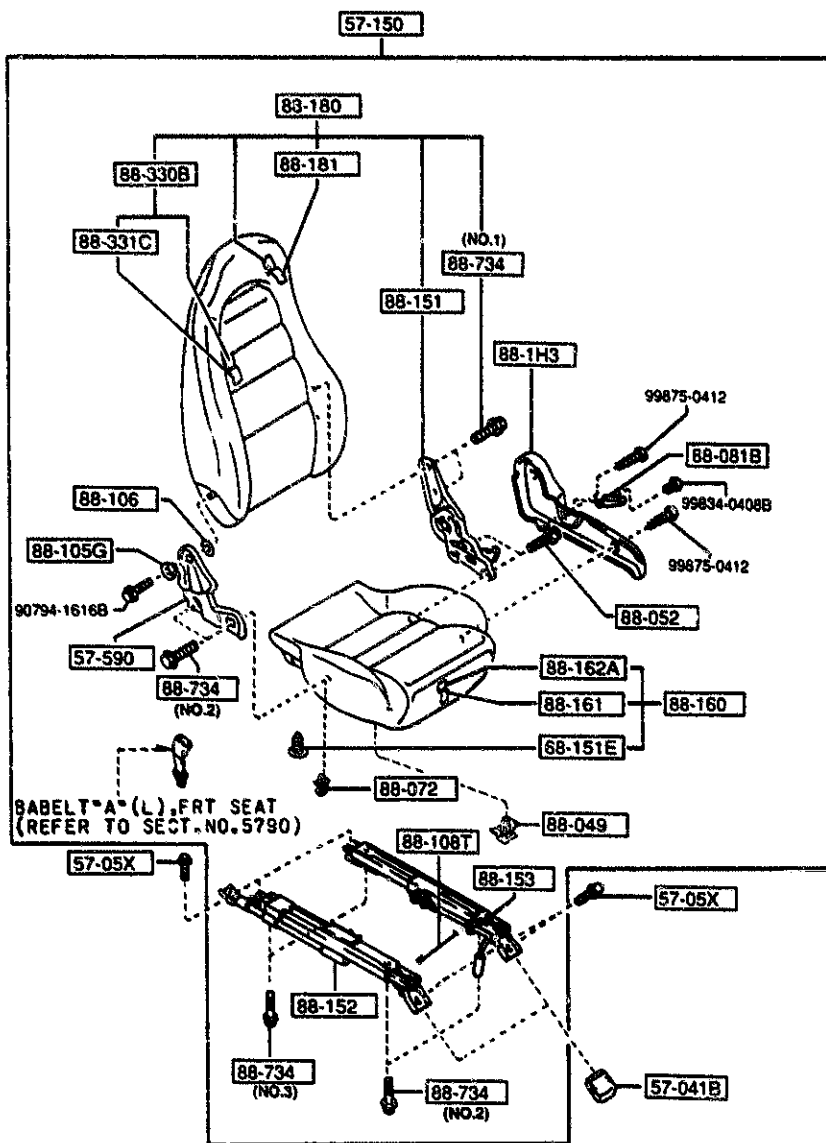
PART NO.	QTY	MODEL/RESTRICTION	MODEL/RESTRICTION	MODEL/RESTRICTION	FROM-TO
CONT'D					
02	INT-	FE2 BLACK			
FD05-88-111	1	BASE-OPT, TOURING, (STC TYPE)			
02	INT-	FE2 BLACK			
17	INT-	FE4 RED			
33	INT-	FE3 TAN			
		88-112A	PAD(R), CUSHION-FRT		
FD01-88-112	1				
		88-130	BACK(R), FRONT SEAT		
FD01-88-130	1	BASE, (STA TYPE)			
02	INT-	FE2 BLACK			
FD03-88-130	1	R1, (STB TYPE) (STD TYPE)			
02	INT-	FE2 BLACK			
FD05-88-130	1	BASE-OPT, TOURING, (STC TYPE)			
02	INT-	FE2 BLACK			
17	INT-	FE4 RED			
33	INT-	FE3 TAN			
		88-131	TRIM(R), SEAT BACK		
FD01-88-131	1	BASE, (STA TYPE)			
02	INT-	FE2 BLACK			
FD03-88-131	1	R1, (STB TYPE) (STD TYPE)			
02	INT-	FE2 BLACK			
FD05-88-131	1	BASE-OPT, TOURING, (STC TYPE)			
02	INT-	FE2 BLACK			
17	INT-	FE4 RED			
33	INT-	FE3 TAN			
		88-151	KNUCKLE(L), RECLINING		
FD01-88-155	1				

(THIS ILLUSTRATION CONSISTS OF 3 PAGES)



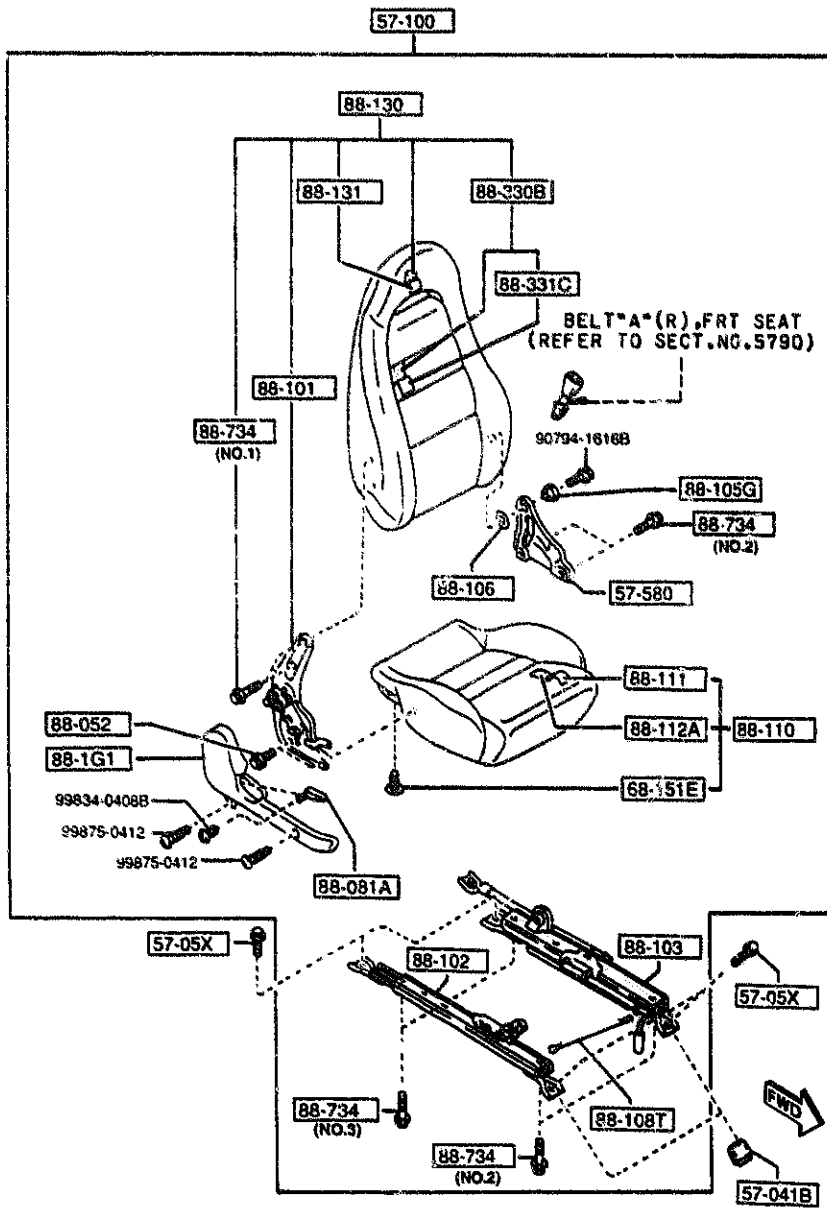
PART NO.	QTY	MODEL/RESTRICTION	MODEL/RESTRICTION	MODEL/RESTRICTION	FROM-TO
88-152		ADJUSTER NO.3			
FD01-88-152	1				
88-153		ADJUSTER NO.4			
FD01-88-153	1				
88-160		CUSHION(L), FRT SEAT			
FD01-88-160	1	BASE, (STA TYPE)			
02	INT-	FE2 BLACK			
FD03-88-160	1	R1, (STB TYPE) (STD TYPE)			
02	INT-	FE2 BLACK			
FD05-88-160	1	BASE-OPT, TOURING, (STC TYPE)			
02	INT-	FE2 BLACK			
17	INT-	FE4 RED			
33	INT-	FE3 TAN			
88-161		TRIM(L), SEAT CUSHION			
FD01-88-161	1	BASE, (STA TYPE)			
02	INT-	FE2 BLACK			
FD03-88-161	1	R1, (STB TYPE) (STD TYPE)			
02	INT-	FE2 BLACK			
FD05-88-161	1	BASE-OPT, TOURING, (STC TYPE)			
02	INT-	FE2 BLACK			
17	INT-	FE4 RED			
33	INT-	FE3 TAN			
88-162A		PAD(L), CUSHION-FRT			
FD01-88-162	1				
88-180		BACK(L), FRONT SEAT			
FD01-88-180	1	BASE, (STA TYPE)			
02	INT-	FE2 BLACK			

(THIS ILLUSTRATION CONSISTS OF 3 PAGES)

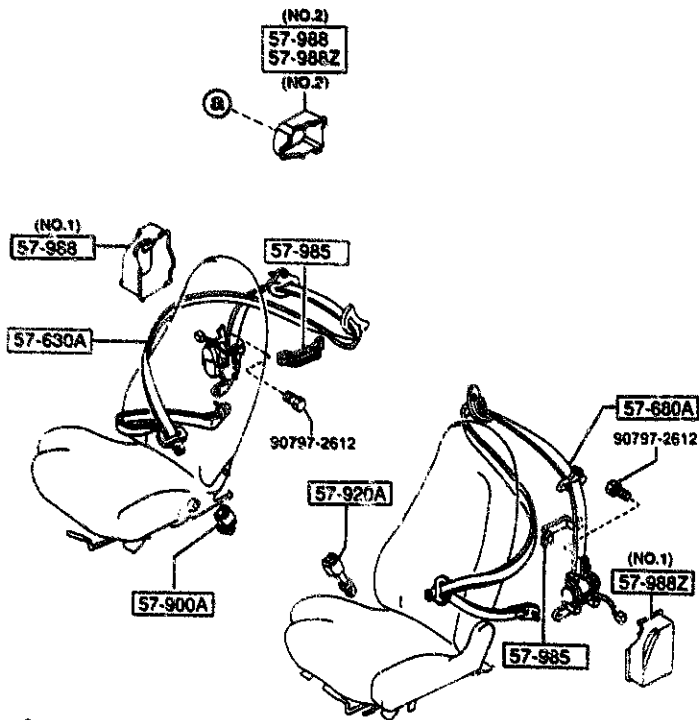
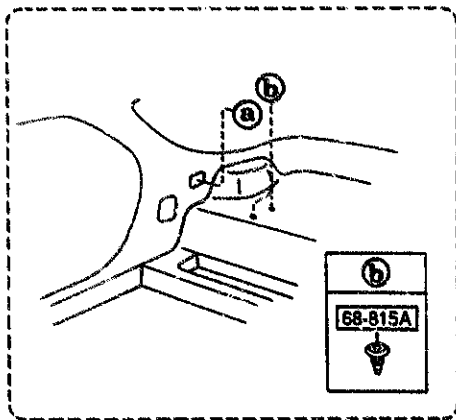


PART NO.	QTY	MODEL/RESTRICTION	MODEL/RESTRICTION	MODEL/RESTRICTION	FROM-10
CONT'D					
FD03-88-180	1	R1, (STB TYPE) (STD TYPE)			
02	INT-	FE2 BLACK			
FD05-88-180	1	BASE-OPT, TOURING, (STC TYPE)			
02	INT-	FE2 BLACK			
17	INT-	FE4 RED			
33	INT-	FE3 TAN			
88-181		TRIM(L), SEAT BACK			
FD01-88-181	1	BASE, (STA TYPE)			
02	INT-	FE2 BLACK			
FD03-88-181	1	R1, (STB TYPE) (STD TYPE)			
02	INT-	FE2 BLACK			
FD05-88-181	1	BASE-OPT, TOURING, (STC TYPE)			
02	INT-	FE2 BLACK			
17	INT-	FE4 RED			
33	INT-	FE3 TAN			
88-330B		BACK(C), FRT SEAT			
FD01-88-600	2	BASE, (STA TYPE)			
02	INT-	FE2 BLACK			
FD03-88-600	2	R1, (STB TYPE) (STD TYPE)			
02	INT-	FE2 BLACK			
FD05-88-600	2	BASE-OPT, TOURING, (STC TYPE)			
02	INT-	FE2 BLACK			
17	INT-	FE4 RED			
33	INT-	FE3 TAN			
88-331C		TRIM(C), FRT BACK			
FD01-88-602	2	BASE, (STA TYPE)			
02	INT-	FE2 BLACK			

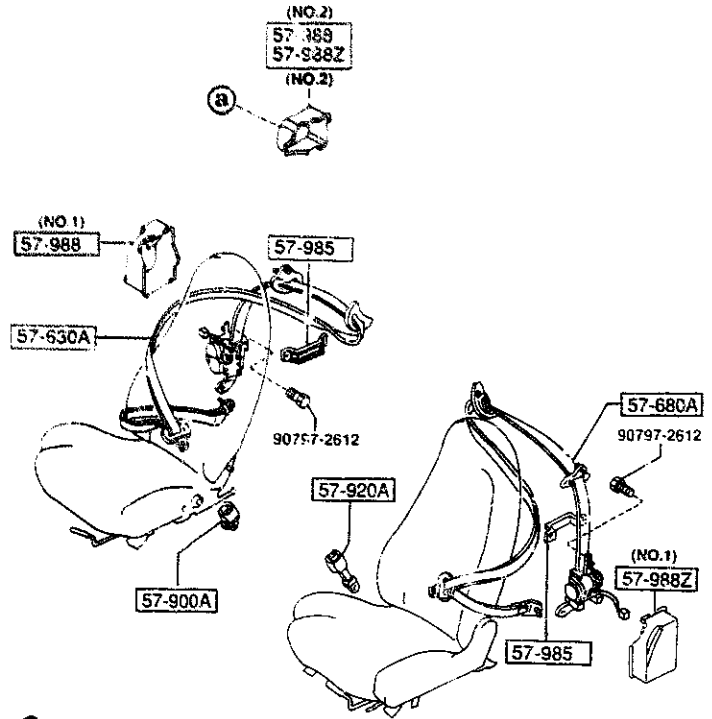
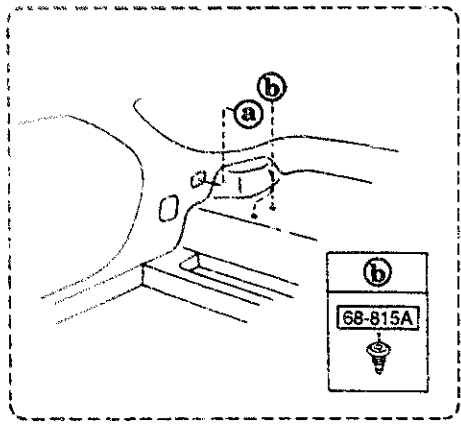
(THIS ILLUSTRATION CONSISTS OF 3 PAGES)



PART NO.	QTY	MODEL/RESTRICTION	MODEL/RESTRICTION	MODEL/RESTRICTION	FRONT TO
CONT'D FD03-88-602	2	R1, (STB TYPE) (STD TYPE)			
02	INT-	FE2 BLACK			
FD05-88-6D2	2	BASE-OPT. TOURING, (STC TYPE)			
02	INT-	FE2 BLACK			
17	INT-	FE4 RED			
33	INT-	FE3 TAN			
88-734		BOLT			
B456-88-815	4	(ILLUST. NO.1)			
B260-88-818	8	(ILLUST. NO.2)			
EA01-88-818	4	(ILLUST. NO.3)			



PART NO.	QTY	MODEL/RESTRICTION	MODEL/RESTRICTION	MODEL/RESTRICTION	FROM TO
57-630A		BELT 'B' (R), FRT SEAT			
FD01-57-630C	1				
00	INT-	FE2 BLACK			
17	INT-	FE4 RED			
33	INT-	FE3 TAN			
57-680A		BELT 'B' (L), FRT SEAT			
FD01-57-690D	1				-2A01
00	INT-	FE2 BLACK			
17	INT-	FE4 RED			
33	INT-	FE3 TAN			
FD01-57-690E	1				2A01-2C01
00	INT-	FE2 BLACK			
17	INT-	FE4 RED			
33	INT-	FE3 TAN			
FD01-57-690F	1				2C01-
00	INT-	FE2 BLACK			
17	INT-	FE4 RED			
33	INT-	FE3 TAN			
57-900A		BELT 'A' (R), FRT SEAT			
FD01-57-620A	1				
02	INT-	FE2 BLACK			
17	INT-	FE4 RED			
33	INT-	FE3 TAN			
57-920A		BELT 'A' (L), FRT SEAT			
FD01-57-680B	1				-2301
02	INT-	FE2 BLACK			
17	INT-	FE4 RED			
33	INT-	FE3 TAN			
FD01-57-680C	1				2301-
02	INT-	FE2 BLACK			
17	INT-	FE4 RED			
33	INT-	FE3 TAN			
2301 FD3***-202578 2A01 FD3***-210508 2C01 FD3***-210514					



PART NO.	QTY	MODEL/RESTRICTION	MODEL/RESTRICTION	MODEL RESTRICTION
57-985		PLATE SET, SEAT BELT		
FD01-57-985A	2			
57-988		COVER(R), RETRACTOR		
FD01-57-988	1	(ILLUST. NO.1)		
F100-57-988	1	(ILLUST. NO.2)		
57-988Z		COVER(L), RETRACTOR		
FD01-57-989	1	(ILLUST. NO.1)		
F100-57-989	1	(ILLUST. NO.2)		
68-815A		TACKER		
1011-68-815	4			

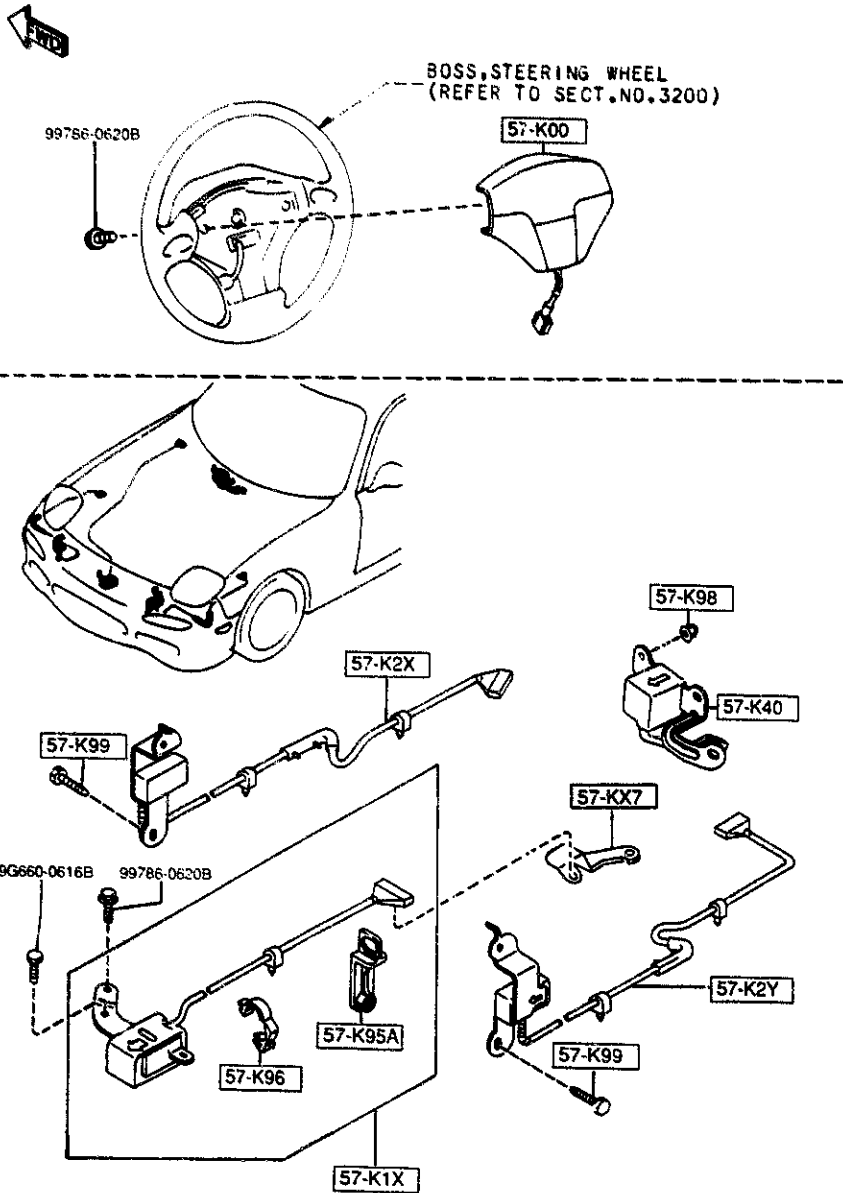


AUFA04

CAT. AUFA04-06

5795 AIR BAG

5795 -1 M AIR BAG



PART NO.	QTY	MODEL/RESTRICTION	MODEL/RESTRICTION	MODEL/RESTRICTION	FROM-TO
57-KX7		BRACKET, AIR BAG			
FD01-57-KX7	1				
57-K00		MODULE, AIR BAG			
FD01-57-K00C	1				-2101
FD01-57-K00D	1				2101-3201
FD15-57-K00	1				3201-
57-K1X		SENSOR, AIR BAG			
FD01-57-K1XB	1				-2701
FD01-57-K1XD	1				2701-
57-K2X		SENSOR(R), AIR BAG			
FD01-57-K2XB A (FD01-57-K2XC)	1				-2701
FD01-57-K2XC	1				2701-
57-K2Y		SENSOR(L), AIR BAG			
FD01-57-K2YB A (FD01-57-K2YC)	1				-2701
FD01-57-K2YC	1				2701-
57-K40		SENSOR, AIR BAG-INNER			
FD01-57-K40A	1				
57-K95A		CLIP, AIR BAG			
FD01-57-K95	1				
57-K96		CLIP			
FD01-57-K96	1				
57-K98		NUT			
FC66-57-K98	2				
57-K99		SCREW, TAPPING			
FC66-57-K99	4				
2101 FD3***-200251 2701 FD3***-208628 3201 FD3***-210578					

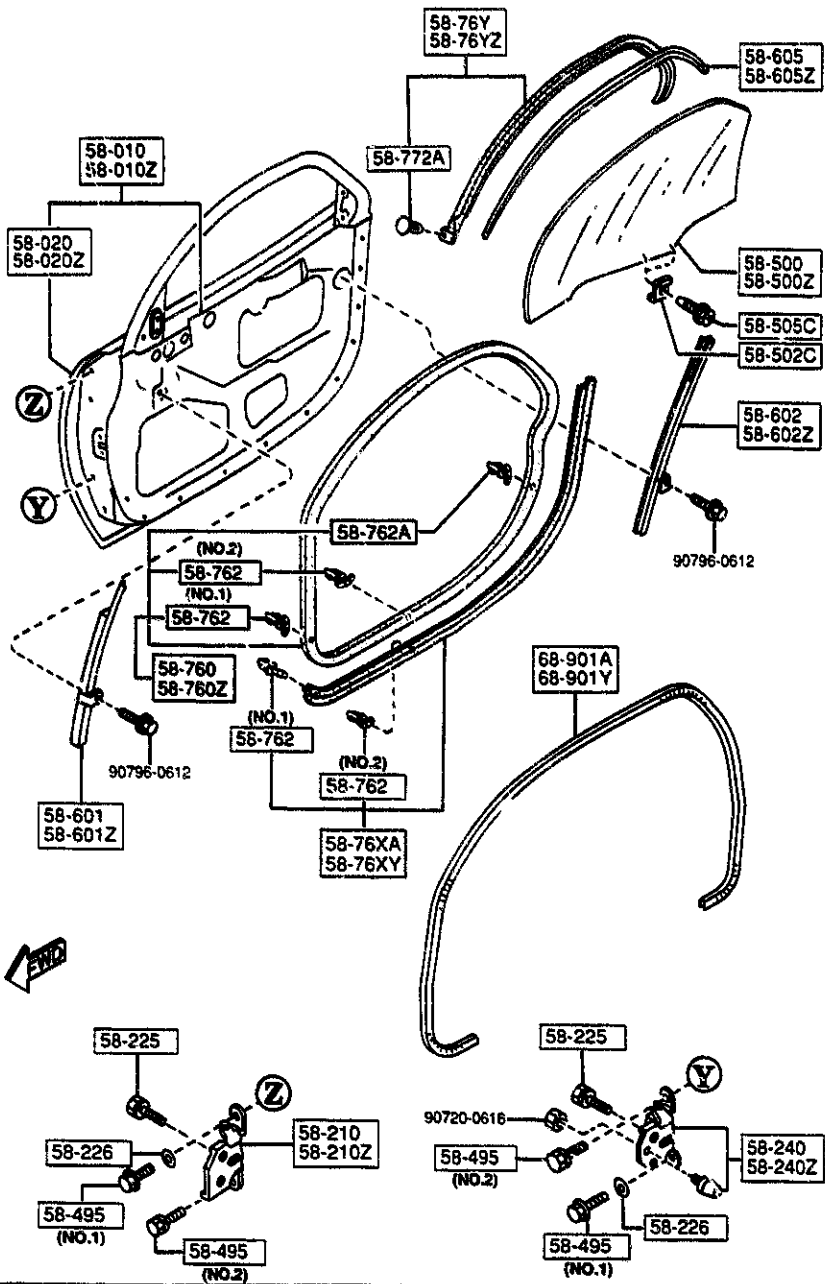
AUFA04

CAT. AUFA04-06

1994-09

5800 FRONT DOORS

5800 -1 FRONT DOORS

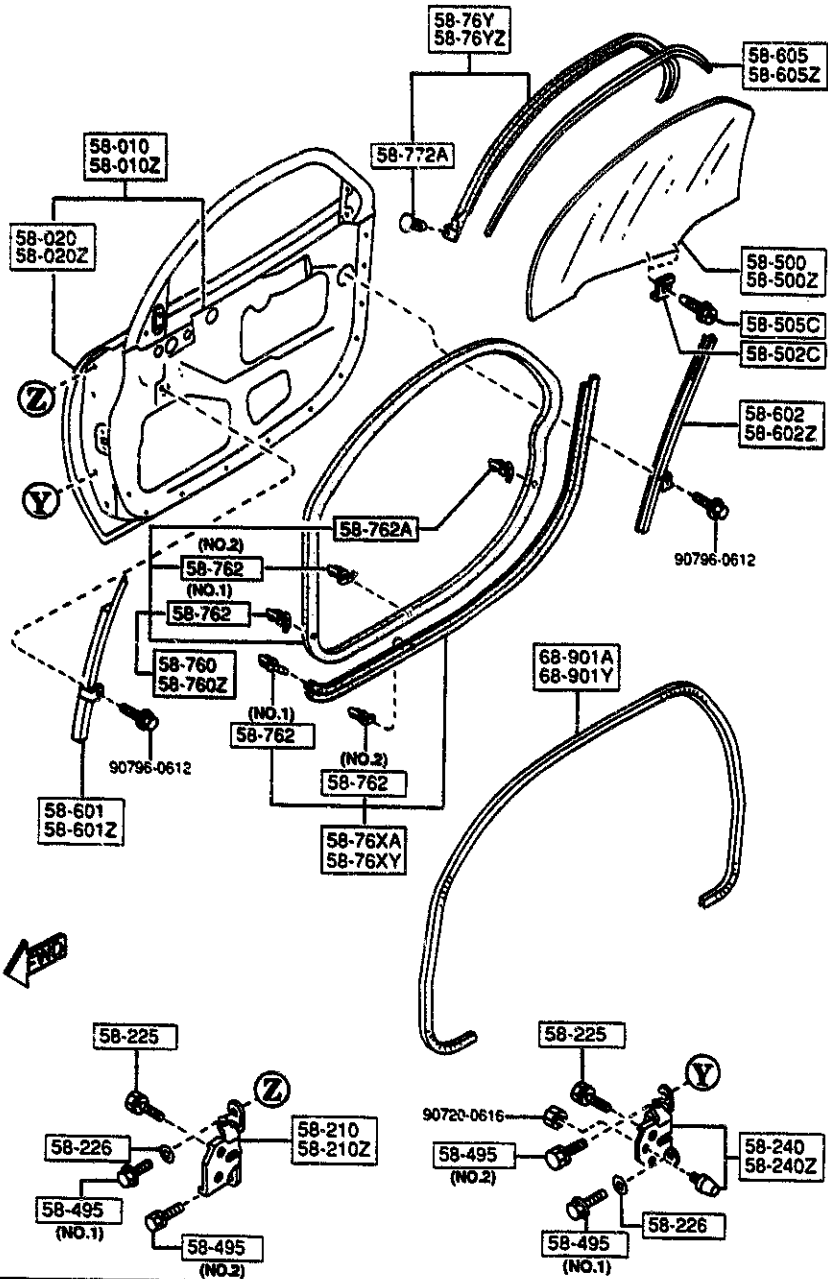


PART NO.	QTY	MODEL/RESTRICTION	MODEL/RESTRICTION	MODEL/RESTRICTION	FROM-TO
58-010		BODY(R),FRONT DOOR			
FD01-58-020G	1				
58-010Z		BODY(L),FRONT DOOR			
FD01-59-020G	1				
58-020		PANEL(R),OUT.-FRT DOOR			
FD01-58-030B	1				
58-020Z		PANEL(L),OUT.-FRT DOOR			
FD01-59-030B	1				
58-210		HINGE(R),DOOR-UPPER			
FD01-58-210A	1				
58-210Z		HINGE(L),DOOR-UPPER			
FD01-59-210A	1				
58-225		BOLT,SETTING-HINGE LOWER			
B455-58-225	8				
58-226		WASHER,SETTING			
GJ21-58-226	4				
58-240		HINGE(R),DOOR-LOWER			
FD01-58-240B	1				
58-240Z		HINGE(L),DOOR-LOWER			
FD01-59-240B	1				
58-495		BOLT,SET			
BA54-58-225	4	(ILLUST. NO.1)			
S085-58-225	4	(ILLUST. NO.2)			
58-500		GLASS(R),DOOR-FRT			
FD01-58-511	1				
58-500Z		GLASS(L),DOOR-FRT			
FD01-59-511	1				

AUFA04

CAT. AUFA04-06

1994-09



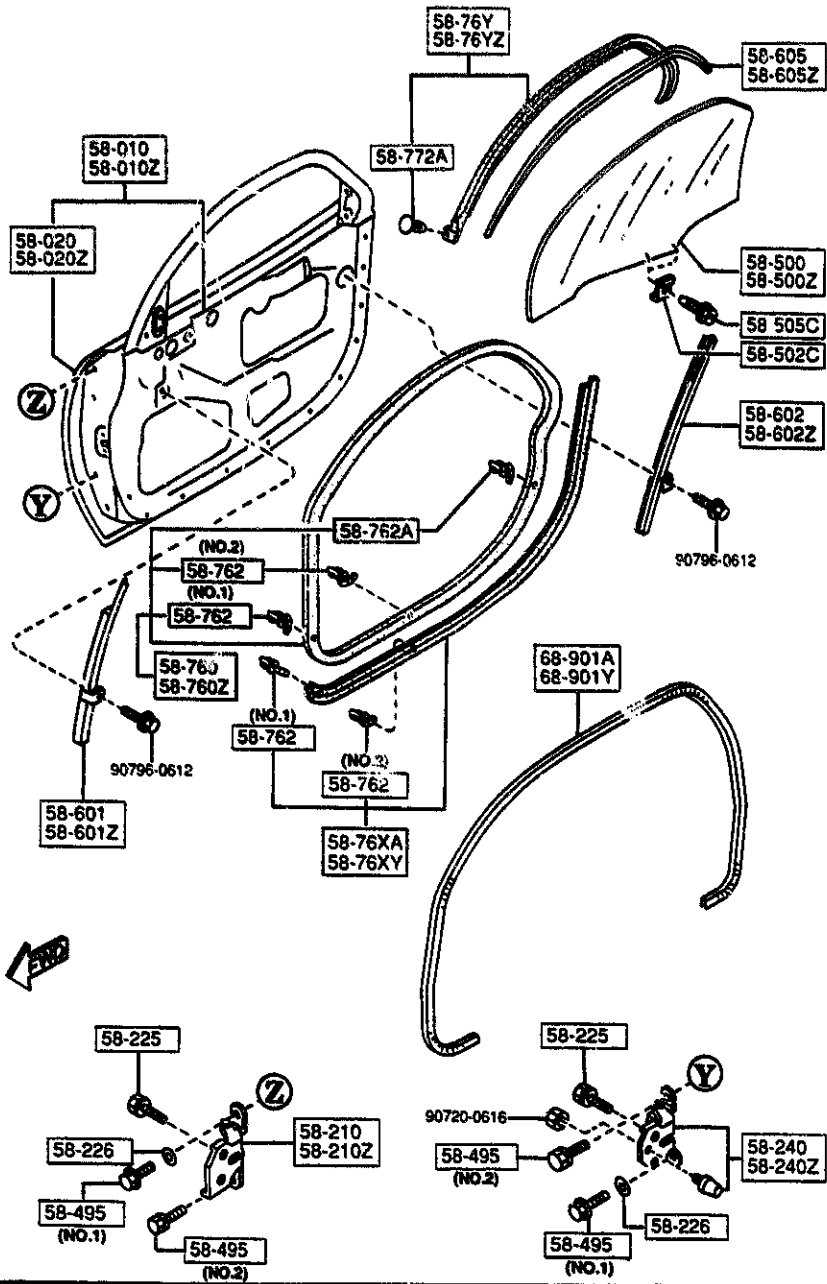
PART NO.	QTY	MODEL/RESTRICTION	MODEL/RESTRICTION	MODEL/RESTRICTION	FROM-TO
58-502C		GROMMET, SCREW			
S084-58-502	4				
58-505C		SCREW, WINDOW REGULATOR			
B092-58-505	4				
58-601		GUIDE 'A' (R), GLASS			
FD01-58-601 AN(FD01-58-601A)	1				-1C27
FD01-58-601A AN(FD01-58-601B)	1				1C27-2424
FD01-58-601B	1				2424-
58-601Z		GUIDE 'A' (L), GLASS			
FD01-58-601 AN(FD01-58-601A)	1				-1C27
FD01-58-601A AN(FD01-58-601B)	1				1C27-2424
FD01-58-601B	1				2424-
58-602		GUIDE 'B' (R), GLASS			
FD01-58-602 A (FD01-58-602A)	1				-1C27
FD01-58-602A	1				1C27-
58-602Z		GUIDE 'B' (L), GLASS			
FD01-58-602 A (FD01-58-602A)	1				-1C27
FD01-58-602A	1				1C27-
58-605		CHANNEL (R), GLASS			
FD01-58-605 AN(FD01-58-605D)	1				-2701
FD01-58-605D AN(FD01-58-605E)	1				2701-3118
FD01-58-605E	1				3118-
58-605Z		CHANNEL (L), GLASS			
FD01-58-605 AN(FD01-58-605D)	1				-2701
FD01-58-605D AN(FD01-58-605E)	1				2701-3118
FD01-58-605E	1				3118-
1C27 FD3***-200205 2424 FD3***-205505 2701 FD3***-208628 3118 FD3***-210571					

AUFA04

CAT. AUFA04-06

1994-09

5800 FRONT DOORS



PART NO.	QTY	MODEL/RESTRICTION	MODEL/RESTRICTION	MODEL/RESTRICTION	FROM-TO
58-76XA	1	WEATHERSTRIP(R), DOOR-LOW.			
*FD01-58-76XA	1				
58-76XY	1	WEATHERSTRIP(L), DOOR-LOW.			
FD01-59-76XA	1				
58-76Y	1	WTHSTP(R), GLASS-F. D DOOR			-2903
FD01-58-76YB A (FD01-58-76YC)	1				2903-
FD01-58-76YC	1				
58-76YZ	1	WTHSTP(L), GLASS-F. DOOR			-2903
FD01-59-76YB A (FD01-59-76YC)	1				2903-
FD01-59-76YC	1				
58-76U	1	WEATHERSTRIP(R), DOOR			-2917
FD01-58-760B A (FD01-58-760D)	1				2917-
FD01-58-760D	1				
58-760Z	1	WEATHERSTRIP(L), DOOR			-2917
FD01-59-760B A (FD01-59-760D)	1				2917-
FD01-59-760D	1				
58-762	14	FASTENER			
GA2A-58-762	14	(ILLUST. NO.1)			
G031-58-762	40	(ILLUST. NO.2)			
58-762A	4	FASTENER			
FD01-58-762	4				
58-772A	2	FASTENER			
1011-58-772	2				
68-901A	1	WELT(R), SEAMING			
FD01-68-911A	1				
02	INT-	FE2 FE3 FE4 BLACK			
68-901Y	1	WELT(L), SEAMING			
2903 FDSMXX-210500					
2917 FDSMXX-210503					

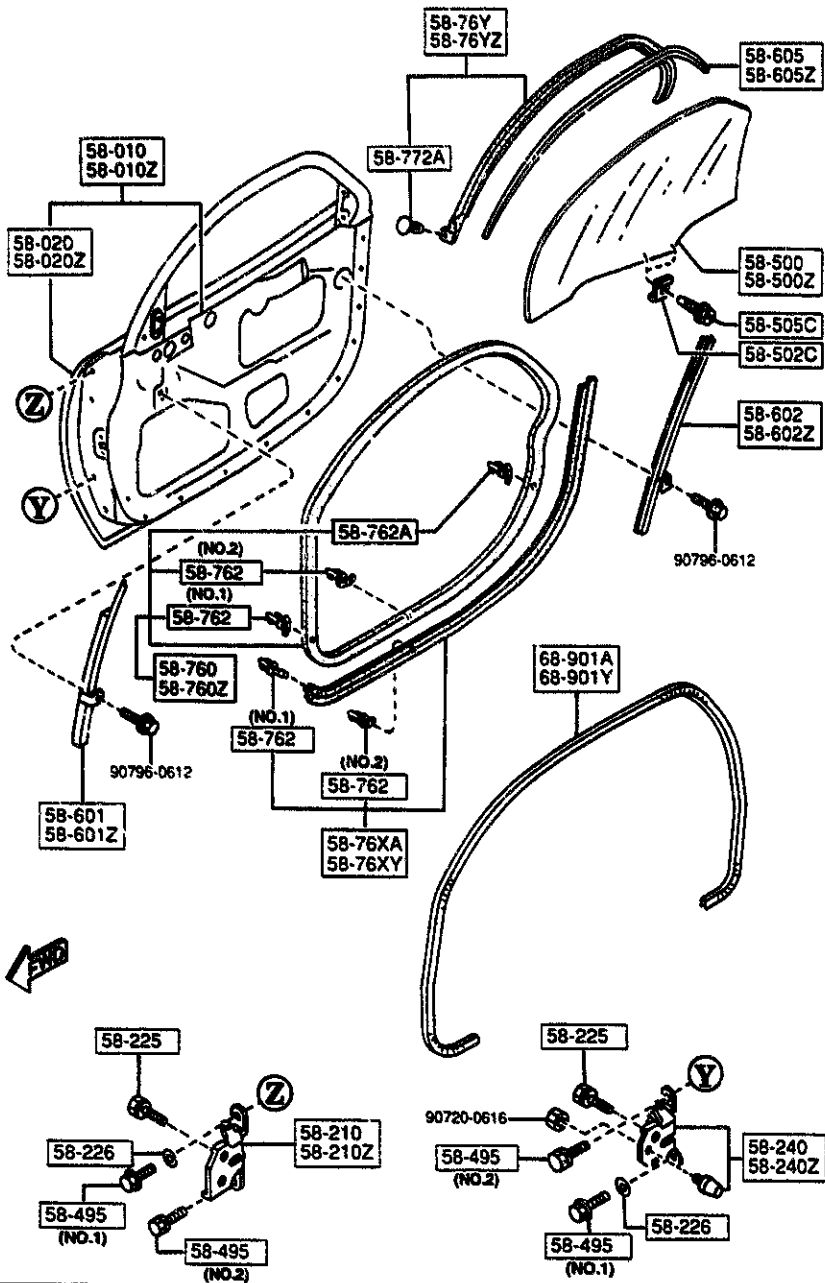
AUFA04

CAT. AUFA04-06

1994-09

5800 FRONT DOORS

5800 -4 N FRONT DOORS



PART NO.	QTY	MODEL/RESTRICTION	MODEL/RESTRICTION	MODEL/RESTRICTION	FROM-TO
CONT'D FD01-68-912A	1				
02	INT-	FE2 FE3 FE4 BLACK			

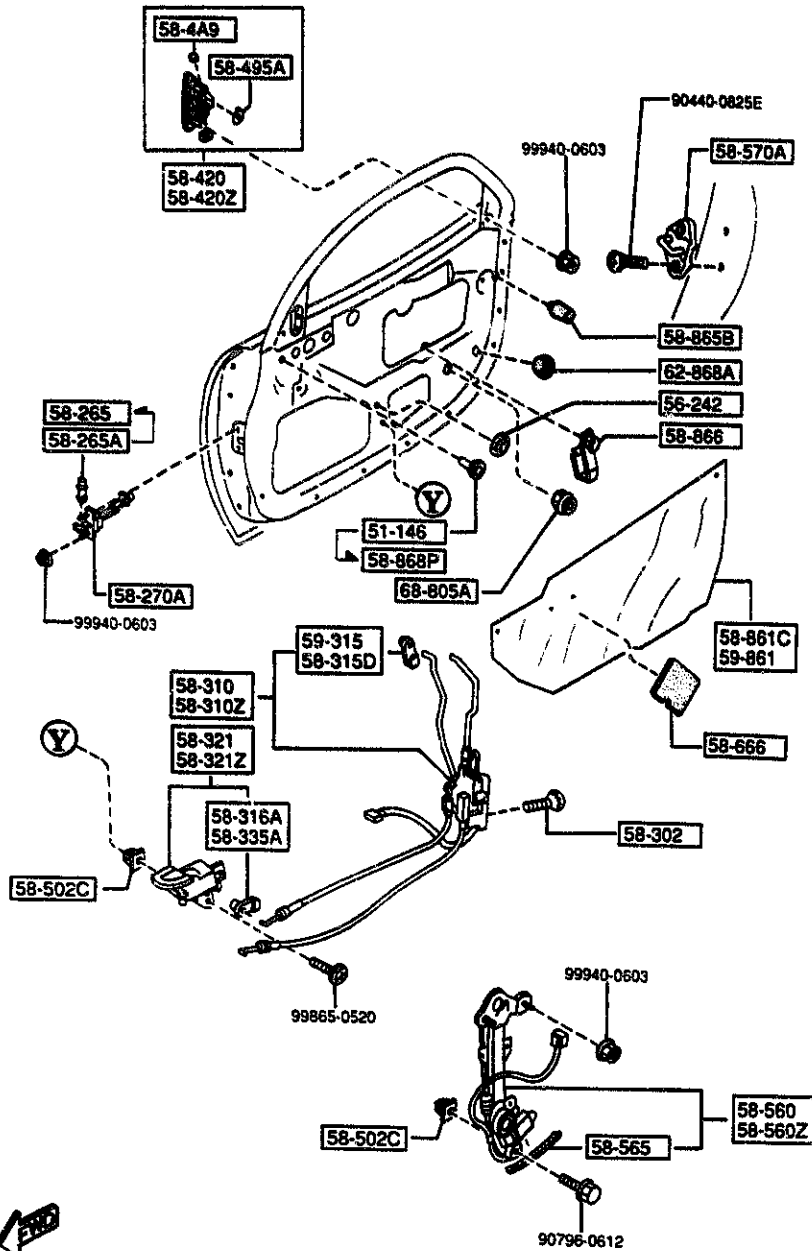
AUFA04

CAT. AUFA04-06

1994-09

5830 FRONT DOOR MECHANISMS

5830 -3 * FRONT DOOR MECHANISMS



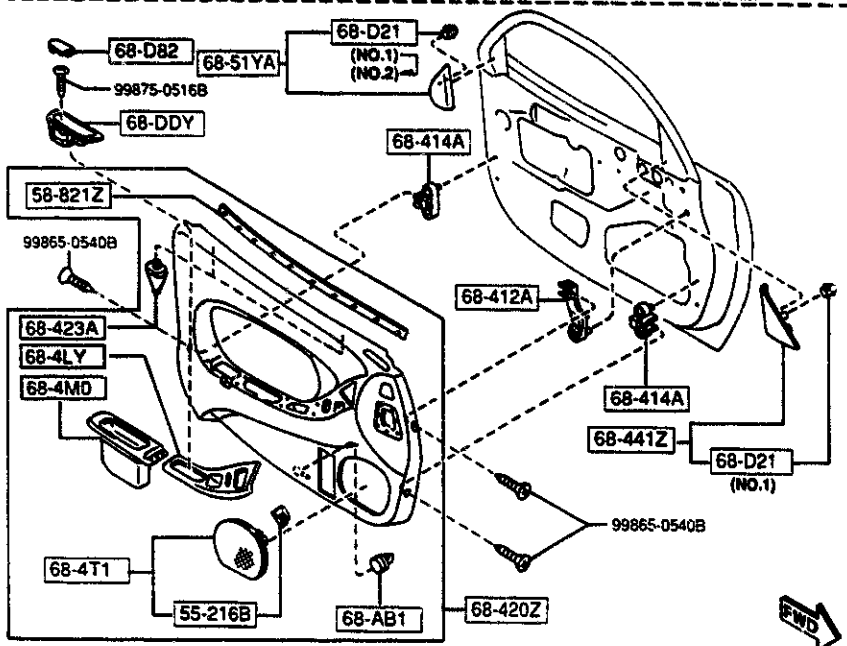
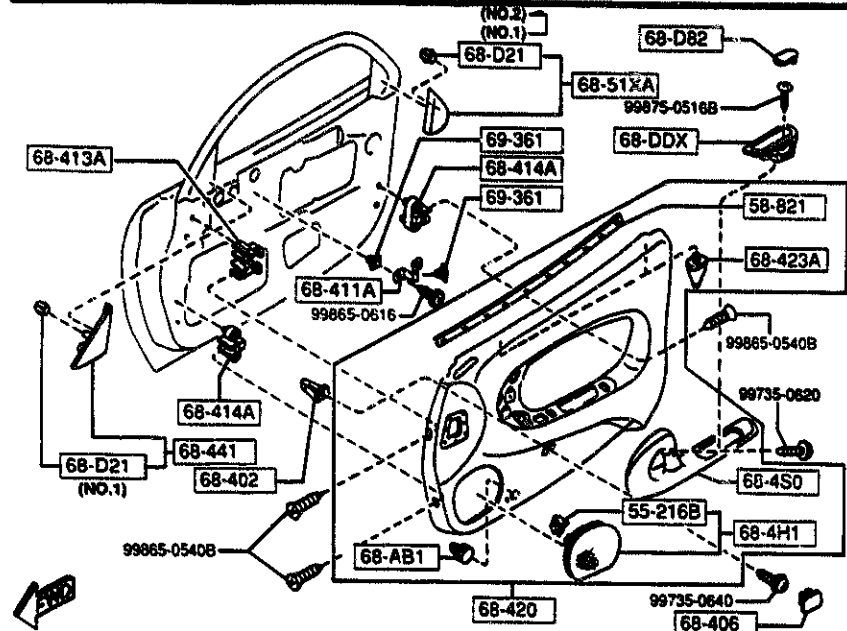
PART NO.	QTY	MODEL/RESTRICTION	MODEL/RESTRICTION	MODEL/RESTRICTION	FROM-TO
CONT'D					
GA7C-58-565	2				2901-
58-570A		STRIKER			
FD01-58-361	2				
58-666		SHEET			
B092-58-862	3				
58-861C		SCREEN(R), FRONT DOOR			
FD01-58-861A	1				
58-865B		CUSHION, RUBBER			
G067-58-873	2				
58-866		CLIP			
B038-58-866	2				
58-868P		COVER, HOLE-DOOR BODY			
FD01-58-868	4				2401-
59-315		CLIP			
G030-59-315	1				
59-861		SCREEN(L), FRONT DOOR			
FD01-59-861	1				
62-868A		COVER, HOLE-LIFT GATE			
B499-62-868	2				
68-805A		GROMMET, SCREW			
B216-68-755	4				-2501
2401 FDSMKN-204313 2501 FDSMKN-205709 2901 FDSMKN-210499					

AUFA04

CAT. AUFA04-06

1994-09

5840 FRONT DOOR TRIMS & RELATED PARTS



PART NO.	QTY	MODEL/RESTRICTION	MODEL/RESTRICTION	MODEL/RESTRICTION	FROM-TO
55-216B		SPRING,CENTER PANEL			
B092-55-257	4				
58-821		WEATHERSTRIP(R), INN.			
FD01-58-821	1				
58-821Z		WEATHERSTRIP(L), INN.			
FD01-59-821	1				
68-AB1		FASTENER			
G350-68-AB1	6				
68-DDX		PANEL(R), RECESS			
FD01-68-DDXC	1				-2B02
00	INT-	FE2 FE3 FE4 BLACK			
FD01-68-DDXD	1				2B02-
00	INT-	FE2 FE3 FE4 BLACK			
68-DDY		PANEL(L), RECESS			
FD01-68-DDYC	1				-2B02
00	INT-	FE2 FE3 FE4 BLACK			
FD01-68-DDYD	1				2B02-
00	INT-	FE2 FE3 FE4 BLACK			
68-D21		CLIP,TRIM			
LA10-68-D21	6	(ILLUST. NO.1)			-2301
FD01-68-D21	4	(ILLUST. NO.2)			2301-
LA10-68-D21	2	(ILLUST. NO.1)			2301-
68-D82		CAP,ASSIST-DOOR TRIM			
FD01-68-D82A	2				
00	INT-	FE2 FE3 FE4 BLACK			
68-4H1		GRILLE(R),SPEAKER			
FD01-68-4H0	1				
02	INT-	FE2 BLACK			
17	INT-	FE4 RED			
33	INT-	FE3 TAN			

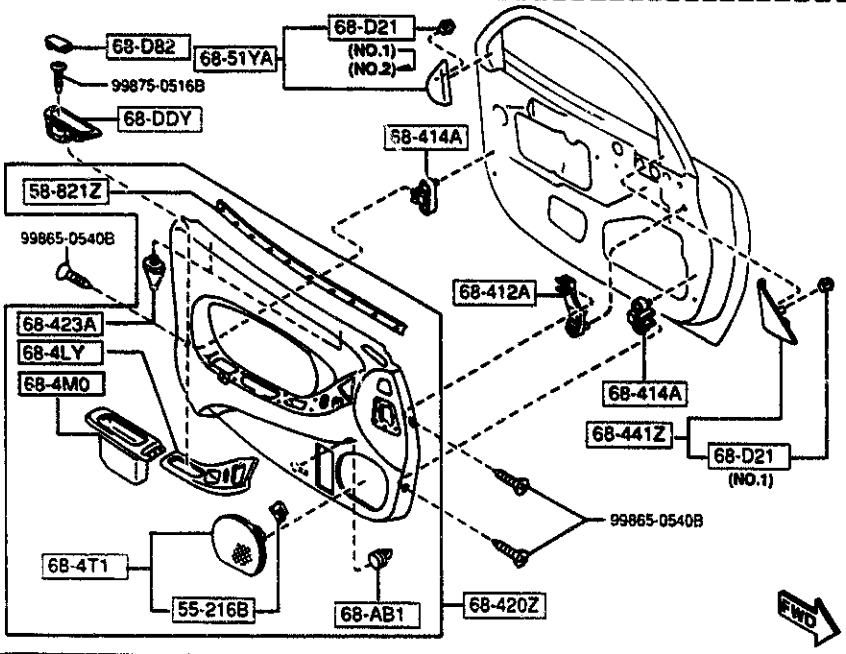
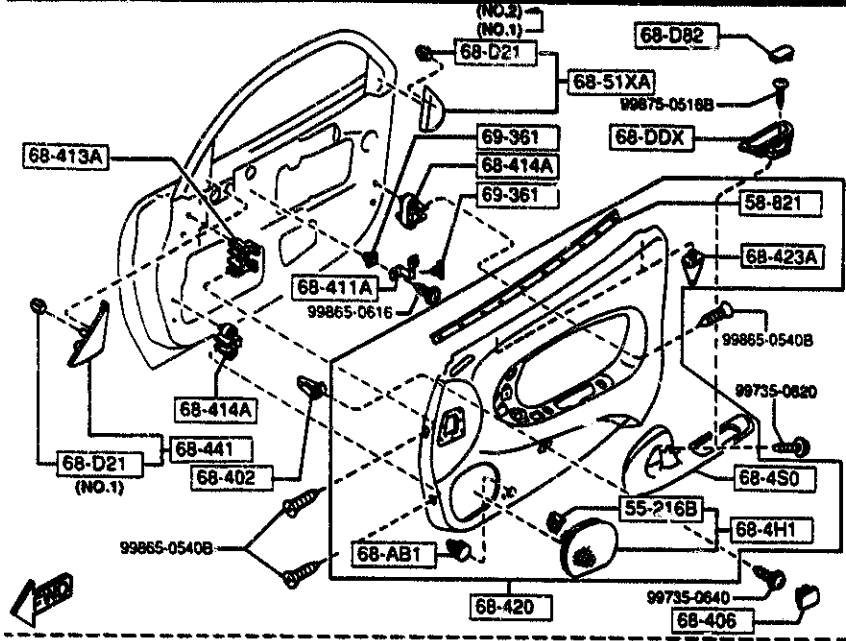
2301 FD3***-202878
2B02 FD3***-210514

AUFA04

CAT. AUFA04-06

1994-09

5840 FRONT DOOR TRIMS & RELATED PARTS



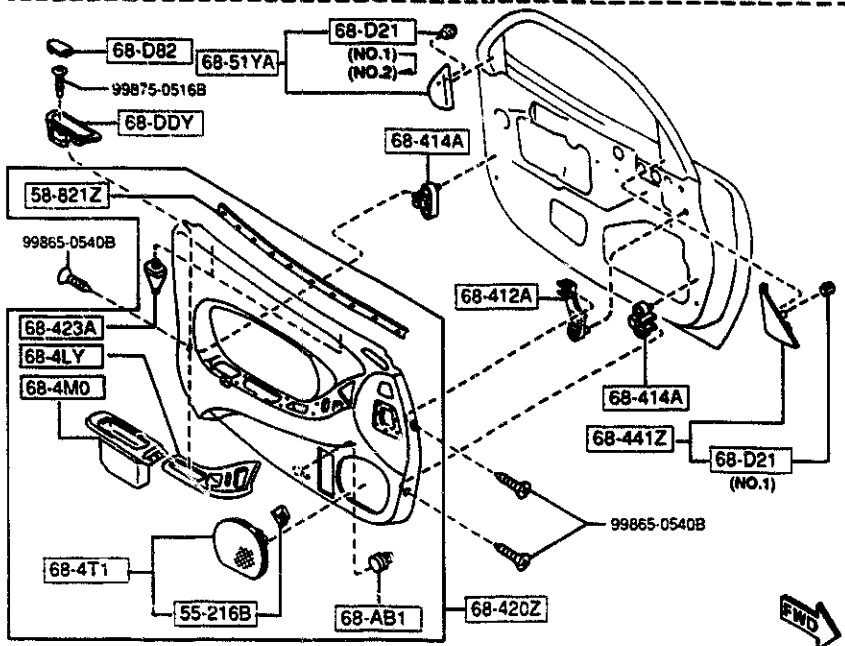
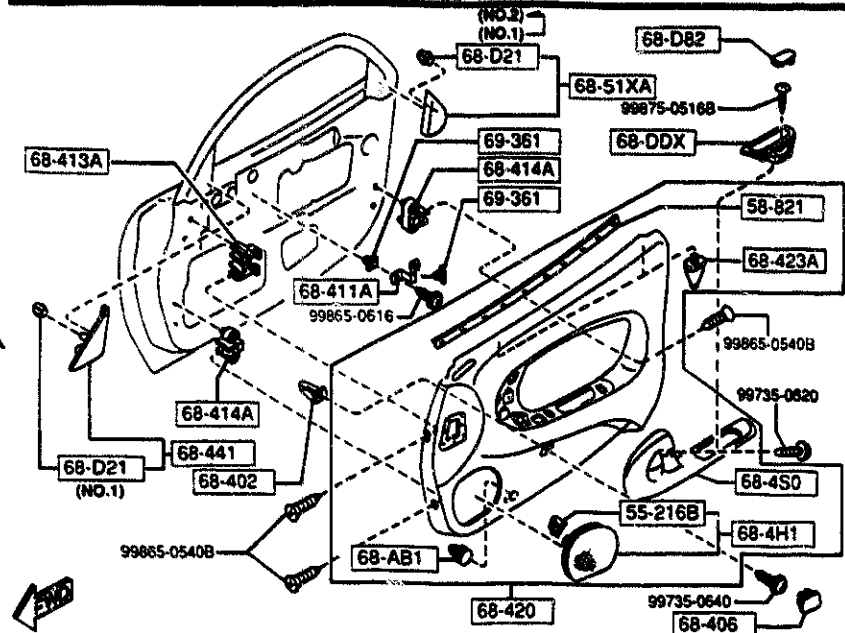
PART NO.	QTY	MODEL/RESTRICTION	MODEL/RESTRICTION	MODEL/RESTRICTION	FROM-TO
68-4LY		PANEL(L), SWITCH			
FD01-68-4LY	1				
00	INT-	FE2 FE3 FE4 BLACK			
68-4M0		LID(L), ARM REST-TRIM			
FD01-68-4M0A	1				-2802
00	INT-	FE2 FE3 FE4 BLACK			
FD01-68-4M0B	1				2802-3720
00	INT-	FE2 FE3 FE4 BLACK			
FD01-68-4M0C	1				3720-
00	INT-	FE2 FE3 FE4 BLACK			
68-4S0		GRIP, FRT ASSIST			
FD01-69-44XA	1				-3303
00	INT-	FE2 FE3 FE4 BLACK			
FD01-69-44XB	1				3303-
00	INT-	FE2 FE3 FE4 BLACK			
68-4T1		GRILLE(L), SPEAKER			
FD01-68-4W0	1				
02	INT-	FE2 BLACK			
17	INT-	FE4 RED			
33	INT-	FE3 TAN			
68-402		GROMMET, SCREW			
H380-68-402	2				
68-406		CAP, DOOR TRIM			
FD01-68-406	1				
02	INT-	FE2 BLACK			
17	INT-	FE4 RED			
33	INT-	FE3 TAN			
68-411A		BRACKET, TRIM			
FD01-68-411	1				
68-412A		BRACKET, TRIM			
FD01-68-412A	1				
2802 FD3***-210514					
3303 FD3***-210624					

AUFA04

CAT. AUFA04-06

1994-09

5840 FRONT DOOR TRIMS & RELATED PARTS



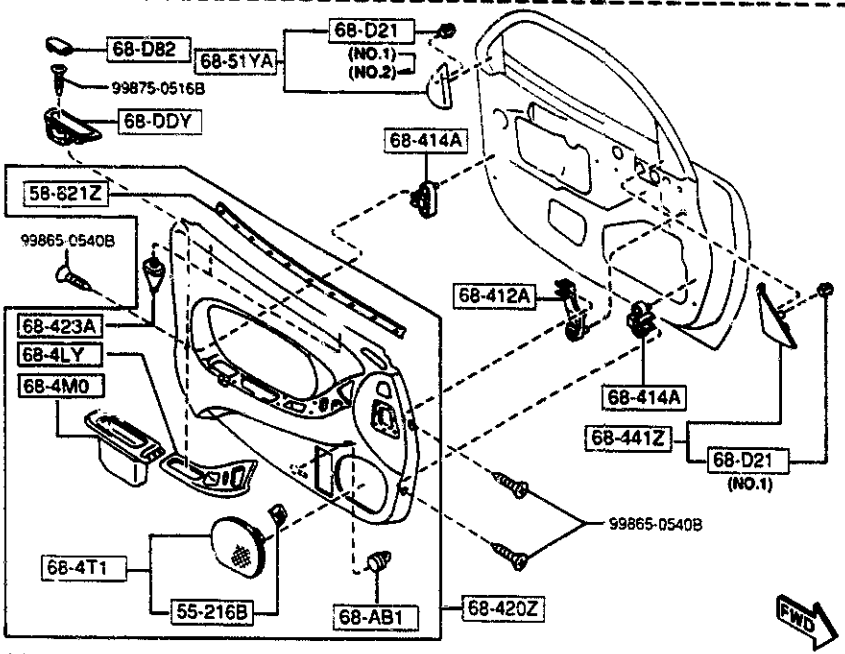
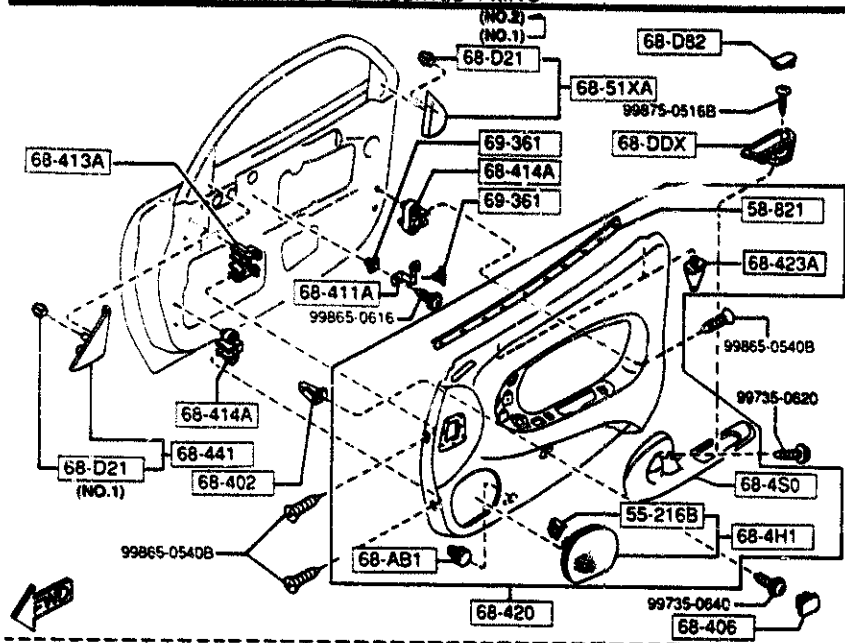
PART NO.	QTY	MODEL/RESTRICTION	MODEL/RESTRICTION	MODEL/RESTRICTION	FROM-TO
68-413A		BRACKET, TRIM			
FD01-68-413A	1				
68-414A		BRACKET, TRIM			
FD01-68-414A	4				
68-420		TRIM(R), DOOR			
FD01-68-420E	1				-2B02
	02	INT- FE2 BLACK			
	17	INT- FE4 RED			
	33	INT- FE3 TAN			
FD01-68-420F	1				2B02-3303
	02	INT- FE2 BLACK			
	17	INT- FE4 RED			
	33	INT- FE3 TAN			
FD01-68-420G	1				3303-
	02	INT- FE2 BLACK			
	17	INT- FE4 RED			
	33	INT- FE3 TAN			
68-420Z		TRIM(L), DOOR			
FD01-68-450D	1				-2B02
	02	INT- FE2 BLACK			
	17	INT- FE4 RED			
	33	INT- FE3 TAN			
FD01-68-450E	1				2B02-
	02	INT- FE2 BLACK			
	17	INT- FE4 RED			
	33	INT- FE3 TAN			
68-423A		PIN, LOCATOR			
FD01-68-423	4				
68-441		GARNISH(R), DOOR			
FD01-68-DJXB	1				-2201
A (FD01-68-DJXC)					
FD01-68-DJXC	1				2201-
2201 FD3***-201428 2B02 FD3***-210514 3303 FD3***-210624					

AUFA04

CAT. AUFA04-06

1994-09

5840 FRONT DOOR TRIMS & RELATED PARTS



PART NO.	QTY	MODEL/RESTRICTION	MODEL/RESTRICTION	MODEL/RESTRICTION	FROM TO
68-441Z		GARNISH(L), DOOR			
FD01-68-DJYB A (FD01-68-DJYC)	1				-2201
FD01-68-DJYC	1				2201-
68-51XA		GARNISH(R), SAIL-INN.			
FD01-68-51XD	1				
68-51YA		GARNISH(L), SAIL-INN.			
FD01-68-51YD	1				
69-361		GROMMET, SCREW			
B316-69-361	3				
2201 FD3***-201428					

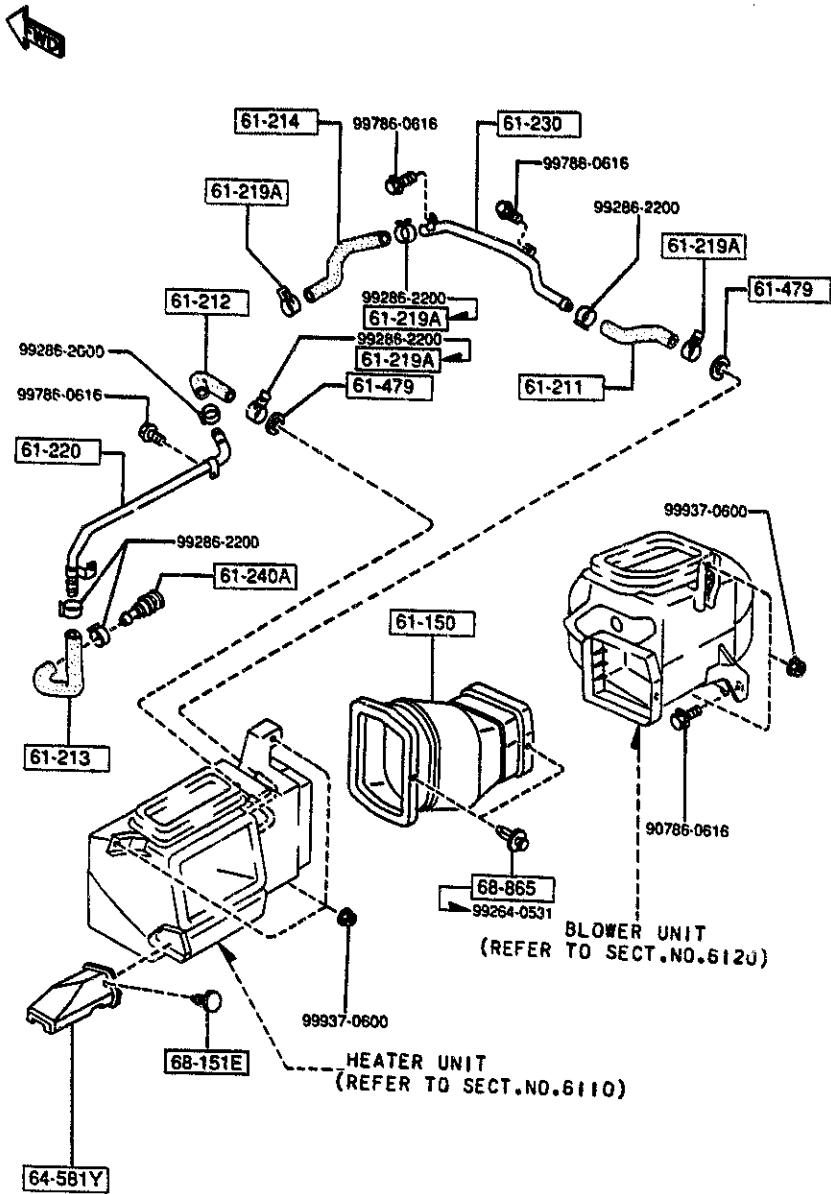
AUFA04

CAT. AUFA04-06

1994-09

6100 HEATER

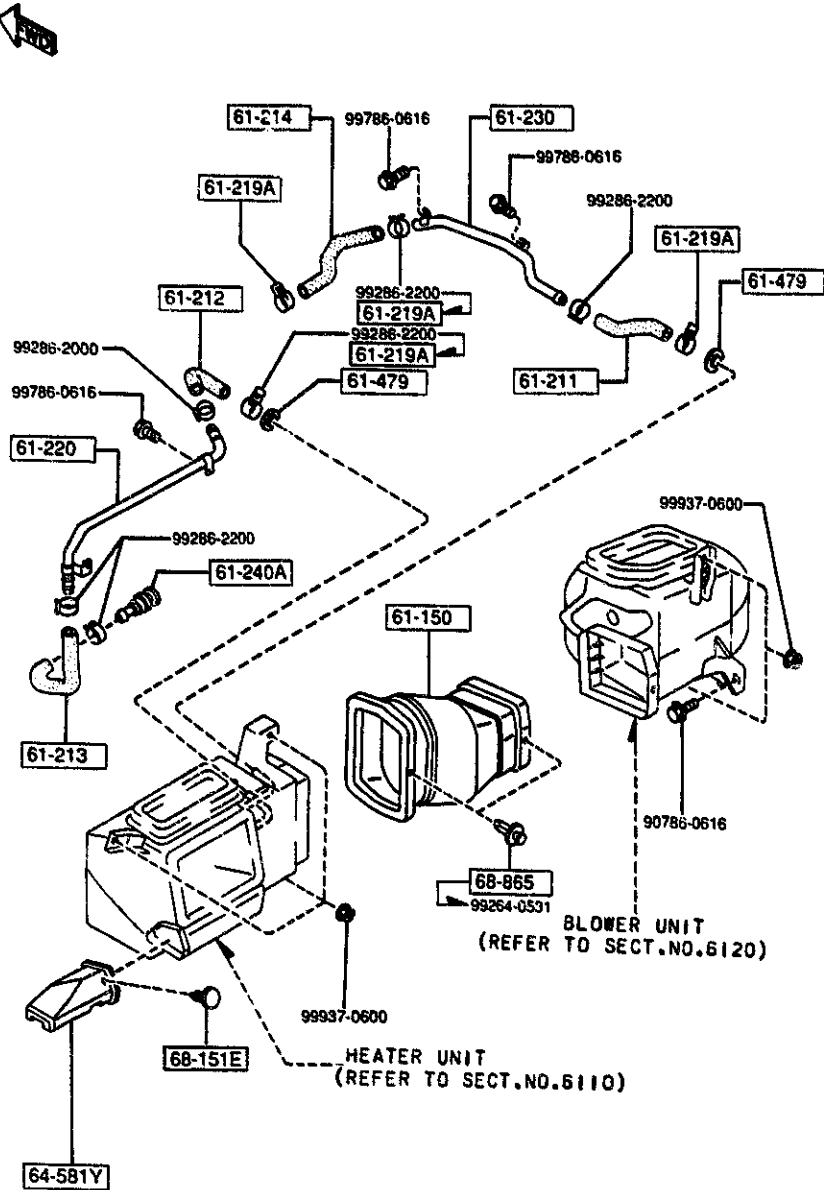
6100 -1 HEATER



PART NO.	QTY	MODEL/RESTRICTION	MODEL/RESTRICTION	MODEL/RESTRICTION	FROM-TO
61-150		DUCT, AIR			
FD01-61-150B	1	(W/O AIR CON.)			
61-211		HOSE NO.1, WATER			
FD01-61-211	1				-1C18
A (FD01-61-211A)					
FD01-61-211A	1				1C18-
61-212		HOSE NO.2, WATER			
FD01-61-212	1				-1C18
A (FD01-61-212A)					
FD01-61-212A	1				1C18-
61-213		HOSE NO.3, WATER			
FD01-61-213A	1				-2120
A (FD01-61-213B)					
FD01-61-213B	1				2120-
61-214		HOSE NO.4, WATER			
FD01-61-214A	1				-2120
A (FD01-61-214B)					
FD01-61-214B	1				2120-
61-219A		CLAMP, HOSE			
H266-61-242	2				-2120
H266-61-242	4				2120-
61-220		PIPE, HEATER			
FD01-61-220	1				
61-230		PIPE, HEATER			
FD01-61-230	1				
61-240A		CONNECTOR, WATER HOSE			
B455-61-240A	1				
61-479		GROMMET			
8871-61-219A	2				
64-581Y		DUCT(L), SHOWER			
FD01-61-156A	1				
1C18 FD3***-200100 2120 FD3***-200848					

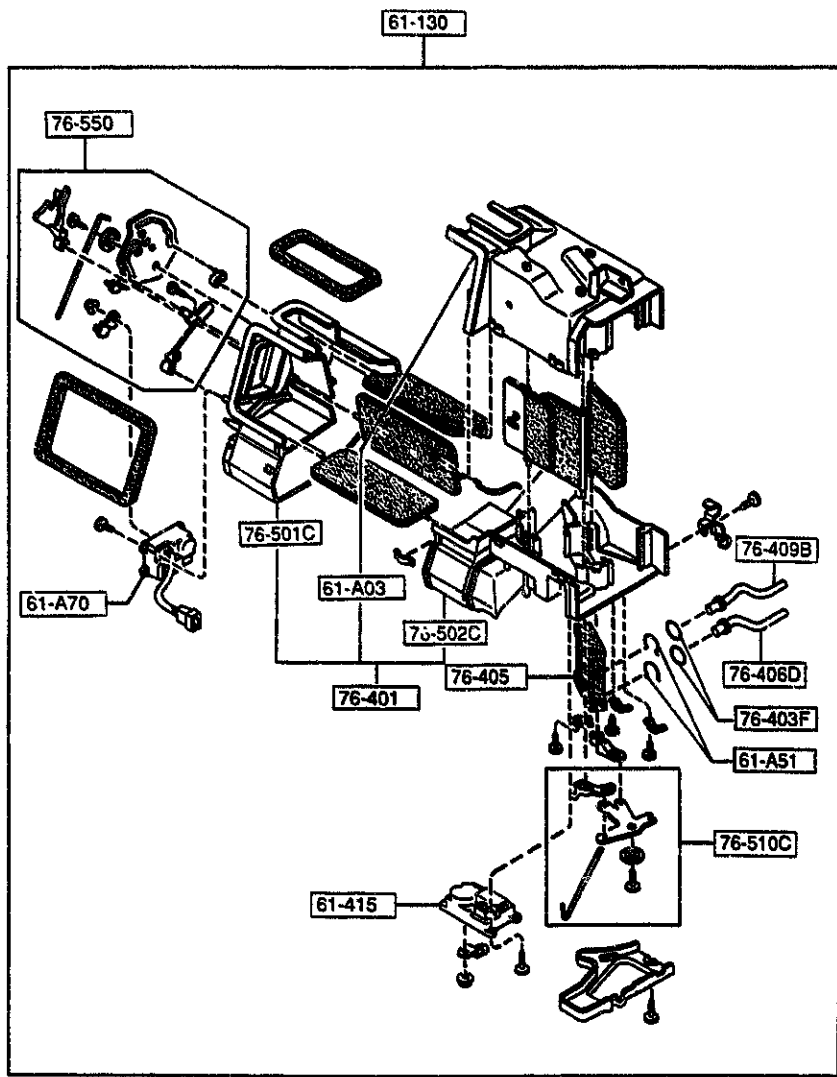
6100 HEATER

6100 -2 M HEATER



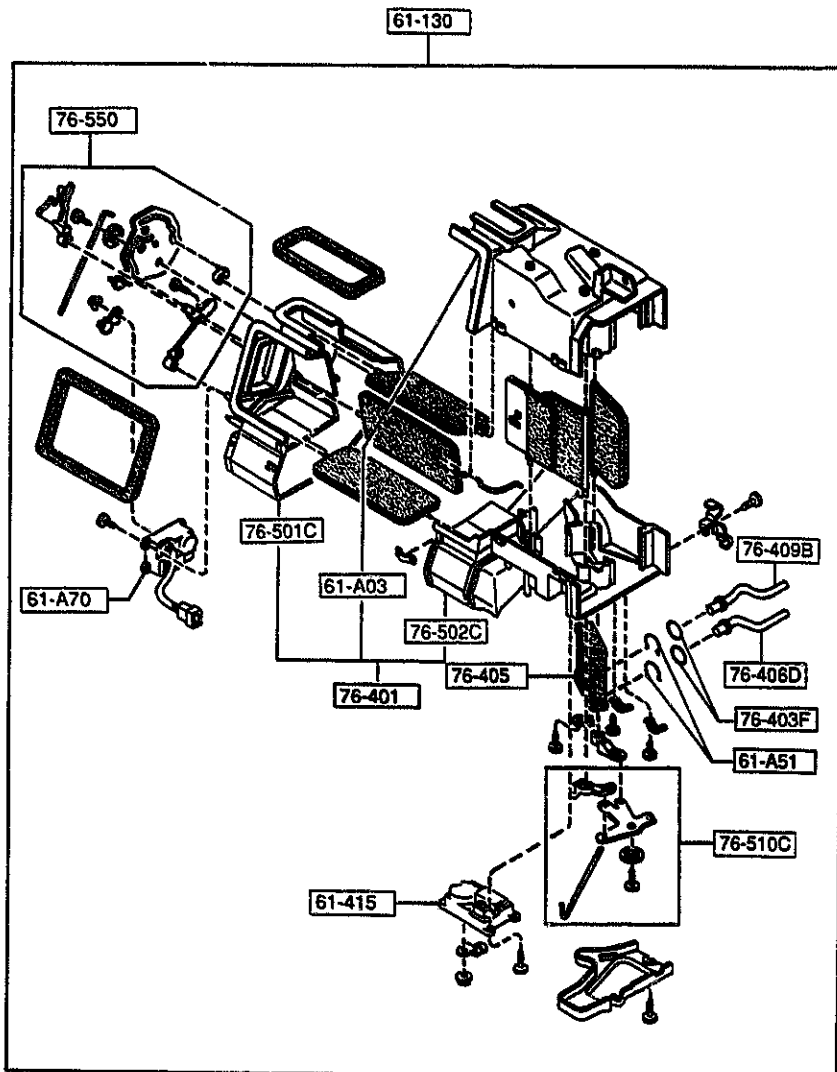
PART NO.	QTY	MODEL/RESTRICTION	MODEL/RESTRICTION	MODEL/RESTRICTION	FROM-TO
68-151E		CLIP			
B102-68-865	1				
00	INT-	FE2 FE3 FE4 BLACK			
68-865		FASTENER			
B040-68-865A	2	(W/O AIR CON.)			-3106
00	INT-	FE2 BLACK			
18	INT-	FE4 RED			
33	INT-	FE3 TAN			

3106 FD3***-210567



PART NO.	QTY	MODEL/RESTRICTION	MODEL/RESTRICTION	MODEL/RESTRICTION	FROM-TO
61-A03		CASE 'C', HEATER UNIT			
FD01-61-A03	1				-2311
61-A51		CLIP, HEATER UNIT			
MF001-61-A18	2				
61-A70		ACTUATOR, MODE-HEATER UNIT			
FD01-61-A70	1				
61-130		HEATER UNIT			
FD01-61-130A AN(FD01-61-130B)	1				-2311
FD01-61-130B	1				2311-
61-415		ACTUATOR, TEMP			
FD01-61-A60	1				
76-401		CASE, HEATER			
FD01-61-A80	1				2311-
76-403F		RING, 'O'			
MF001-61-A19	2				
76-405		CORE, HEATER			
FD01-61-A10	1				
76-406D		PIPE, HEATER UNIT			
FD01-61-A15 AN(FD01-61-A15A)	1				-2311
FD01-61-A15A	1				2311-
76-409B		PIPE, HEATER UNIT			
FD01-61-A16 AN(FD01-61-A16A)	1				-2311
FD01-61-A16A	1				2311-
76-501C		CASE (R), HEATER UNIT			
FD01-61-A01	1				-2311
76-502C		CASE (L), HEATER UNIT			
FD01-61-A02	1				-2311

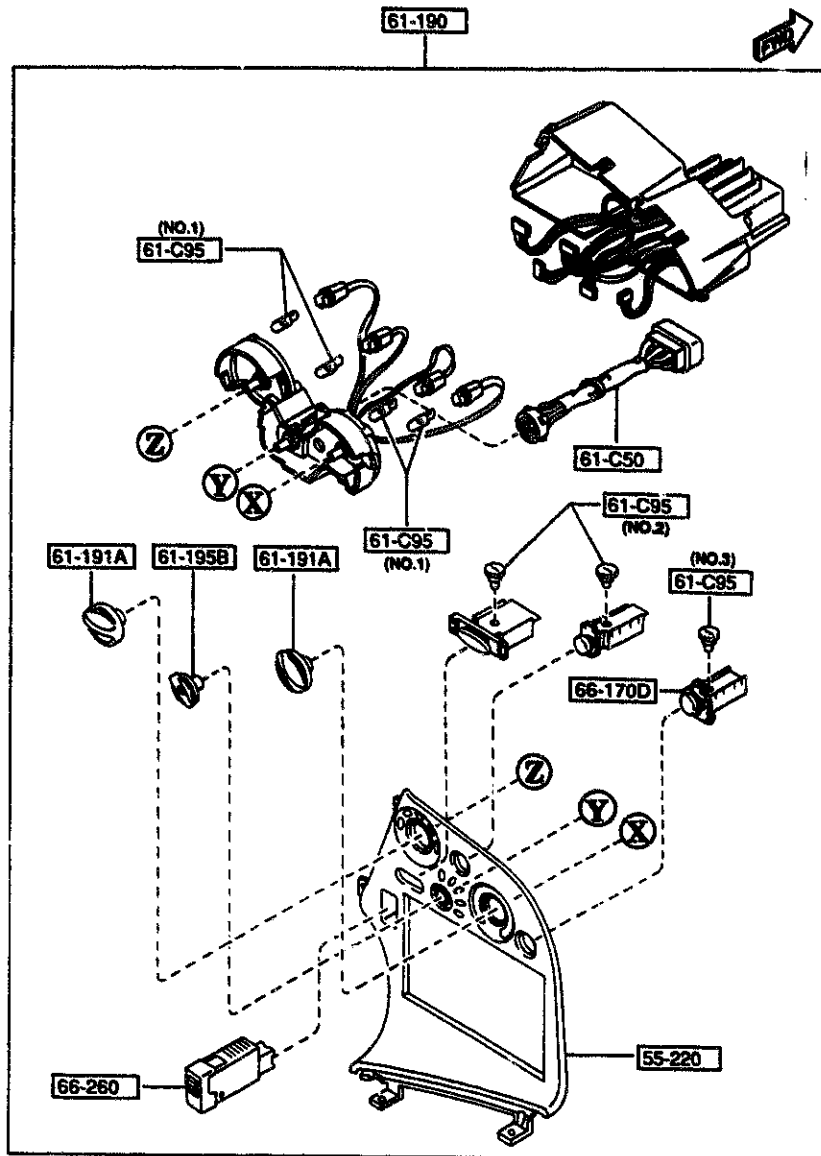
2311 FD3XXX-203346



PART NO.	QTY	MODEL/RESTRICTION	MODEL/RESTRICTION	MODEL/RESTRICTION	FROM-TO
76-510C		LINK SET,TEMP			
FD01-61-A20	1				
76-550		LINK SET,MODE			
FD01-61-A30	1				

6115 HEATER CONTROLS COMPONENTS

6115 -1 M HEATER CONTROLS COMPONENTS



PART NO.	QTY	MODEL/RESTRICTION	MODEL/RESTRICTION	MODEL/RESTRICTION	FROM-TO
55-220		PANEL, CENTER			
FD01-55-210B	1				
00	INT-	FE2 FE3 FE4 BLACK			
61-C50		SWITCH, FAN-HEATER CO NTROL			
FD01-61-C50	1				
61-C95		BULB, MODE CONTROL			
FD01-61-C95	4	(ILLUST. NO.1)			
FD02-61-C95	2	(ILLUST. NO.2)			
FD03-61-C95	1	(ILLUST. NO.3)			
61-190		CONTROL, HEATER			
FD01-61-192C A (FD01-61-192D)	1				-2420
00	INT-	FE2 FE3 FE4 BLACK			
FD01-61-192D	1				2420-
00	INT-	FE2 FE3 FE4 BLACK			
61-191A		KNOB NO.1			
FD01-61-191	2				
61-195B		KNOB, FAN SWITCH			
FD01-61-195	1				
66-170D		SWITCH, HAZARD			
FD01-66-4H0	1				
66-260		RESISTOR			
FD01-55-490A	1				
2420 FD3MXX-205217					

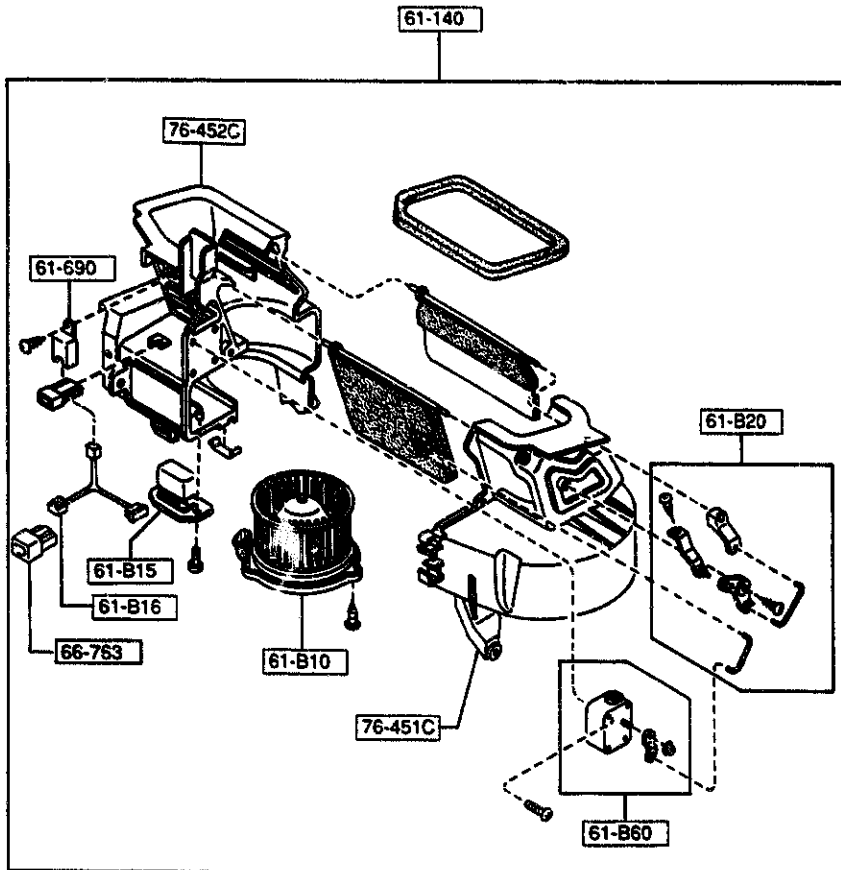
AUFA04

CAT. AUFA04-06

1994-09

6120 HEATER BLOWER COMPONENTS

6120 -1 M HEATER BLOWER COMPONENTS



PART NO.	QTY	MODEL/RESTRICTION	MODEL/RESTRICTION	MODEL/RESTRICTION	FROM-TO
61-B10		MOTOR, FAN-BLOWER UNIT			
FD01-61-B10	1				
61-B15		RESISTOR, BLOWER UNIT			
D061-61-B15	1				
61-B16		HARNES, BLOWER UNIT			
FD01-61-B16 AN(FD01-61-B16A)	1				-3601
MFD01-61-B16A	1				3601-
61-B20		LINK, RECYCLE & FRESH			
FD01-61-B20	1				
61-B60		ACTUATOR, RECYCLE & FRESH			
FD01-61-B60	1				
61-140		BLOWER UNIT			
FD01-61-140B	1				
61-690		RELAY			
FB03-61-691	1	W/IG.RELAY BLOWER			
66-763		FUSE			
FD01-61-B18	1				-3601
76-451C		CASE(R), BLOWER			
FD01-61-B01	1				
76-452C		CASE(L), BLOWER			
FD01-61-B02	1				
3601 FD310K-210664					

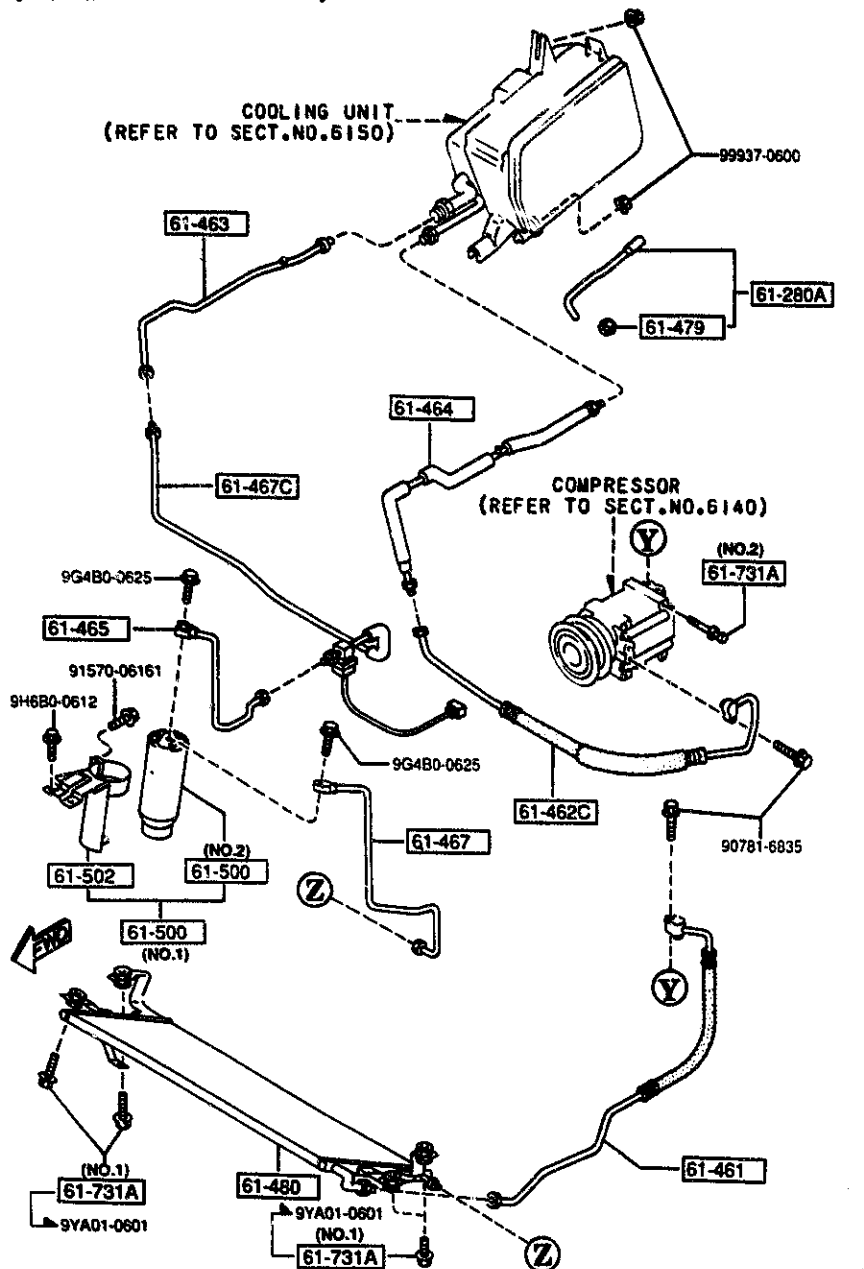
AUFA04

CAT. AUFA04-06

1994-09

(PIPE & CONDENSER)

(THIS ILLUSTRATION CONSISTS OF 2 PAGES)



AUFA04

(CONT'D)

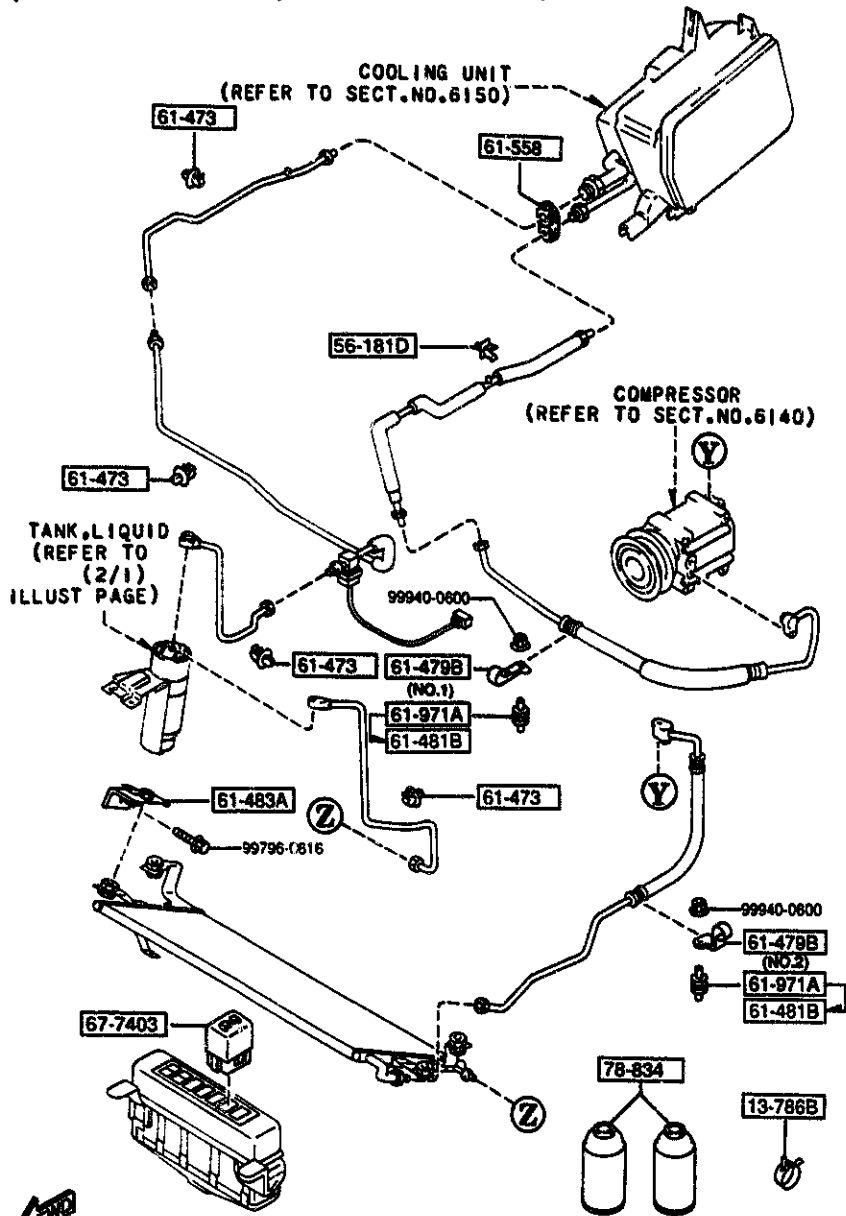
PART NO.	QTY	MODEL/RESTRICTION	MODEL/RESTRICTION	MODEL/RESTRICTION	FROM-TO
13-786B		CLIP, HOSE			
#NSA3-13-786	1				
96-181D		CLIP			
S083-96-181	1				
61-280A		HOSE, DRAIN			
FD04-61-280	1				
61-461		HOSE, FLEXIBLE-HIGH			
FD04-61-461B	1				
61-462C		HOSE, FLEXIBLE-LOW			
FD04-61-462A	1				
61-463		PIPE NO.1, COOLER			
FD04-61-464	1				-2201
A (FD04-61-464A)					
FD04-61-464A	1				2201-
61-464		PIPE NO.2, COOLER			
FD04-61-465	1				
61-465		PIPE NO.3, COOLER			
FD04-61-466A	1				
61-467		PIPE NO.5, COOLER			
FD04-61-468A	1				
61-467C		PIPE, COOLER-NO.4			
FD04-61-467A	1				-2201
A (FD04-61-467B)					
FD04-61-467B	1				2201-
61-473		CLIP, PIPE			
FD01-61-473	4				
61-479		GROMMET			
FB01-61-478A	1				
61-479B		CLIP			
2201 FD3MXX-201428					

CAT. AUFA04-06

1994-09

(CLIP & BRACKET)

(THIS ILLUSTRATION CONSISTS OF 2 PAGES)

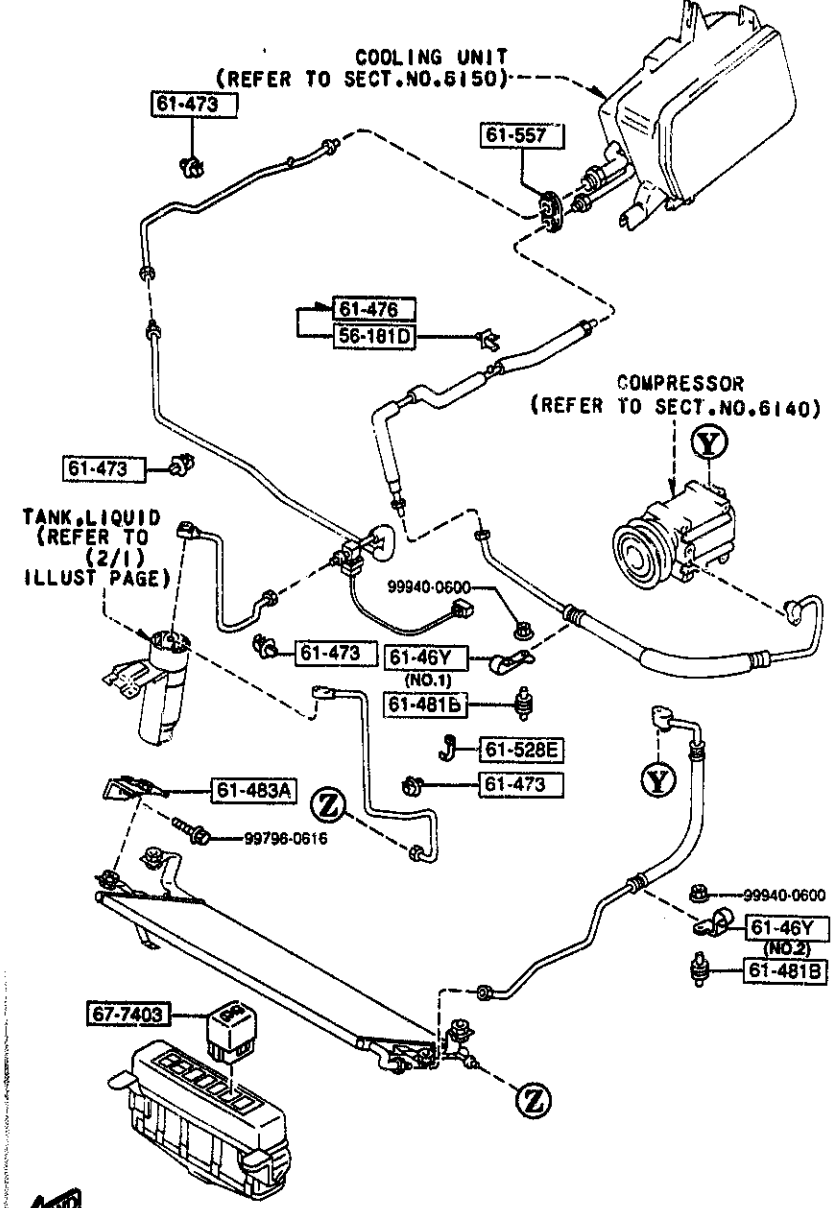
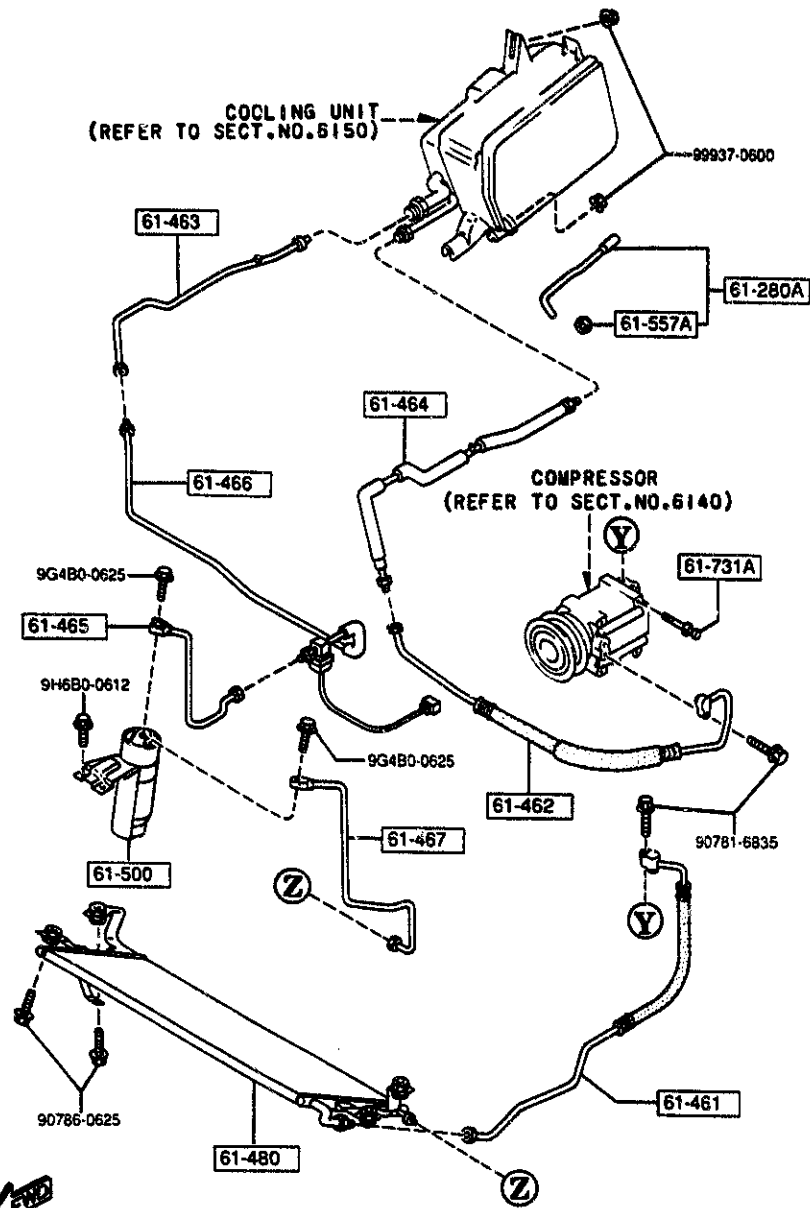


AUFA04

PART NO.	QTY	MODEL/RESTRICTION	MODEL/RESTRICTION	MODEL/RESTRICTION	FROM-TO
CONT'D					
FD04-61-479A	1	(ILLUST. NO.1)			
FD05-61-479	1	(ILLUST. NO.2)			
61-480		CONDENSER			
FD04-61-480	1				
61-481B		RUBBER, INSULATOR			
FD04-61-481	2				3201-
61-483A		BRACKET, CONDENSER			
FD04-61-483A	1				
61-500		TANK, LIQUID			
FD04-61-500	1	(ILLUST. NO.1)			
N001-61-501	1	(ILLUST. NO.2)			
61-502		BRACKET, TANK			
FD04-61-502	1				
61-558		GROMMET, UNIT-COOLING			
LA01-61-558A	1				
61-731A		BOLT, AIR CON.			
FD04-61-731	4	(ILLUST. NO.1)			-2501
B111-61-731	4	(ILLUST. NO.2)			-3201
FD05-61-731	4	(ILLUST. NO.2)			3201-
61-971A		RUBBER, INSULATOR			
FB01-61-731	2				-3201
67-7403		RELAY, N.O.			
H270-67-740	1	30A			
78-834		REFRIGERANT ORUM			
H030-61-834	2	300G			
2501 FD3MXX-205709					

CAT. AUFA04-06

1994-09

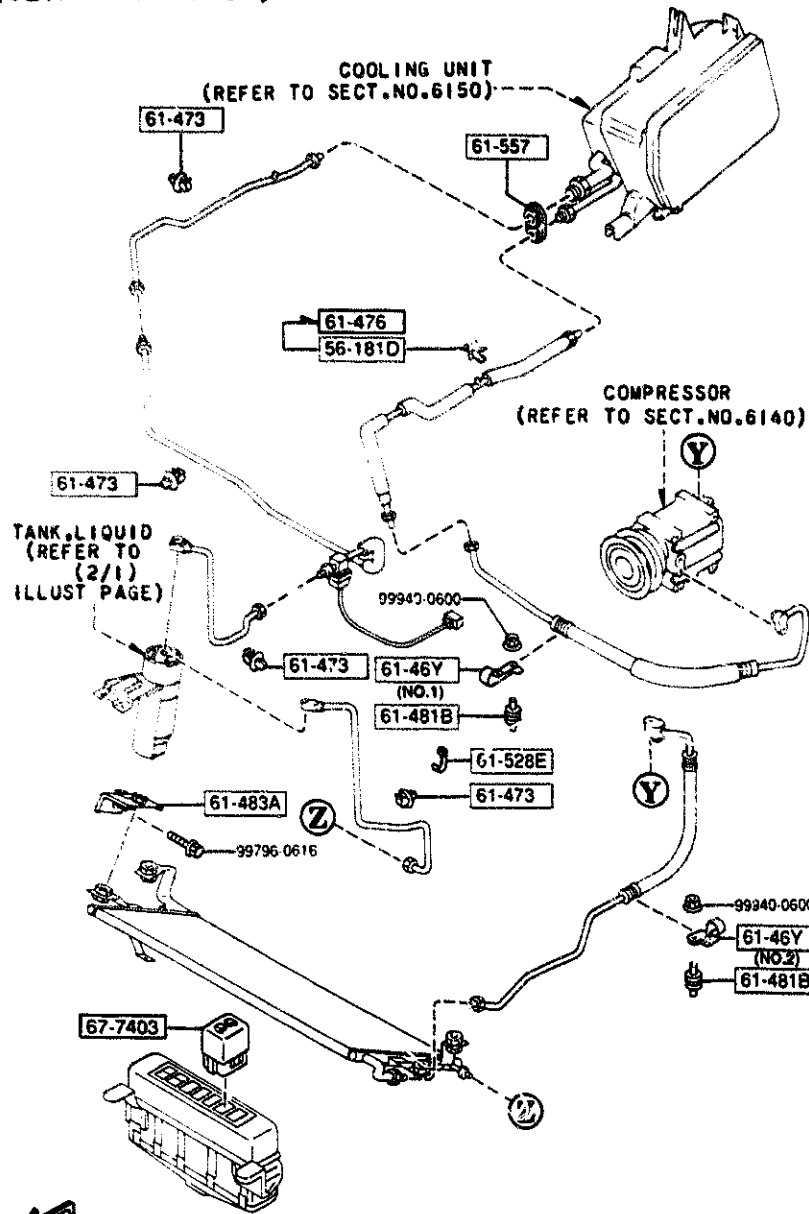


← FWD
AUFA04

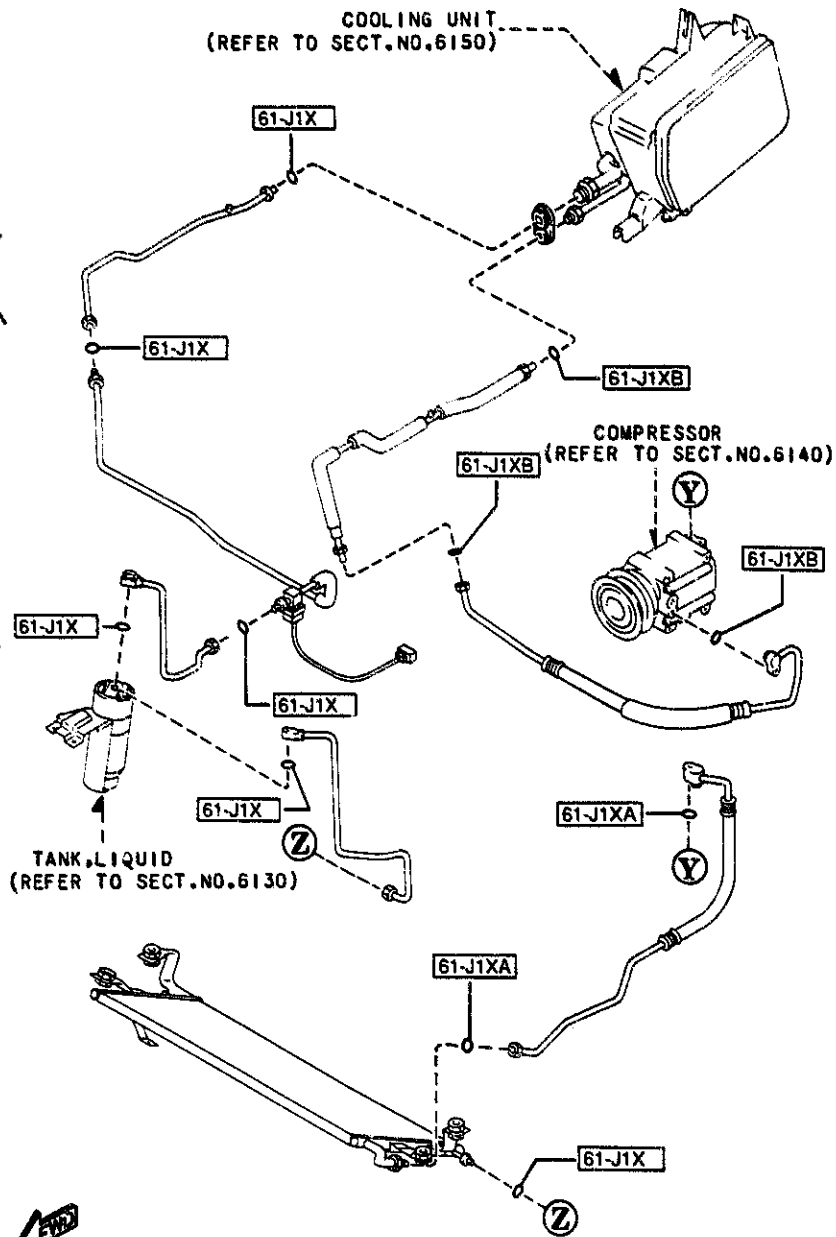
← FWD
(CONT'D) AUFA04

(CLIP & BRACKET)

(THIS ILLUSTRATION CONSISTS OF 2 PAGES)



PART NO.	QTY	MODEL/RESTRICTION	MODEL/RESTRICTION	MODEL/RESTRICTION	FROM-TO
61-476		CLIP			
FD01-61-476	1	(A)			2101-
61-480		CONDENSER			
FD01-61-480A	1	(A) (13B)			
61-481B		RUBBER, INSULATOR			
FC20-61-481	2	(A) (13B)			
61-483A		BRACKET, CONDENSER			
FD01-61-483A	1	(A) (13B)			
61-500		TANK, LIQUID			
FD01-61-500	1	(A) (13B)			
61-528E		BAND			
NA01-61-435	2	(G)			
61-557		GROMMET, REAR COOLER			
M269-61-557	1				
61-557A		GROMMET			
FB04-61-557	1	(A)			
61-731A		BOLT, AIR CON.			
B111-61-731	4				
67-7403		RELAY, N.O.			
M270-67-740	1	30A			
2101 FD3MM-200251					

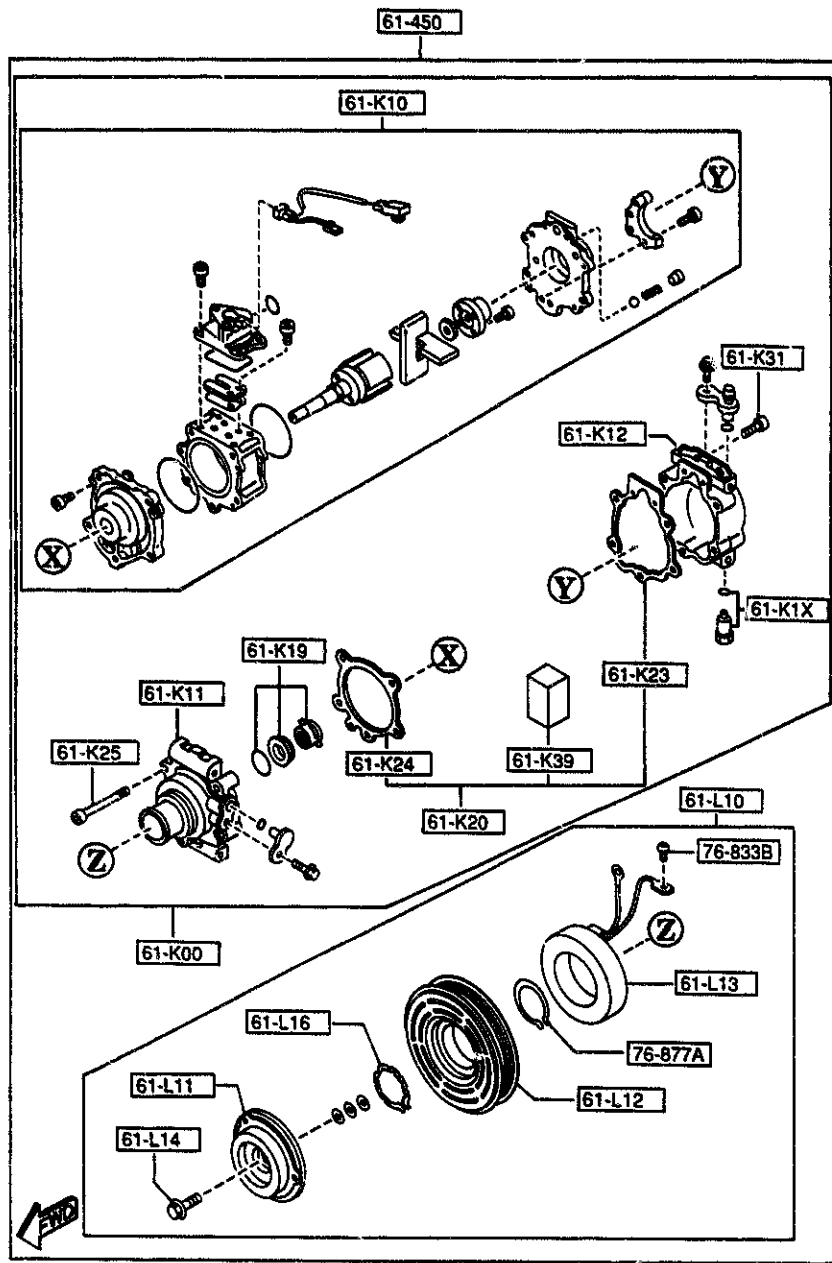


AUFA04

PART NO.	QTY	MODEL/RESTRICTION	MODEL/RESTRICTION	MODEL/RESTRICTION	FROM-TO
61-J1X FCY0-61-J17	6	RING, 'O'-NO.1			
61-J1XA FCY6-61-J17	2	RING, 'O'-NO.2			
61-J1XB FCY1-61-J17	3	RING, 'O'-NO.3			

CAT. AUFA04-06

1994-09

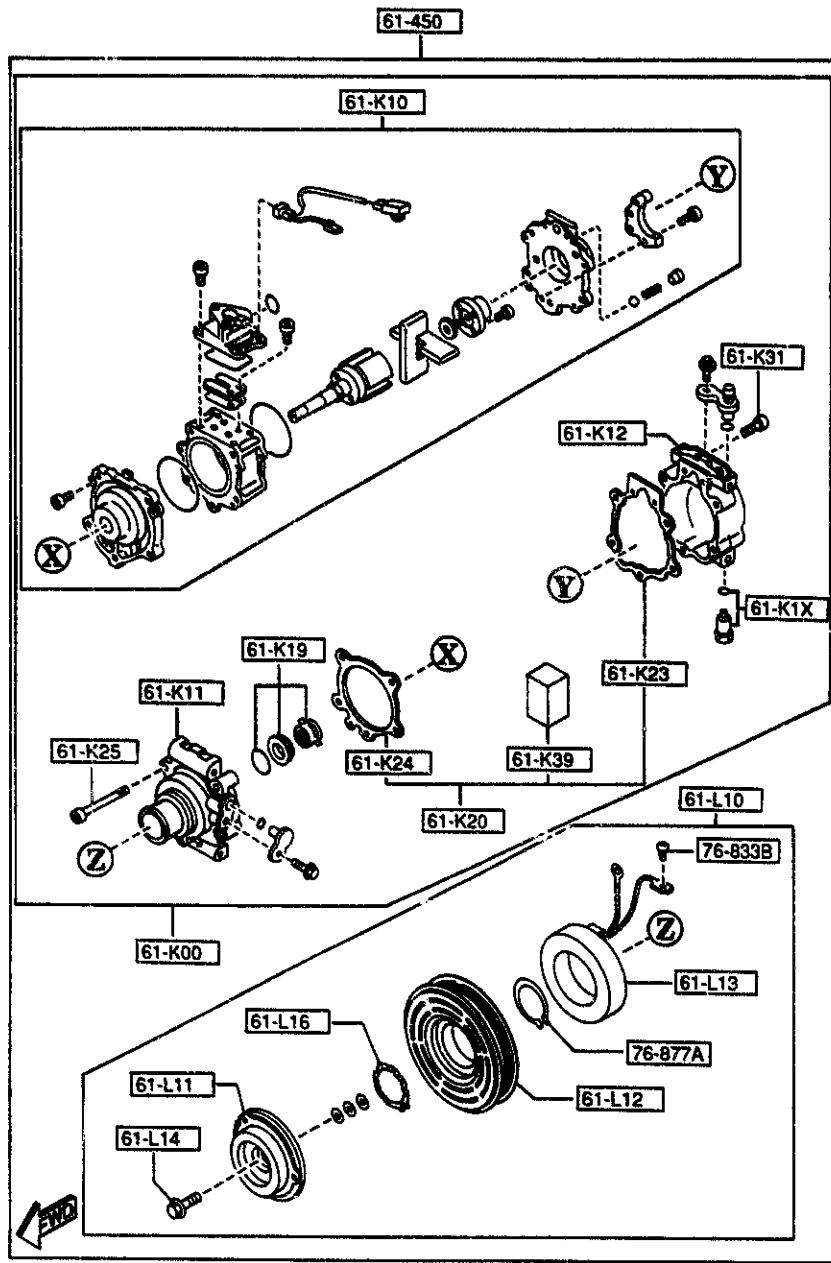


PART NO.	QTY	MODEL/RESTRICTION	MODEL/RESTRICTION	MODEL/RESTRICTION	FROM-TO
61-K00		COMPRESSOR, AIR CON.			
FD05-61-K00 A (FD05-61-K00A)	1				-3301
FD05-61-K00A	1				3301-
61-K1X		VALVE, RELIEF			
FD05-61-K1X	1				
61-K10		SHAFT, CYL -COMPRESSOR			
FD05-61-K10 A (FD05-61-K10A)	1				-3301
FD05-61-K10A	1				3301-
61-K11		HEAD, CYL. -COMPRESSOR			
FD05-61-K11	1				
61-K12		HEAD, CYL. -COMPRESSOR			
FD05-61-K12	1				
61-K19		SEAL, SHAFT-COMPR.			
F065-61-K19	1				-3301
FD05-61-K19	1				3301-
61-K20		GASKET KIT, COMPRESSOR			
FD05-61-K2X	1				
61-K23		PLUG, COMPRESSOR			
FD05-61-K23	1				
61-K24		GASKET, COMPRESSOR			
FD05-61-K24	1				
61-K25		BOLT, COMPRESSOR-AIR CON.			
F065-61-K25	5				
61-K31		BOLT, COMPRESSOR			
F065-61-K31	2				
61-K39		OIL, COMPRESSOR			
FD05-61-K39	1				
3301 FD3***-210620					

AUFA04

CAT. AUFA04-06

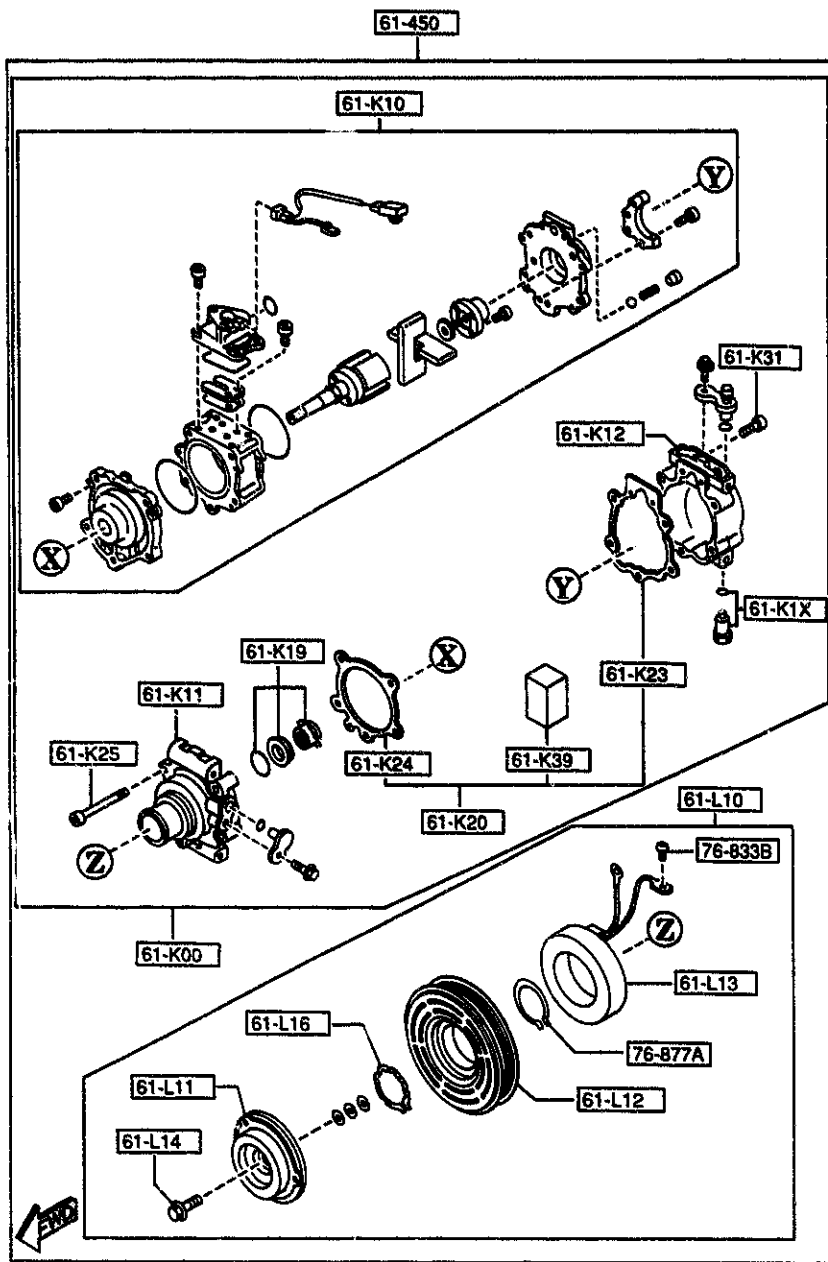
1994-09



PART NO.	QTY	MODEL/RESTRICTION	MODEL/RESTRICTION	MODEL/RESTRICTION	FROM-TO
61-L10		CLUTCH, MAGNET			
FD05-61-L10	1				
61-L11		ARMATURE, MAGNETIC CLUTCH			
F065-61-L11	1				
61-L12		PULLEY, MAGNET CLUTCH			
FD05-61-L12	1				
61-L13		COIL, FIELD-MAGNET CLUTCH			
F065-61-L13	1				
61-L14		BOLT, MAGNET CLUTCH			
F065-61-L14	1				
61-L16		RING, SNAP-MAGNET CLUTCH			
F065-61-L16	1				
61-450		COMPRESSOR			
FD05-61-450	1				-3301
A (FD05-61-450A)					
FD05-61-450A	1				3301-
76-833B		WASHER			
B001-76-734	1				
76-877A		RING, SNAP			
B001-76-725	1				
3301 FD3***-210620					

6140A COMPRESSOR COMPONENTS (AIR CONDITIONER)
(OPTIONAL PARTS)

6140A -1 COMPRESSOR COMPONENTS (AIR CONDITIONER)
(OPTIONAL PARTS)



PART NO.	QTY	MODEL/RESTRICTION	MODEL/RESTRICTION	MODEL/RESTRICTION	FROM-TO
61-K00		COMPRESSOR, AIR CON.			
FD01-61-K00	1	(A)			
61-K1X		VALVE, RELIEF			
FD01-61-K1X	1	(A)			
61-K10		SHAFT, CYL -COMPRESSOR			
FD01-61-K10	1	(A)			
61-K11		HEAD, CYL. -COMPRESSOR			
NA02-61-K11	1	(A)			
61-K12		HEAD, CYL. -COMPRESSOR			
FD01-61-K12	1	(A)			
61-K19		SEAL, SHAFT-COMPR.			
F065-61-K19	1				
61-K20		GASKET KIT, COMPRESSOR			
NA02-61-K2X	1	(A)			
61-K23		PLUG, COMPRESSOR			
NA02-61-K23	1	(A)			
61-K24		GASKET, COMPRESSOR			
NA02-61-K24	1	(A)			
61-K25		BOLT, COMPRESSOR-AIR CON.			
F065-61-K25	5				
61-K31		BOLT, COMPRESSOR			
F065-61-K31	2				
61-K39		OIL, COMPRESSOR			
NA02-61-K39	1	(A)			

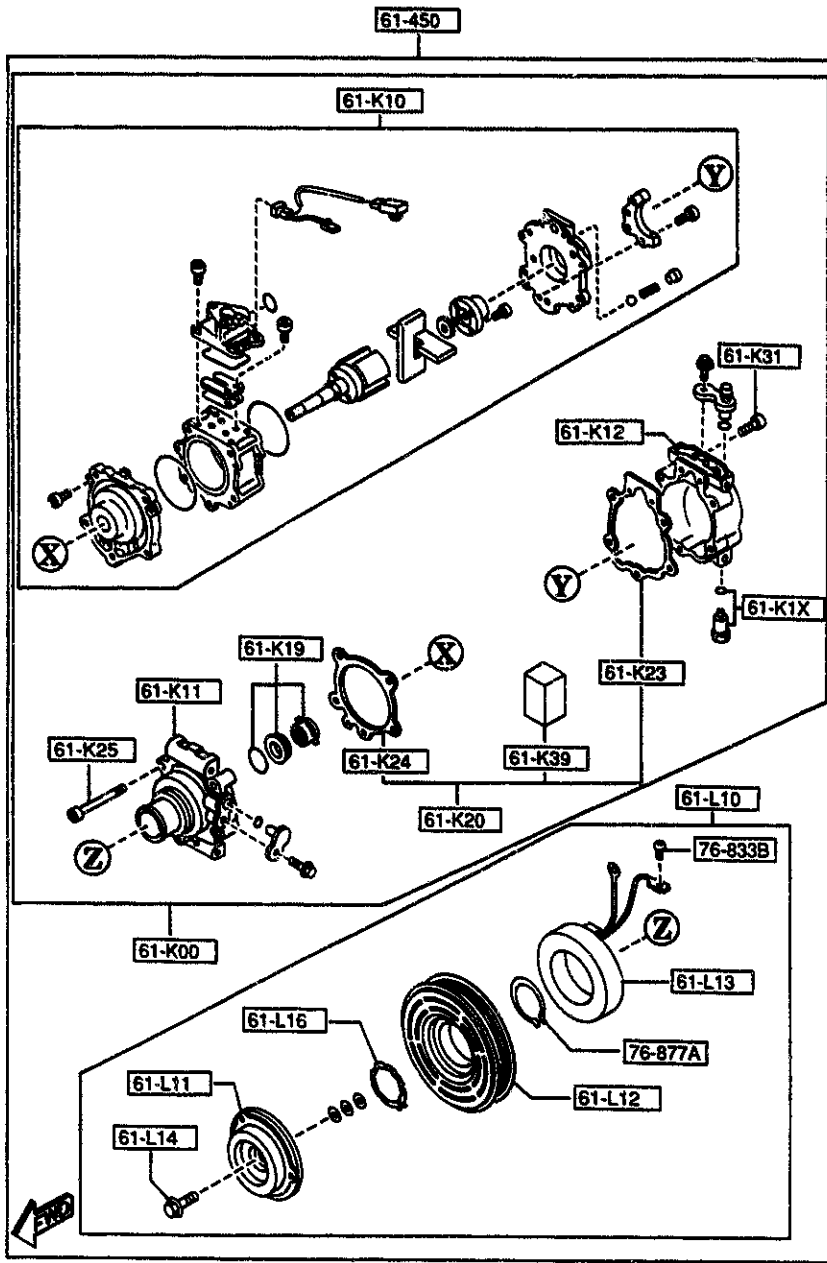
AUFA04

CAT. AUFA04-06

1994-09

6140A COMPRESSOR COMPONENTS (AIR CONDITIONER)
(OPTIONAL PARTS)

6140A -2 M COMPRESSOR COMPONENTS (AIR CONDITIONER)
(OPTIONAL PARTS)



PART NO.	QTY	MODEL/RESTRICTION	MODEL/RESTRICTION	MODEL/RESTRICTION	FROM-TO
61-L10		CLUTCH, MAGNET			
FD01-61-L10	1	(A)			
61-L11		ARMATURE, MAGNETIC CL			
F065-61-L11	1	UTCH			
61-L12		PULLEY, MAGNET CLUTCH			
FD01-61-L12	1	(A)			
61-L13		COIL, FIELD-MAGNET CL			
F065-61-L13	1	UTCH			
61-L14		BOLT, MAGNET CLUTCH			
F065-61-L14	1				
61-L16		RING, SNAP-MAGNET CLU			
F065-61-L16	1	TCH			
61-450		COMPRESSOR			
FD01-61-450	1	(A)			
76-833B		WASHER			
B001-76-734	1				
76-877A		RING, SNAP			
B001-76-725	1				

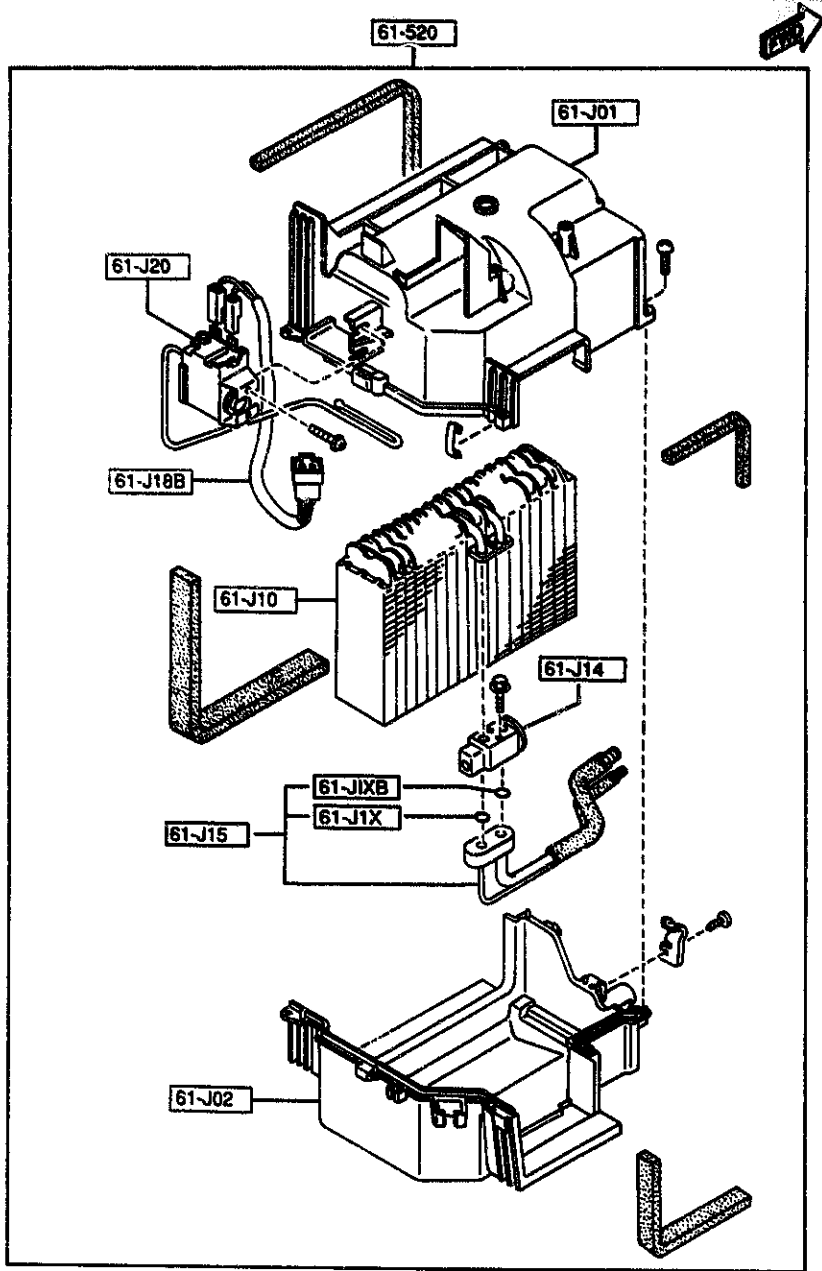
AUFA04

CAT. AUFA04-06

1994-09

6150 COOLING UNIT (AIR CONDITIONER)
(JAPAN MAKE)

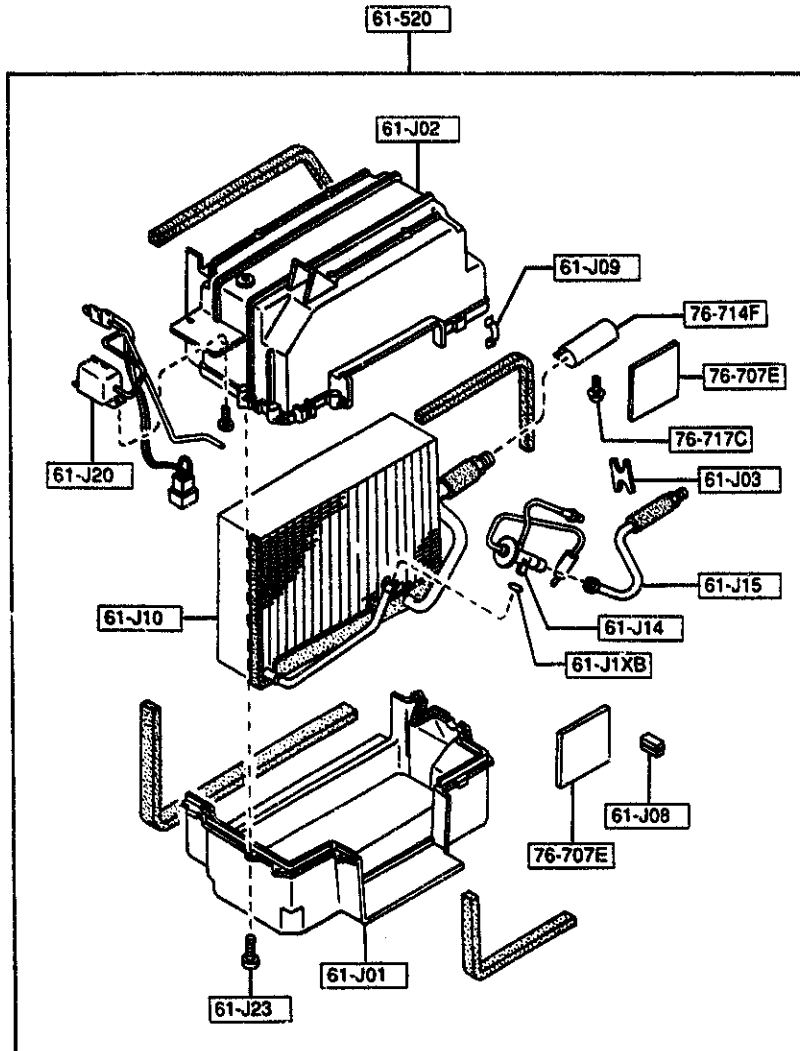
6150 -1 * COOLING UNIT (AIR CONDITIONER)
(JAPAN MAKE)



PART NO.	QTY	MODEL/RESTRICTION	MODEL/RESTRICTION	MODEL/RESTRICTION	FROM-10
61-J01		CASE 'A', COOLING UNIT			
FD04-61-J01	1				
61-J02		CASE 'B', COOLING UNIT			
FD04-61-J02	1				
61-J1X		RING, 'O'-NO.1			
FCY0-61-J17	1				
61-J1XB		RING, 'O'-NO.3			
FCY1-61-J17	1				
61-J10		EVAPORATOR			
FD04-61-J10	1				
61-J14		VALVE, EXPANSION			
FD04-61-J14	1				
61-J15		PIPE, COOLING UNIT			
FD04-61-J15	1				
61-J18B		HARNESS, COOLING UNIT			
F100-61-J43	1				
61-J20		THERMOSTAT, COOLING UNIT			
N001-61-J20	1				
61-520		UNIT, COOLING			
FD04-61-520	1				

6150A COOLING UNIT (AIR CONDITIONER)
(OPTIONAL PARTS)

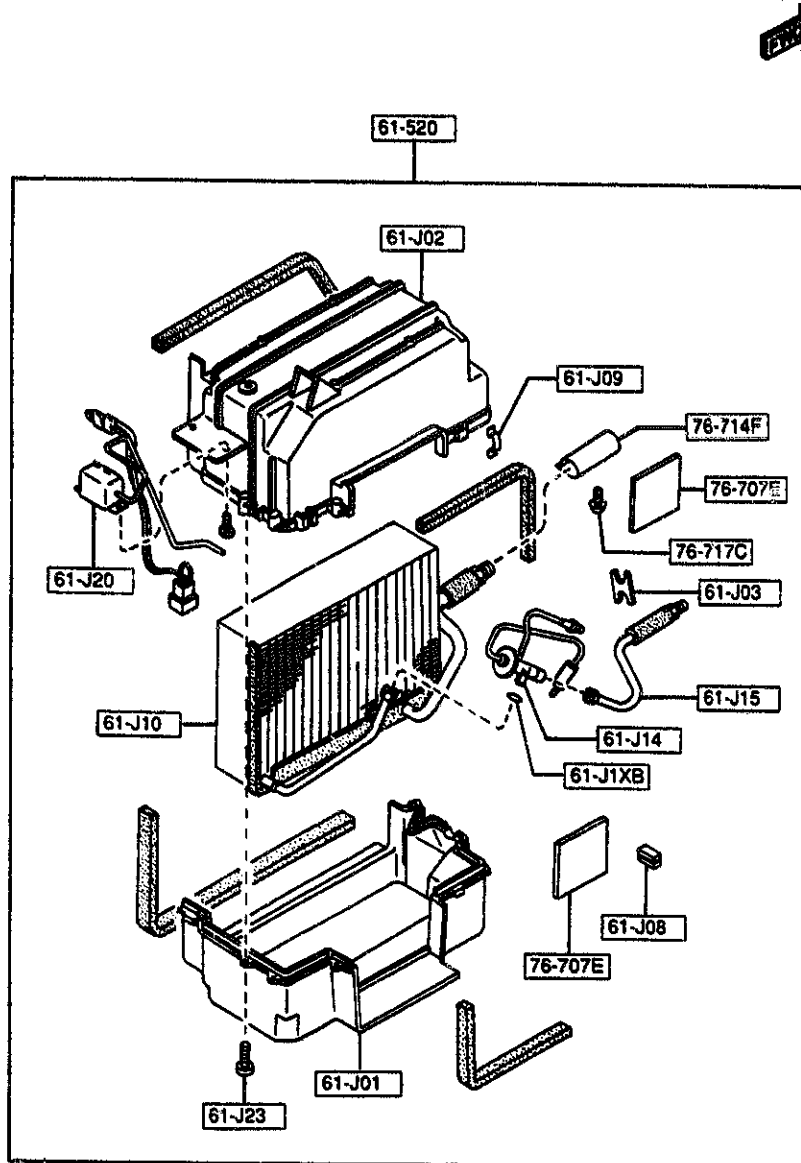
6150A -1 COOLING UNIT (AIR CONDITIONER)
(OPTIONAL PARTS)



PART NO.	QTY	MODEL/RESTRICTION	MODEL/RESTRICTION	MODEL/RESTRICTION	FROM-TO
61-J01 FD01-61-J01	1	CASE 'A', COOLING UNIT (A)			
61-J02 FD01-61-J02	1	CASE 'B', COOLING UNIT (A)			
61-J03 FD01-61-J03	1	CASE 'C', COOLING UNIT (A)			
61-J08 GJ51-61-J08	1	CLIP, COOLING UNIT (G)			
61-J09 G213-61-J09	2	CLIP, COOLING UNIT			
61-J1XB M261-61-J17	1	RING, 'O'-NO.3			
61-J10 FD01-61-J10	1	EVAPORATOR (A)			
61-J14 FD01-61-J14	1	VALVE, EXPANSION (A)			
61-J15 FD01-61-J15	1	PIPE, COOLING UNIT (A)			
61-J20 FD01-61-J20	1	THERMOSTAT, COOLING U NIT			
61-J23 GJ51-61-J23	5	SCREW, COOLING UNIT (G)			
61-520 FD01-61-520A	1	UNIT, COOLING (A)			

6150A COOLING UNIT (AIR CONDITIONER)
(OPTIONAL PARTS)

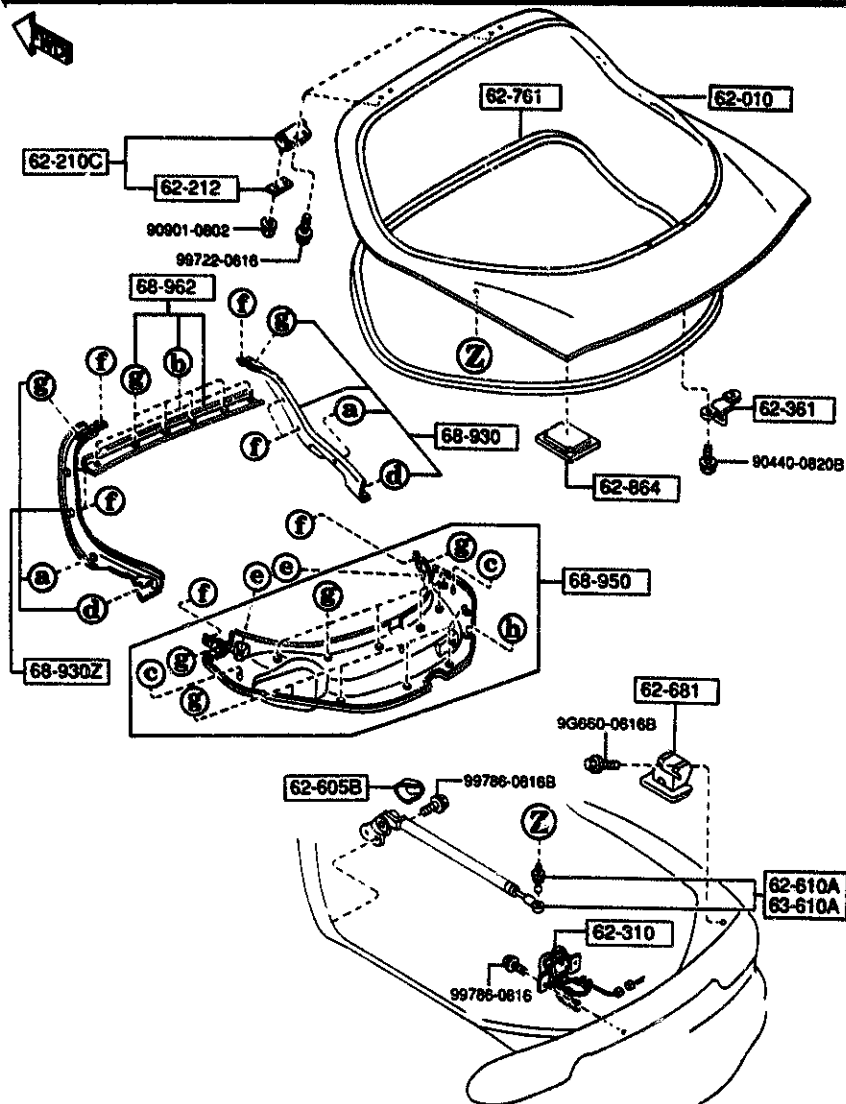
6150A -2 * COOLING UNIT (AIR CONDITIONER)
(OPTIONAL PARTS)



PART NO.	QTY	MODEL/RESTRICTION	MODEL/RESTRICTION	MODEL/RESTRICTION	FROM-TO
76-707E		INSULATOR			
HA14-76-707	2				
76-714F		GLIP			
H001-76-714	1				
76-717C		SCREW			
H001-76-717	1				

6230 LIFT GATE MECHANISMS

6230 -1 LIFT GATE MECHANISMS



PART NO.	QTY	MODEL/RESTRICTION	MODEL/RESTRICTION	MODEL/RESTRICTION	FROM-TO
62-010		BODY, LIFT GATE			
FD01-62-020A A (FD01-62-020D)	1				-2101
FD03-62-020A A (FD03-62-020D)	1				-2101
FD04-62-020A A (FD04-62-020D)	1				-2101
FD01-62-020D	1	((W/O SUN-RF)>(NOR.S USP))			2101-
FD03-62-020D	1	((W/O SUN-RF)>(HARD SUSP))			2101-
FD04-62-020D	1	(SUNROOF)			2101-
62-210C		HINGE, GLASS HATCH			
FD01-62-210A A (FD01-62-210B)	2				-2820
FD01-62-210B AN (FD01-62-210C)	2				2820-3106
FD01-62-210C	2				3106-
62-212		GASKET, HINGE-LIFT GA TE			
8001-62-212	2				
62-310		LOCK, LIFT GATE			
FD01-62-310	1				
62-361		STRIKER, LOCK			
KA01-62-361	1				
62-605B		COVER, DAMPER STAY			
FB01-62-615	2				
62-610A		STAY(R), DAMPER			
88FA-62-620	1	(SUNROOF) ((W/O SUN-RF)>(HARD SUSP))			
88F9-62-620	1	((W/O SUN-RF)>(NOR.S USP))			
62-681		WEDGE, LIFTGATE			
FD01-62-681A AN (FD01-62-681B)	2				-2C17
FD01-62-681B	2				2C17-
2101 FDSMMR-200251 2820 FDSMMR-210514 2C17 FDSMMR-210552 3106 FDSMMR-210567					

a	b	c	d	e	f	g	h
68-AD1	68-AD2	68-D21	68-172H	68-305B	68-865Q	68-865S	68-865U

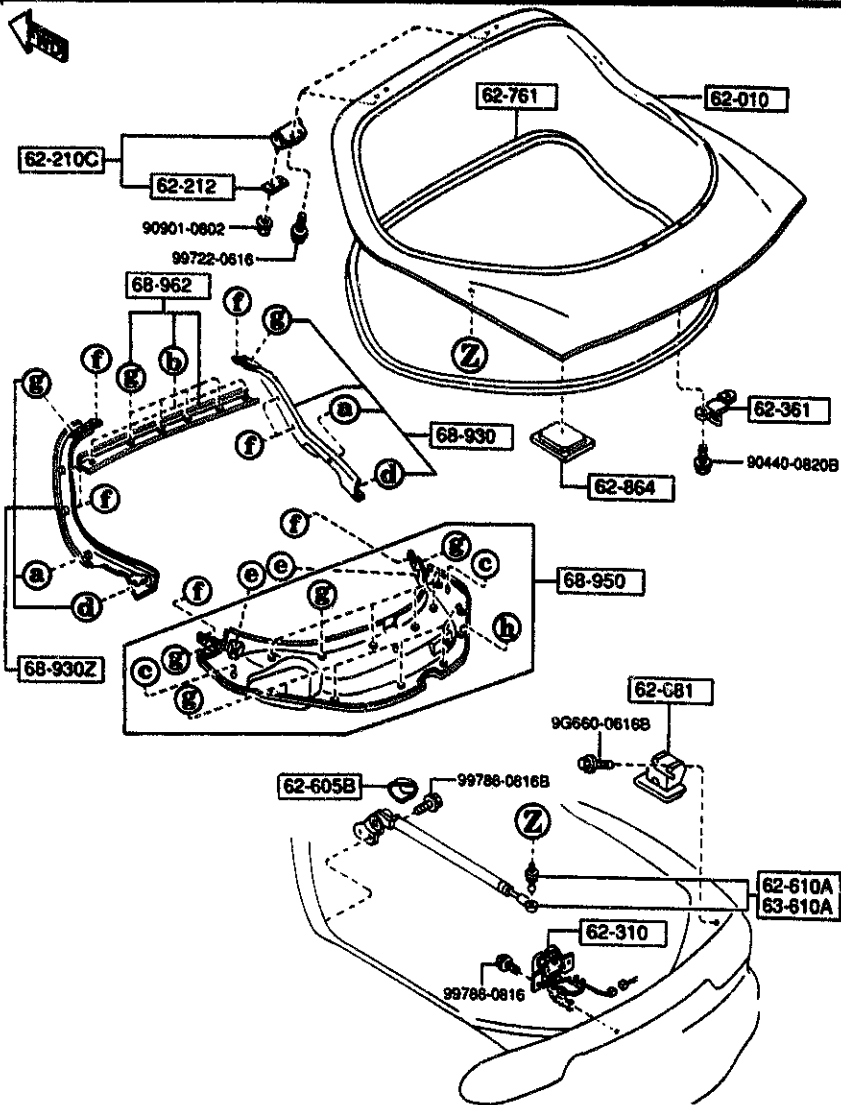
AUFA04

CAT. AUFA04-06

1994-09

6230 LIFT GATE MECHANISMS

6230 -2 LIFT GATE MECHANISMS



a	b	c	d	e	f	g	h
68-AD1	68-AD2	68-D21	68-172H	68-305B	68-865Q	68-865S	68-865U

PART NO.	QTY	MODEL/RESTRICTION	MODEL/RESTRICTION	MODEL/RESTRICTION	FROM-TO
62-761		WTHSTP ,LIFT GATE			
FDD1-62-761	1				
62-864		TAPE,PROTECTOR-STOPPER			
B467-62-864	2				
63-610A		STAY(L),DAMPER			
8BF5-63-620	1	((W/O SUN-RF))<(NDR.S USP)			
8BF6-63-620	1	(SUNROOF) ((W/O SUN-RF))<(HARD SUSP)			
68-AD1		CLIP,SLIDE			
B499-68-AD1A	2				
68-AD2		CLIP			
B455-68-AD2	2				
68-D21		CLIP,TRIM			
LA10-68-D21	2				
68-172H		FASTENER,CTR.P/UPP.			
B100-68-215A	2				
68-305B		HANGER,STRAP			
FDD1-68-301	2				
02	INT-	FE2 FE3 FE4 BLACK			
68-865Q		FASTENER			
GJ21-68-885B	8				
00	INT-	FE2 FE3 FE4 BLACK			
68-865S		CLIP,TRIM			
GJ12-68-865	19				
68-865U		CLIP,TRIM			
GJ21-68-865	1				
68-930		TRIM(R),LIFT GATE-SIDE			
FDD1-68-940B	1				

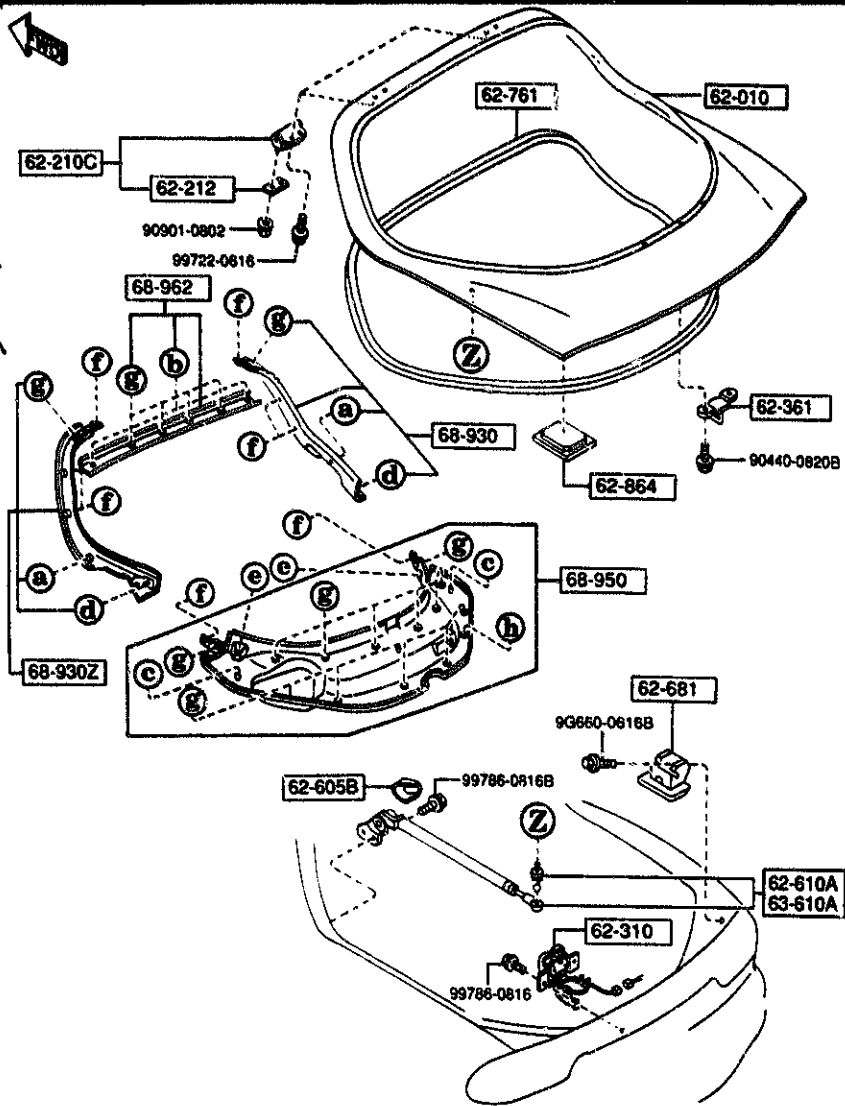
AUFA04

CAT. AUFA04-06

1994-09

6230 LIFT GATE MECHANISMS

6230 -3 M LIFT GATE MECHANISMS



a	b	c	d	e	f	g	h
68-AD1	68-AD2	68-D21	68-172H	68-305B	68-865Q	68-865S	68-865U

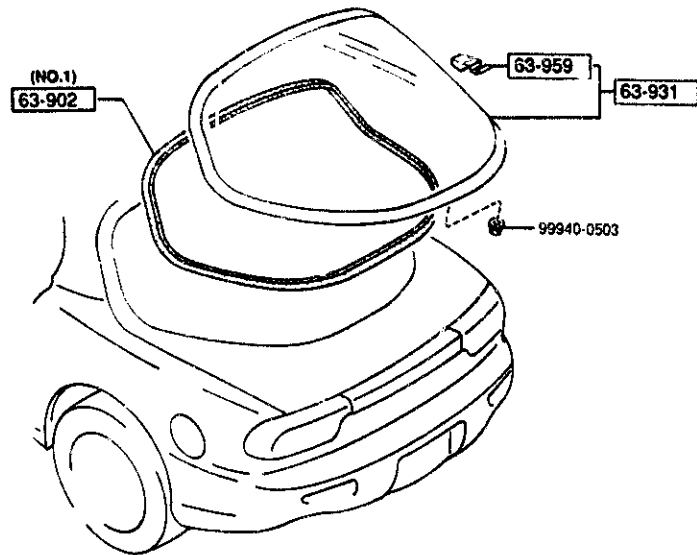
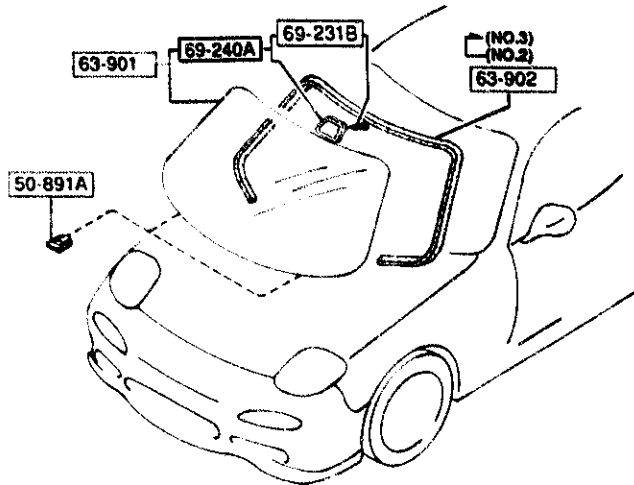
PART NO.	QTY	MODEL/RESTRICTION	MODEL/RESTRICTION	MODEL/RESTRICTION	FRUM-10
CONT'D					
02	INT-	FE2 FE3 FE4 BLACK			
68-930Z		TRIM(L),LIFT GATE-SI			
FD01-68-950B	1	DE			
02	INT-	FE2 FE3 FE4 BLACK			
68-950		TRIM,LIFTGATE-LOWER			
FD01-68-960B	1				-2B02
02	INT-	FE2 FE3 FE4 BLACK			
FD01-68-960C	1				2B02-
02	INT-	FE2 FE3 FE4 BLACK			
68-962		TRIM,LIFTGATE-UPPER			
FD01-68-930A	1				
02	INT-	FE2 FE3 FE4 BLACK			

2B02 FD3***-210514

AUFA04

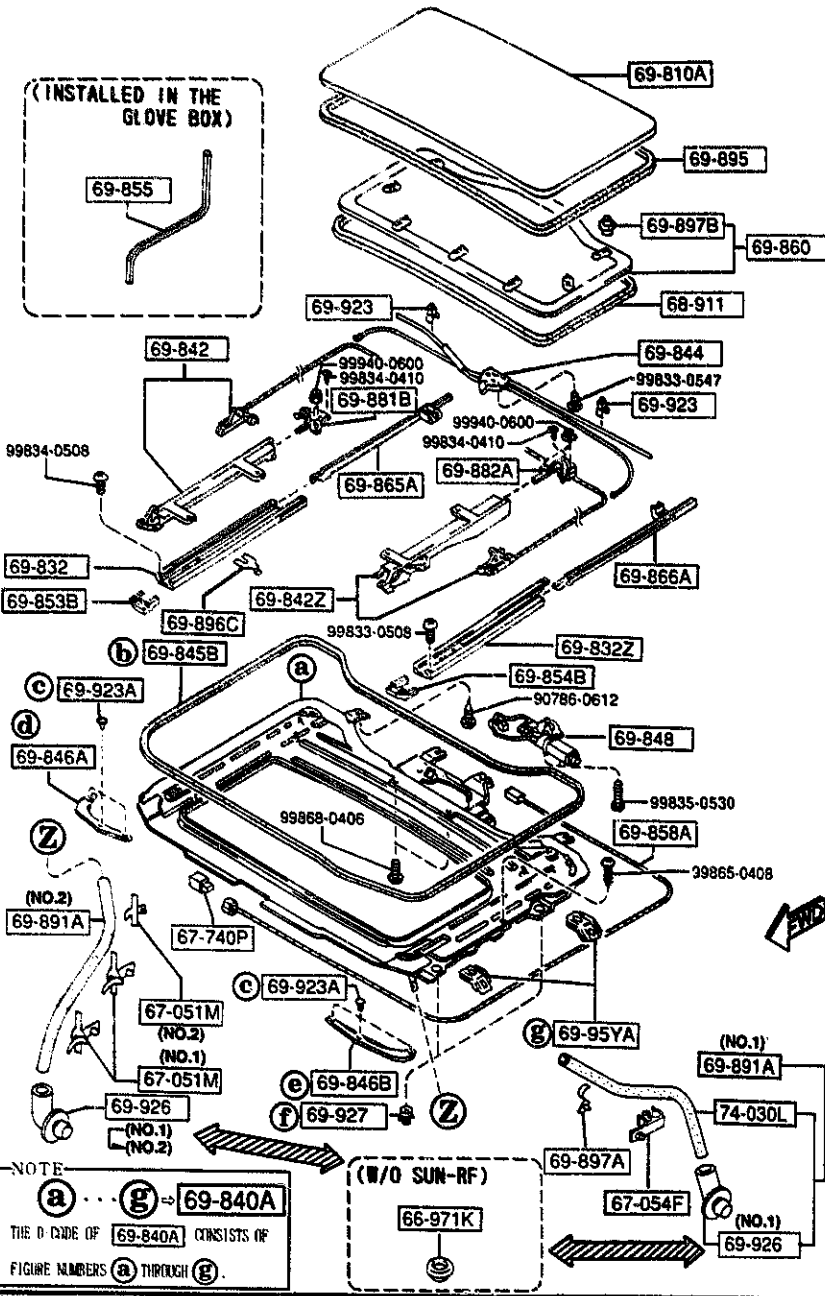
CAT. AUFA04-06

1994-09

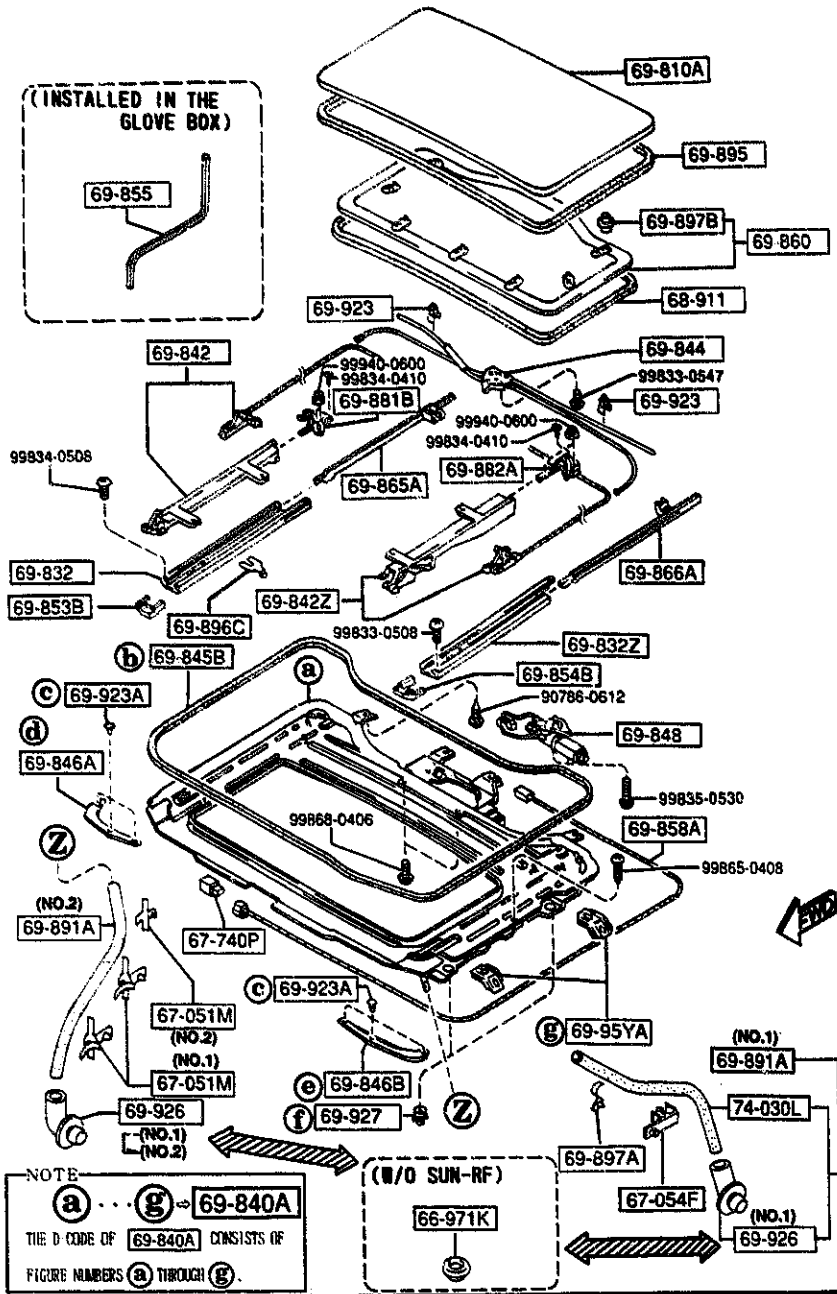


PART NO.	QTY	MODEL/RESTRICTION	MODEL/RESTRICTION	MODEL/RESTRICTION	FROM-TO
50-891A B455-50-891	2	SPACER, WINDOW BLACK			-3621
EA01-50-891	2	WHITE			3621-
63-901 FD01-63-900	1	GLASS, WINDSHIELD			
63-902 8545-63-902	1	DAM, FRT. WSHLD GLASS L=3850MM (ILLUST. NO.1)			
B481-50-894	1	L=3120MM (ILLUST. NO.2)			-2123
FD01-50-894	1	L=3120MM (ILLUST. NO.3)			2123-
63-931 FD01-63-930C AN(FD01-63-930D)	1	GLASS, BACK WINDOW			-2716
FD01-63-930D	1				2716-
63-959 FB01-63-959	3	TERMINAL, BACK WIND. GLASS			
69-231B HG30-69-119	2	SCREW			
69-240A HG31-69-240	1	BASE, INTERIOR MIRROR			

2123 FD3MM-201017
2716 FD3MM-209289



PART NO.	QTY	MODEL/RESTRICTION	MODEL/RESTRICTION	MODEL/RESTRICTION	FROM-TO
66-971K		GROMMET			
0222-66-971	4	(W/O SUN-RF)			
67-051M		CLIP			
B455-67-C31	2	(ILLUST. NO.1)			
GA2A-67-C33	1	(ILLUST. NO.2)			
67-054F		CLIP			
G030-67-052	2				
67-740P		RELAY, SLIDE ROOF			
EA05-69-873	1				
68-911		WELT, SEAMING			
FD01-69-981	1				-2201
02	INT-	FE2 BLACK			
17	INT-	FE4 RED			
33	INT-	FE3 TAN			
FD01-69-981A	1				2201-
02	INT-	FE2 BLACK			
17	INT-	FE4 RED			
33	INT-	FE3 TAN			
69-810A		PANEL, SLIDING ROOF			
FD01-69-810A	1				-2A01
A (FD01-69-810B)					
FD01-69-810B	1				2A01-
69-832		RAIL (R), GUIDE			
FD01-69-851	1				
69-832Z		RAIL (L), GUIDE			
FD01-69-852	1				
69-840A		FRAME, SLIDING ROOF			
FD01-69-840	1				
69-842		GUIDE (R), REAR			
FD01-69-864	1				
2201 FD3MXX-201428					
2A01 FD3MXX-210508					

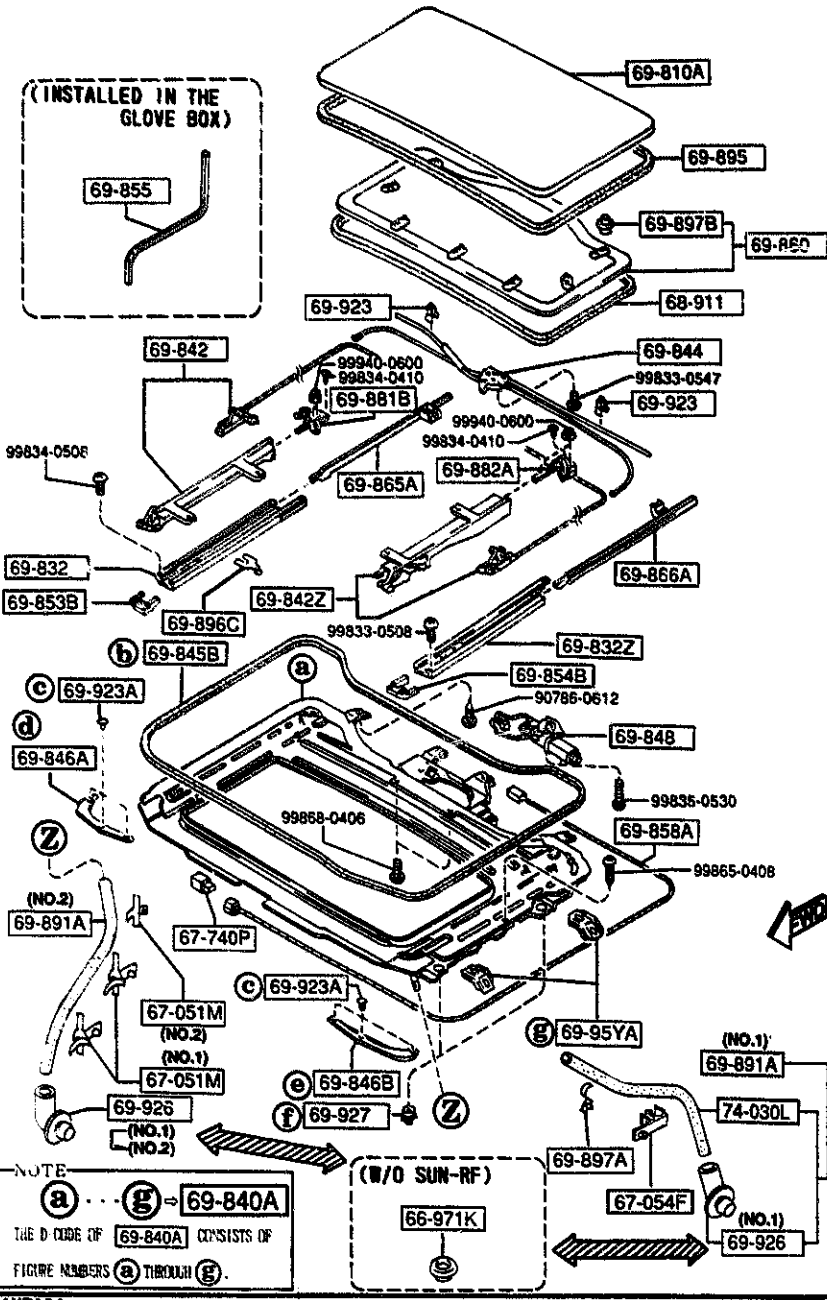


PART NO.	QTY	MODEL/RESTRICTION	MODEL/RESTRICTION	MODEL/RESTRICTION	FROM-TO
69-842Z		GUIDE(L), REAR			
FD01-69-865	1				
69-844		UNIT, DRIVE			
FD01-69-861	1				
69-845B		TAPE, SEAL-SLDG ROOF FRAME			
FD01-69-845	1				
69-846A		COVER 'A', FRAME-SLIDE ROOF			
FD01-69-846	1				
69-846B		COVER 'B', FRAME-SLIDE ROOF			
FD02-69-846	1				
69-848		MOTOR, SLIDING ROOF			
EA05-69-871	1				
69-853B		PLATE(R), POSITION-S. ROOF			
FD01-69-858	1				
69-854B		PLATE(L), POSITION-S. ROOF			
FD01-69-859	1				
69-855		HANDLE, SLIDING ROOF			
EA05-69-924	1				
69-858A		HARNES, SLIDING ROOF			
EA05-69-872	1				
69-860		TRIM, SLIDING ROOF			
FD01-69-960	1				-2201
02	INT-	FE2 BLACK			
17	INT-	FE4 RED			
33	INT-	FE3 TAN			
FD01-69-960A	1				2201-
02	INT-	FE2 BLACK			
17	INT-	FE4 RED			
33	INT-	FE3 TAN			
2201 FD3***-201428					

AUFA04

CAT. AUFA04-06

1994-09

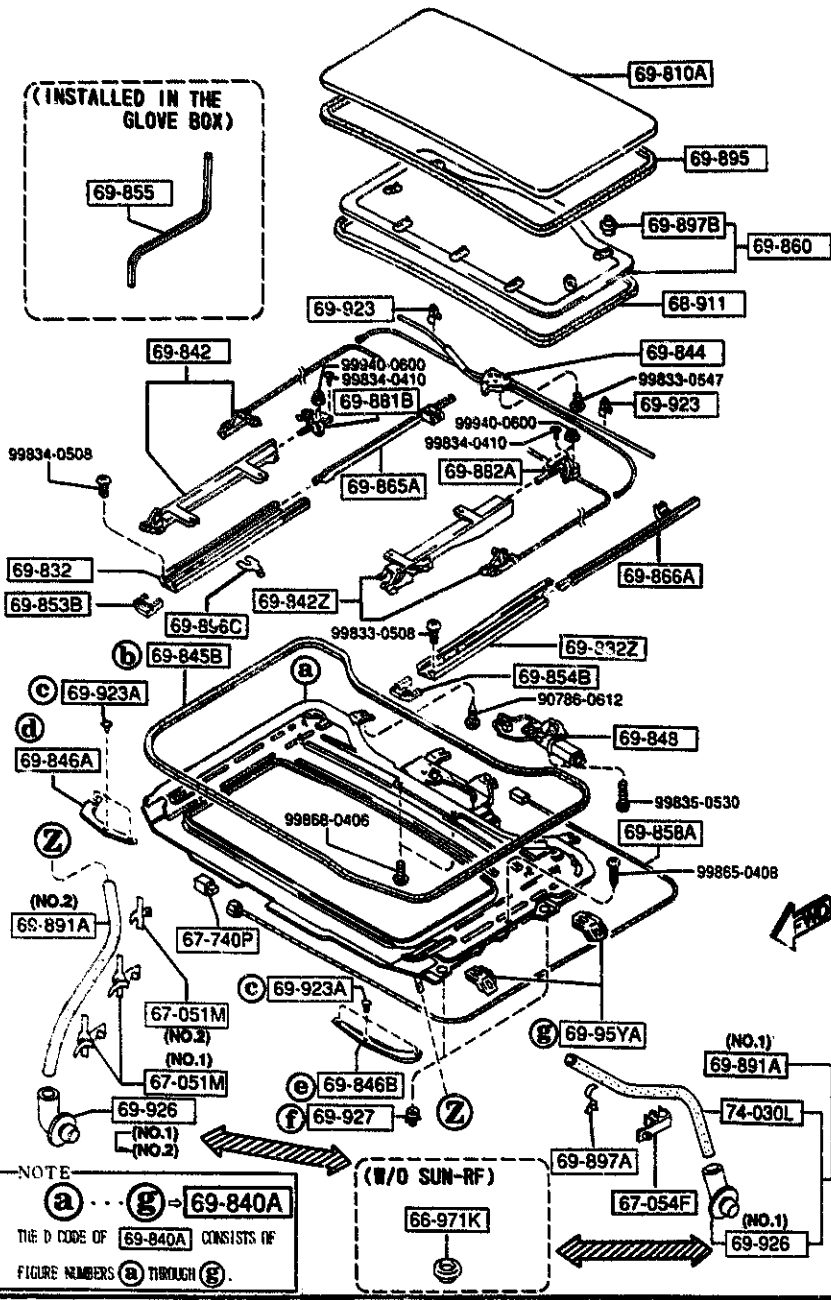


PART NO.	QTY	MODEL/RESTRICTION	MODEL/RESTRICTION	MODEL/RESTRICTION	FROM-TO
69-865A		SHUTTING(R), SLIDING ROOF			
FD01-69-9H1	1				
69-866A		SHUTTING(L), SLIDING ROOF			
FD01-69-9H2	1				
69-881B		PLATE(R), GUIDE			
FD01-69-9H3	1				
69-882A		PLATE(L), GUIDE			
FD01-69-9H4	1				
69-891A		HOSE, DRAIN-SUN ROOF FRONT			
FD04-69-920	2 (ILLUST. NO.1)				
FD01-69-921	2 (ILLUST. NO.2)				
69-895		WEATHERSTRIP, S/ROOF			
FD01-69-825A	1				
69-896C		SHIM, LOWER PANEL FRONT			
FB03-69-896A	4				
69-897A		CLIP			
G034-69-897	2				
69-897B		FASTENER, TRIM-SLIDE ROOF			
FB03-69-897	7				-2201
GA2B-69-897	7				2201-
69-923		CLIP, DRAIN HOSE-SUN ROOF			
FD01-69-929	2				
69-923A		CLIP, DRAIN HOSE-REAR			
FD01-69-923	6				
69-926		JOINT, DRAIN HOSE-REAR			
KA02-69-926	4 (ILLUST. NO.1)				-2701
KA02-69-926	2 (ILLUST. NO.1)				2701-
F100-69-926	2 (ILLUST. NO.2)				2701-3401
AN(F100-69-926A)					
2201 FD3MXX-201428 2701 FD3MXX-208628 3401 FD3MXX-210661					

AUFA04

CAT. AUFA04-06

1994-09



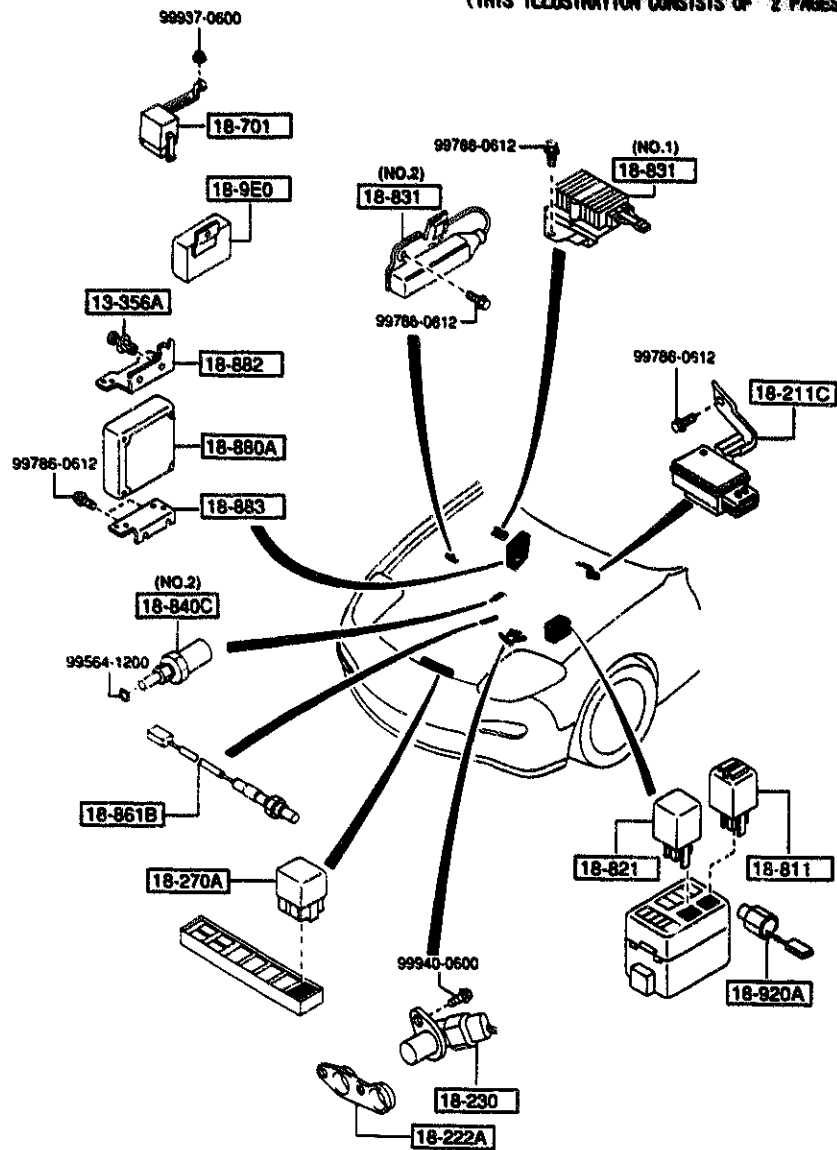
PART NO.	QTY	MODEL/RESTRICTION	MODEL/RESTRICTION	MODEL/RESTRICTION	FROM-TO
CONT'D					
F100-69-926A	2	(ILLUST. NO.2)			3401-
69-927		NUT, ADJUST-S/ROOF FR			
GA2B-69-927	4	AME			
69-95YA		BRACKET, SUN ROOF-FRO			
FD01-69-842	4	NT			
74-030L		HOSE, DRAIN-REAR			
FD04-69-922	2				
3401 FD3MM-210661					

AUFA04

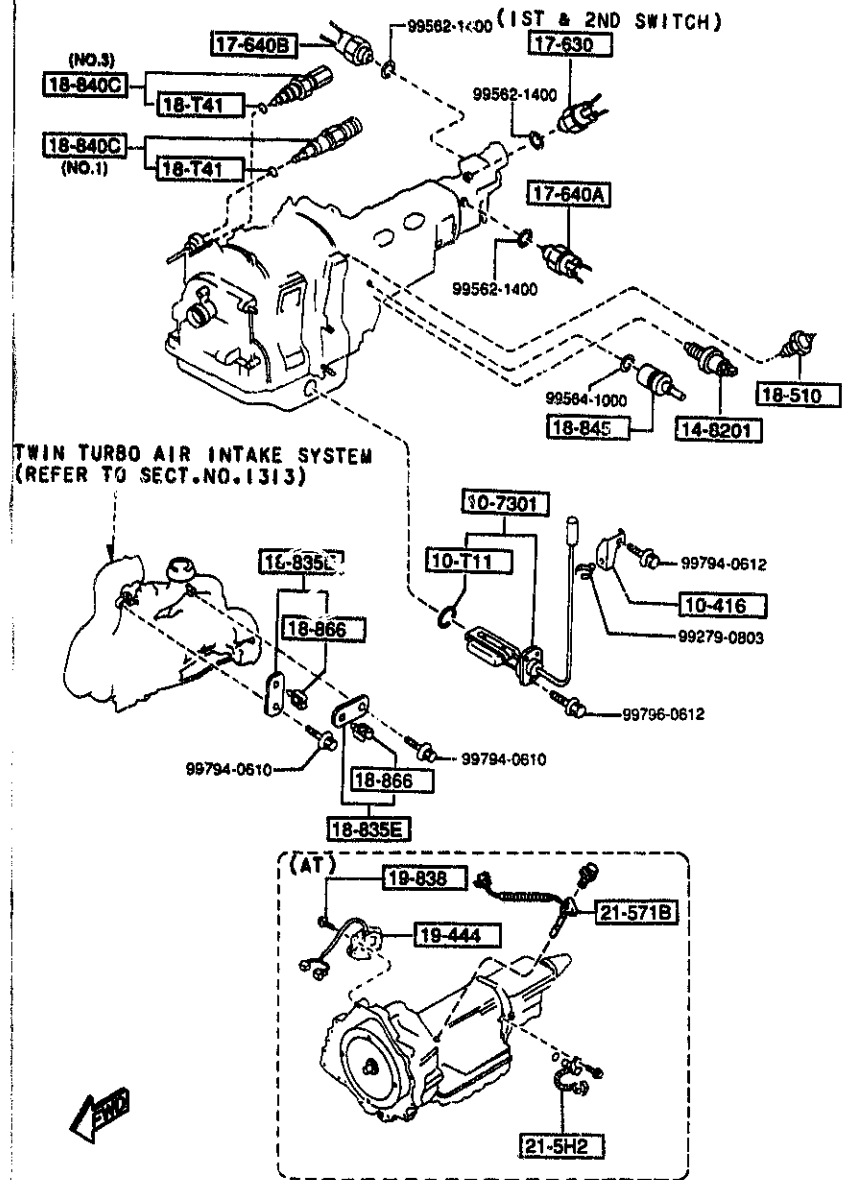
CAT. AUFA04-06

1994-09

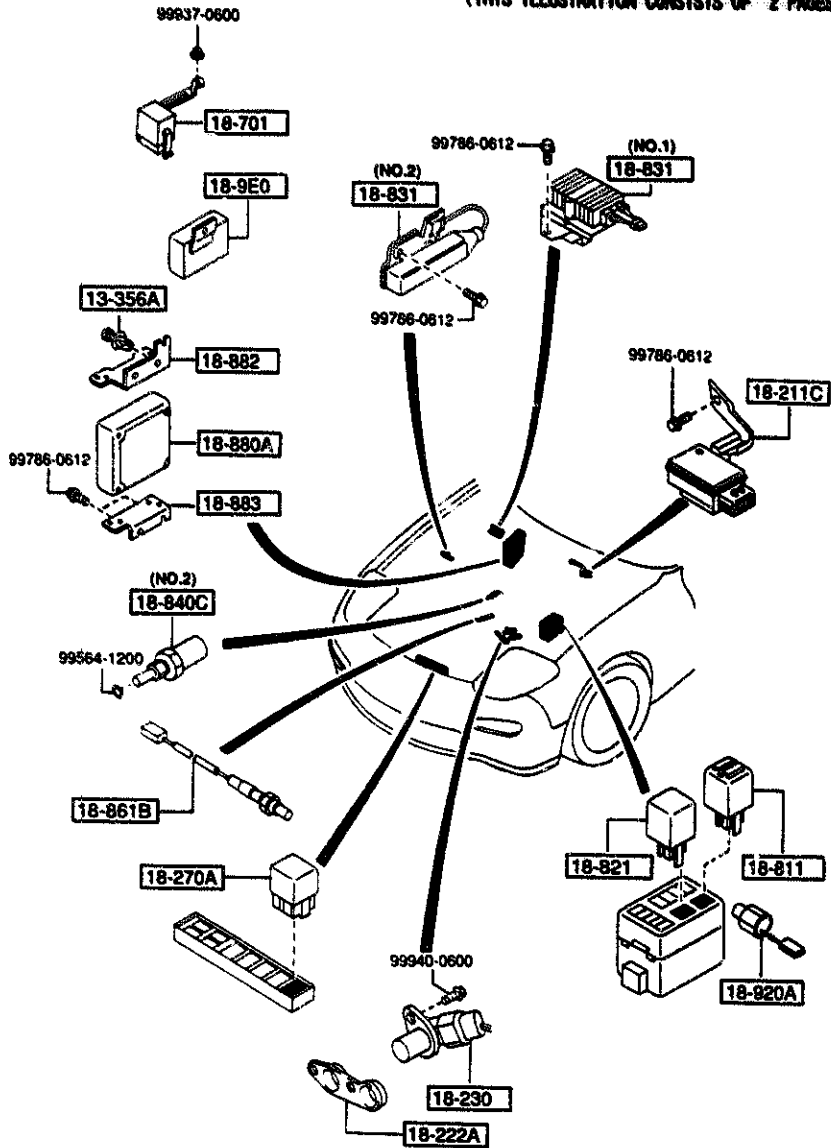
(THIS ILLUSTRATION CONSISTS OF 2 PAGES)



(THIS ILLUSTRATION CONSISTS OF 2 PAGES)

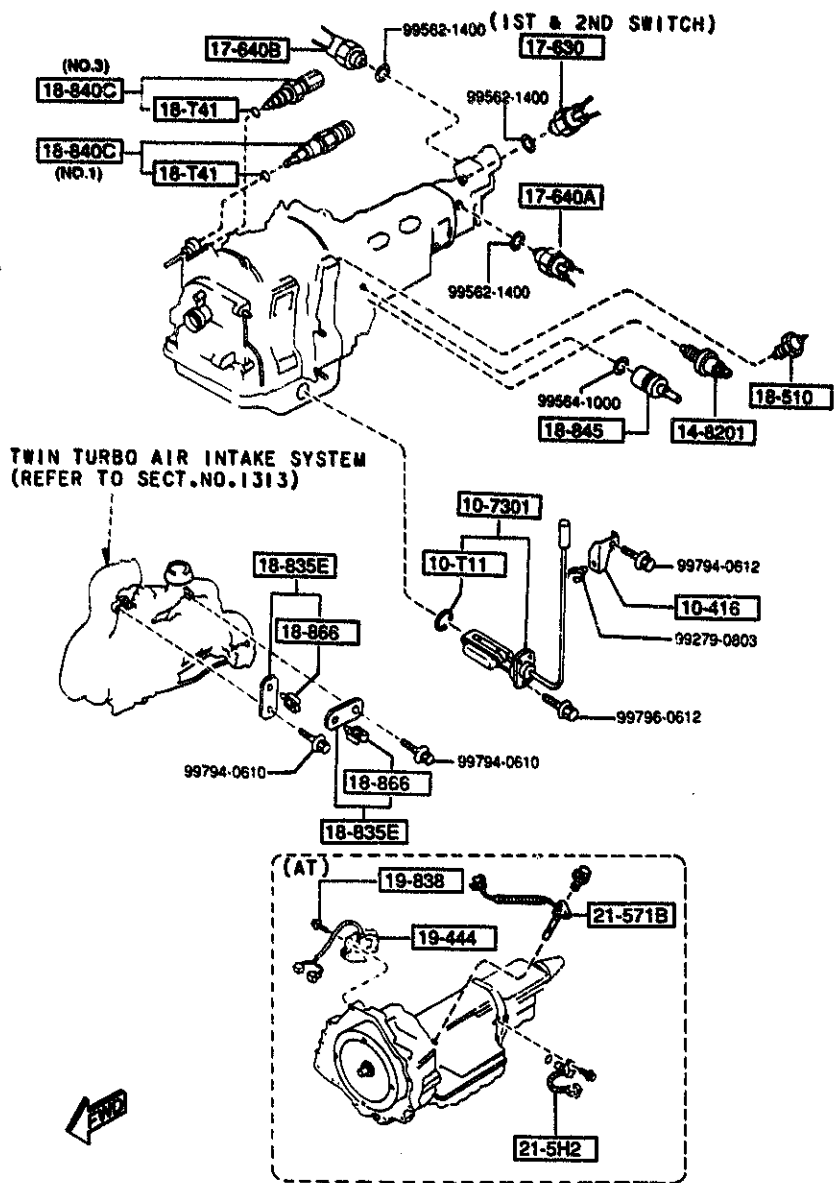


(THIS ILLUSTRATION CONSISTS OF 2 PAGES)



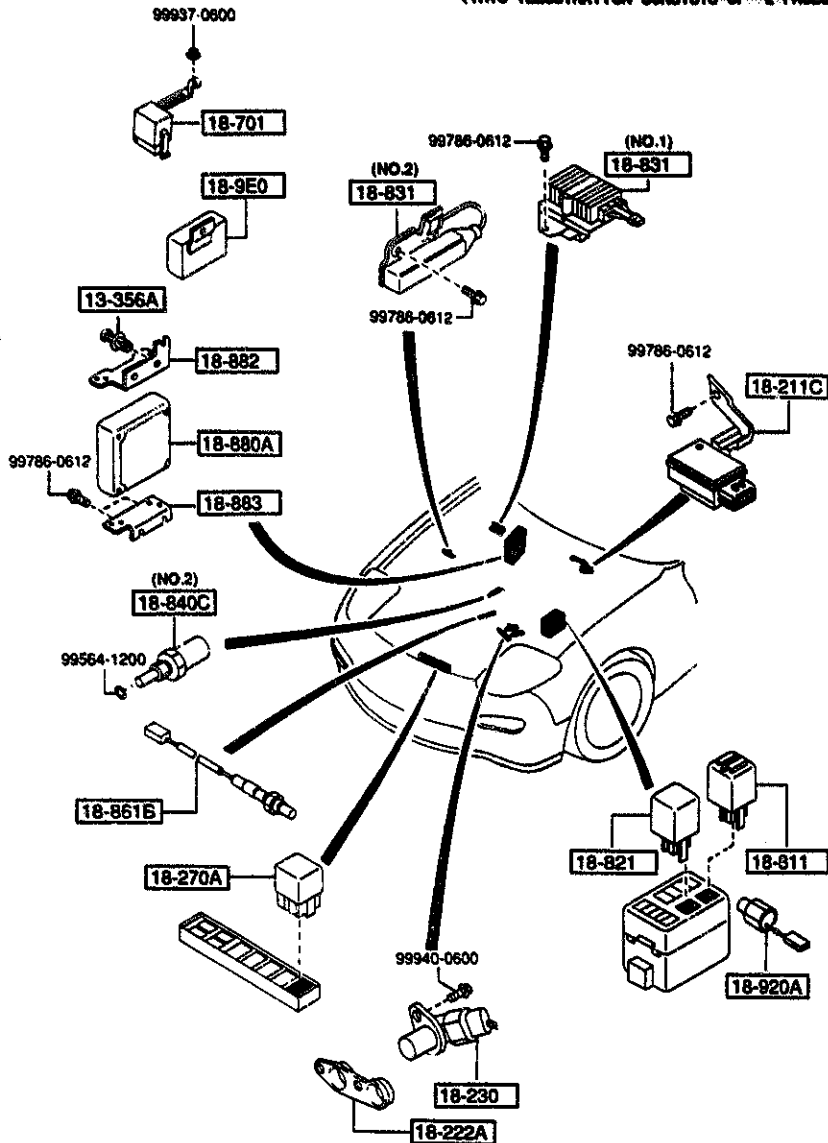
PART NO.	QTY	MODEL/RESTRICTION	MODEL/RESTRICTION	MODEL/RESTRICTION	FROM-TO
10-T11		RING, 'O'-OIL LEVEL S			
NS26-10-T11	1	SENSOR			
10-416		PLATE, LOCKING			
NSA1-10-416	1				
10-7301		SENSOR, OIL LEVEL			
NSA1-10-470	1				
13-356A		RIVET			
NS04-13-356B	1				
14-8201		GAUGE UNIT, OIL PRES.			
NSA1-14-820	1				
17-630		SWITCH			
R506-17-640	1 (MT)				
17-640A		SWITCH, PARK & NEUTRA			
R507-17-640	1 (MT)				
17-640B		SWITCH, BACK UP LAMP			
R508-17-640	1 (MT)				
18-T41		RING, 'O'-WATER THERM			
F885-18-T41	1 (MT)	O SW.			
F885-18-T41	2 (AT)				
18-211C		SENSOR, M.A.P.			
NSA1-18-211	1				
18-222A		PLATE, SENSOR			
NSA1-18-222	1				
18-230		SENSOR, CRANKSHAFT PO			
NSA1-18-221	2	SI.			
18-270A		RELAY, FUEL PUMP			
NF01-18-821	1				

(THIS ILLUSTRATION CONSISTS OF 2 PAGES)



PART NO.	QTY	MODEL/RESTRICTION	MODEL/RESTRICTION	MODEL/RESTRICTION	FROM-TO
18-510		UNIT, HEAT GAUGE			
JE15-18-51X	1	PANASONIC			
KL01-18-51X	1	NIHON THERMOSTAT			3401-
18-701		CONTROL UNIT			
N3A1-18-701	1				
18-811		RELAY, MAIN			
JE16-18-811	1	DENSO			
18-821		RELAY, FUEL PUMP			
NF02-18-821A	1				
18-831		RESISTOR			
N3A1-18-831	1	(ILLUST. NO.1)			
N3A2-18-831A	1	(ILLUST. NO.2) (AT)			
18-835E		BRACKET, BOOST SENSOR			
N3A1-18-835	2				
18-840C		SENSOR, TEMP.-ENG. COOLANT			
F202-18-840A	1	DENSO (ILLUST. NO.1)			
NF02-18-840	1	(ILLUST. NO.2)			
N370-18-840	1	(ILLUST. NO.3) (AT)			
18-845		SENSOR, IN. AIR TEMP			
N3A1-18-845	1				
18-861B		SENSOR, OXYGEN			
N3A1-18-861A	1				
18-866		CLIP			
E5A1-18-867	2				
18-880A		MODULE, POWERTRAIN CONTROL			
N3A1-18-881	1				
A (N3A1-18-881A)					
2709 FD3KXX-208988					
3401 FD3KXX-210661					
-2709					

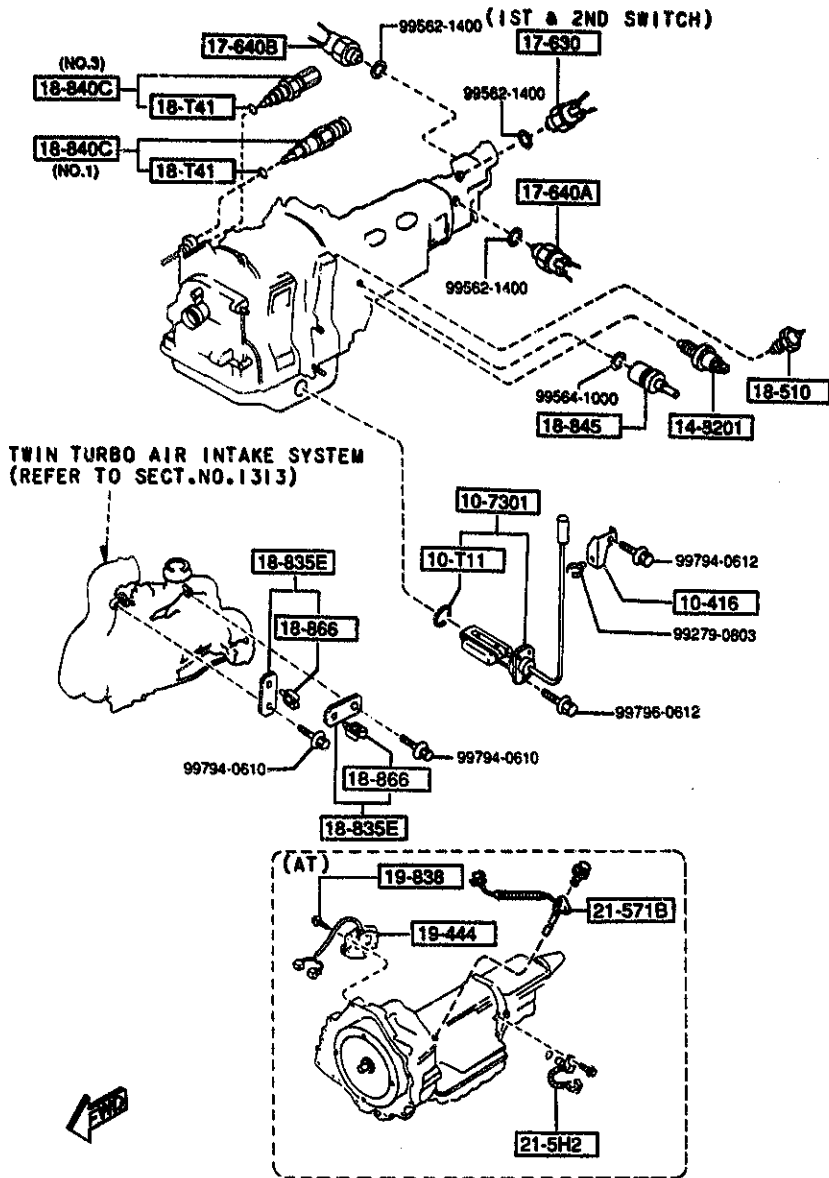
(THIS ILLUSTRATION CONSISTS OF 2 PAGES)



PART NO.	QTY	MODEL/RESTRICTION	MODEL/RESTRICTION	MODEL/RESTRICTION	FROM-TO
CONT'D					
N3A2-18-881	1				-2709
A (N3A2-18-881A)					
N3A3-18-881	1				-2709
A (N3A3-18-881A)					
N3A4-18-881	1				-2709
A (N3A4-18-881A)					
N3A1-18-881A	1	(FED.) (MT)			2709-
N3A3-18-881A	1	(CALIF.) (MT)			2709-
N3A2-18-881A	1				2709-2A23
A (N3A2-18-881B)					
N3A4-18-881A	1				2709-2A23
A (N3A4-18-881B)					
N3A2-18-881B	1	(FED.) (AT)			2A23-
N3A4-18-881B	1	(CALIF.) (AT)			2A23-
18-882		BRACKET, CONTROL UNIT			
N3A2-18-882	1				
18-883		BRACKET, CONTROL UNIT			
N3A2-18-883	1				
18-9E0		MODULE, PWT. CONTROL			
N3A2-18-9E1	1				-1C20
A (N3A2-18-9E1A)					
N3A2-18-9E1A	1				1C20-2511
A (N3A2-18-9E1B)					
N3A2-18-9E1B	1	(AT)			2511-
18-920A		SENSOR, KNOCK			
N3A1-18-921	1				
19-444		SWITCH, INHIBITOR			
BV65-19-444	1				-3301
A (BV65-19-444A)					
BV65-19-444A	1	(AT)			3301-
19-838		BOLT-HEX, HD WASHER			
BV11-19-429	3	(AT)			

1C20 FD3XXX-200104
 2511 FD3XXX-205980
 2709 FD3XXX-208988
 2A23 FD3XXX-210513
 3301 FD3XXX-210620

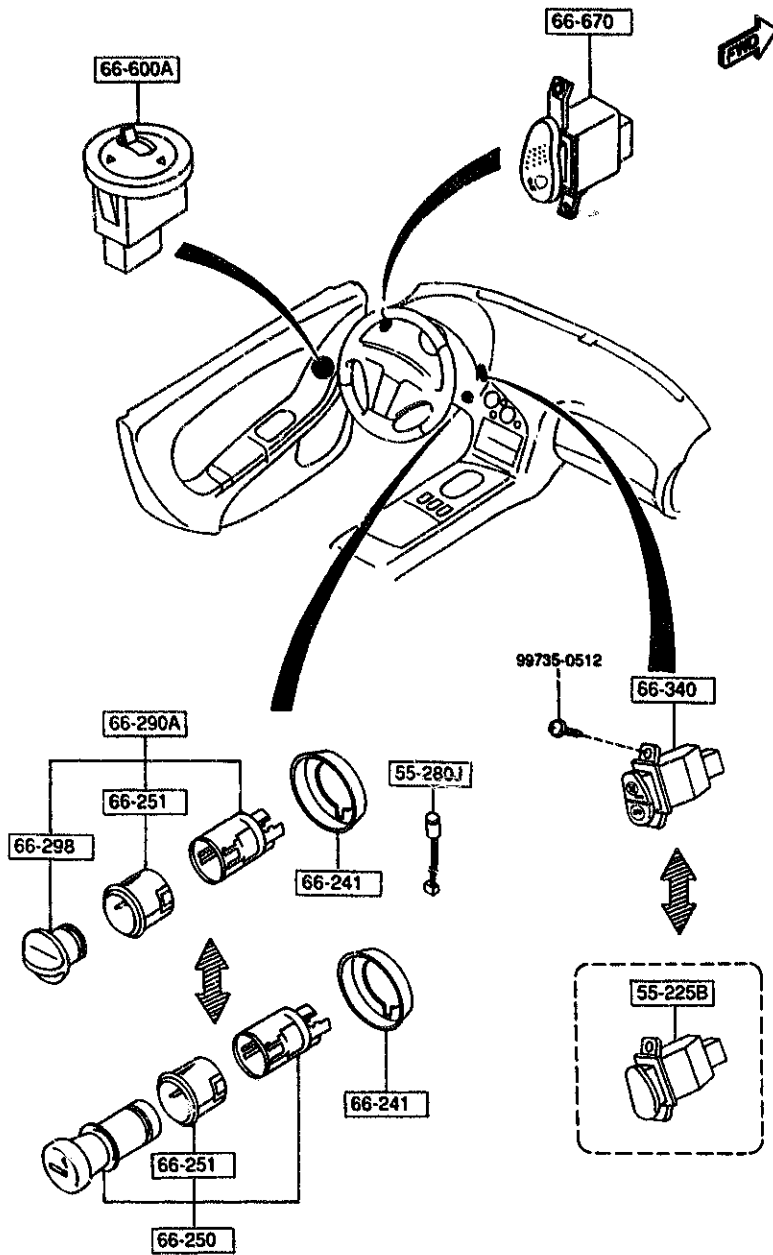
(THIS ILLUSTRATION CONSISTS OF 2 PAGES)



PART NO.	QTY	MODEL/RESTRICTION	MODEL/RESTRICTION	MODEL/RESTRICTION	FROM-TO
21-5H2		SENSOR, REVOLUTION			
BV65-21-5H2	1	(AT)			
21-571B		GENERATOR, SPEED PULS			
BV65-21-5H1	1	(AT)			

6610 DASHBOARD SWITCHES

6610 -1 N DASHBOARD SWITCHES



PART NO.	QTY	MODEL/RESTRICTION	MODEL/RESTRICTION	MODEL/RESTRICTION	FROM-TO
55-225B		COVER, HOLE			
FD03-55-225	1				
00	INT-	FE2 FE3 FE4 BLACK			
55-280J		BULB			
B456-60-223	1				
66-241		PROTECTOR			
FD01-66-241	1				
66-250		LIGHTER, CIGAR			
UB40-66-250	1	(NOR. SUSP)			1C21-
UB40-66-250	1	(HARD SUSP)			
66-251		RING, ILLUMINATION			
UB40-66-251	1				
66-290A		OUTLET			
F104-66-290	1	(HARD SUSP)			-1C21
66-298		CAP, OUTLET			
F104-66-298	1	(HARD SUSP)			-1C21
66-340		SWITCH, MAIN			
FD01-66-340	1	(NOR. SUSP)			
66-600A		SWITCH, RMT. MIRROR			
FD01-66-600A	1				
66-670		SWITCH, RETRACTOR			
FD01-66-670	1				
1C21 FD3MEX-200106					

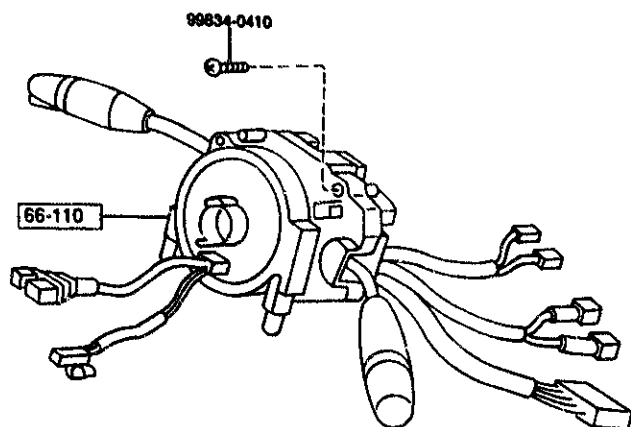
AUFA04

CAT. AUFA04-06

1994-09

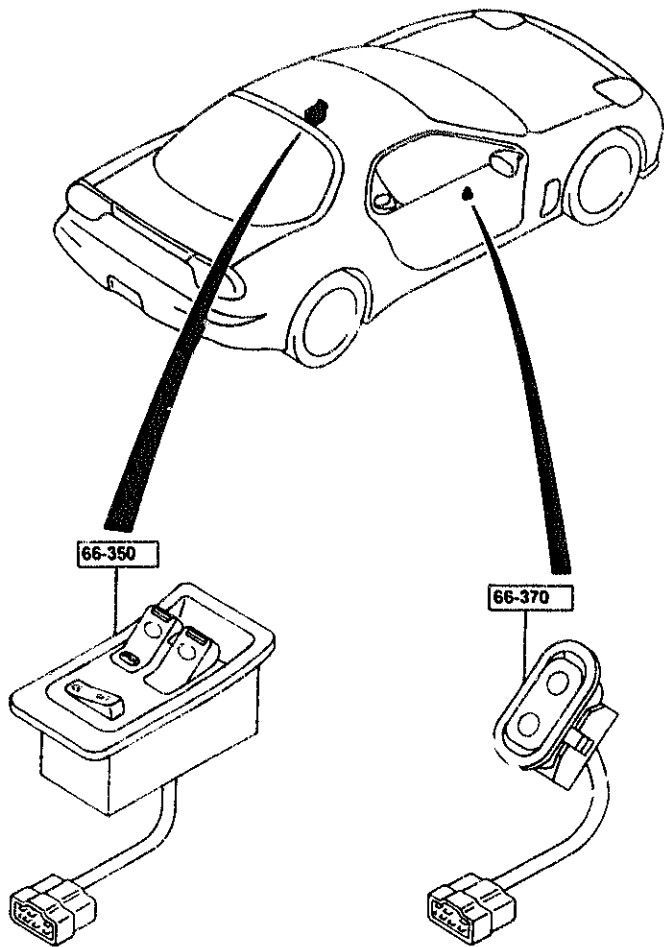
6611 COMBINATION SWITCH

6611 -1 M COMBINATION SWITCH



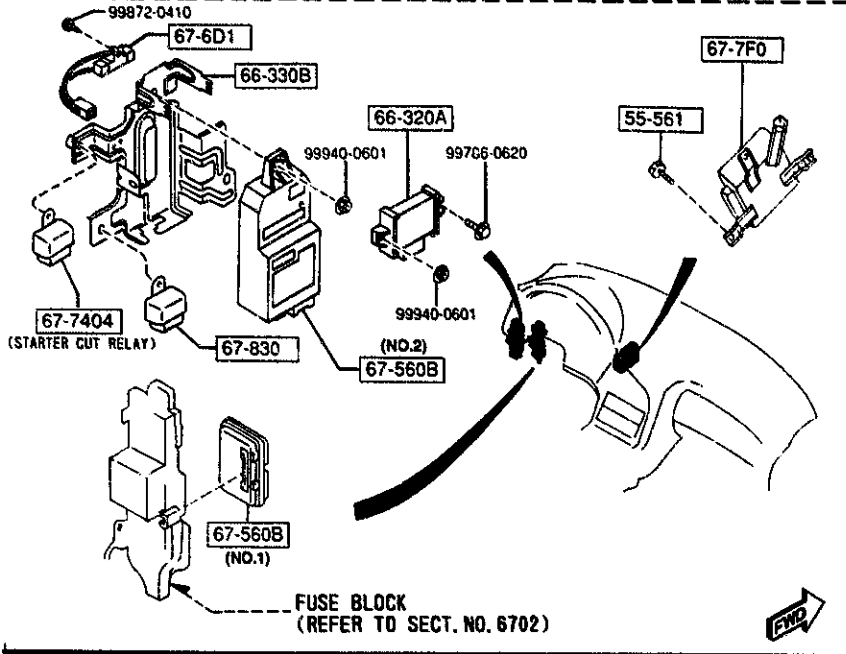
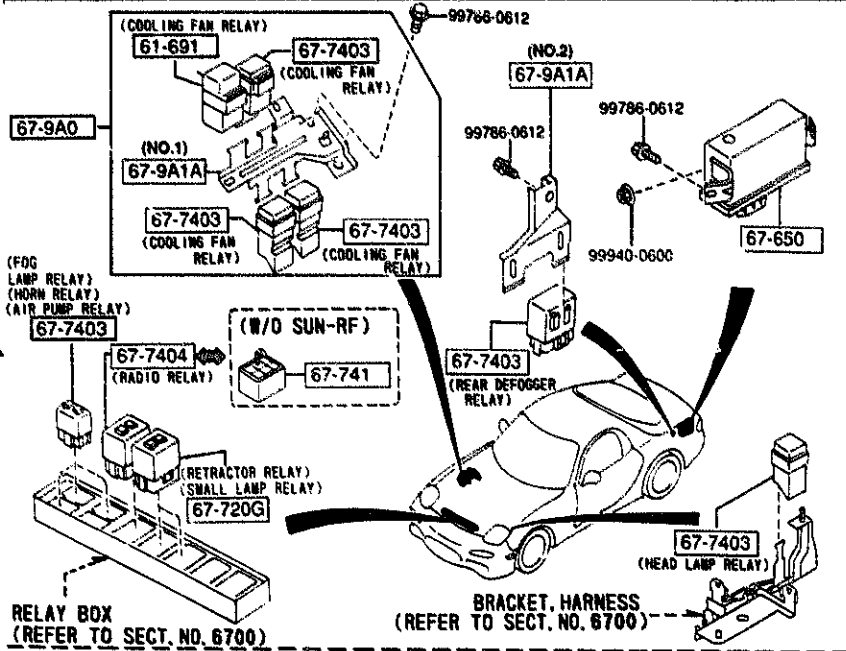
The inner parts of the combination switch with air bag are not serviced separately.

PART NO.	QTY	MODEL/RESTRICTION	MODEL/RESTRICTION	MODEL/RESTRICTION	FROM TO
66-110		SWITCH, COMBINATION			
FD01-66-120C AN(FD01-66-120D)	1				-1C25
FD04-66-120C A (FD04-66-120D)	1				-3401
FD01-66-120D A (FD01-66-120E)	1				1C25-3401
FD01-66-120E	1	(W/O SUN-RF)			3401-
FD04-66-120D	1	(SUNROOF)			3401-
1C25 FD3MM-200147 3401 FD3MM-210661					



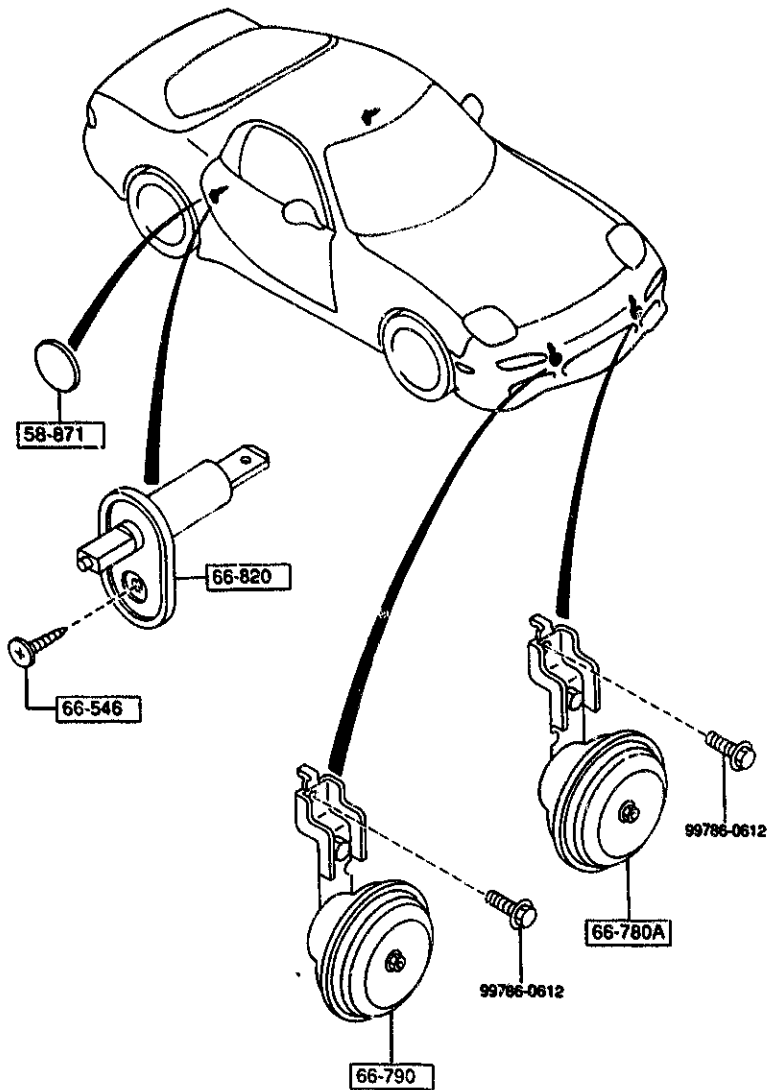
PART NO.	QTY	MODEL/RESTRICTION	MODEL/RESTRICTION	MODEL/RESTRICTION	FROM-TO
66-350 FD01-66-350C	1	SWITCH, POWER WINDOW			
66-370 FD01-66-370A	1	SWITCH, POWER WINDOW			

6630 RELAYS & UNIT (BODY)



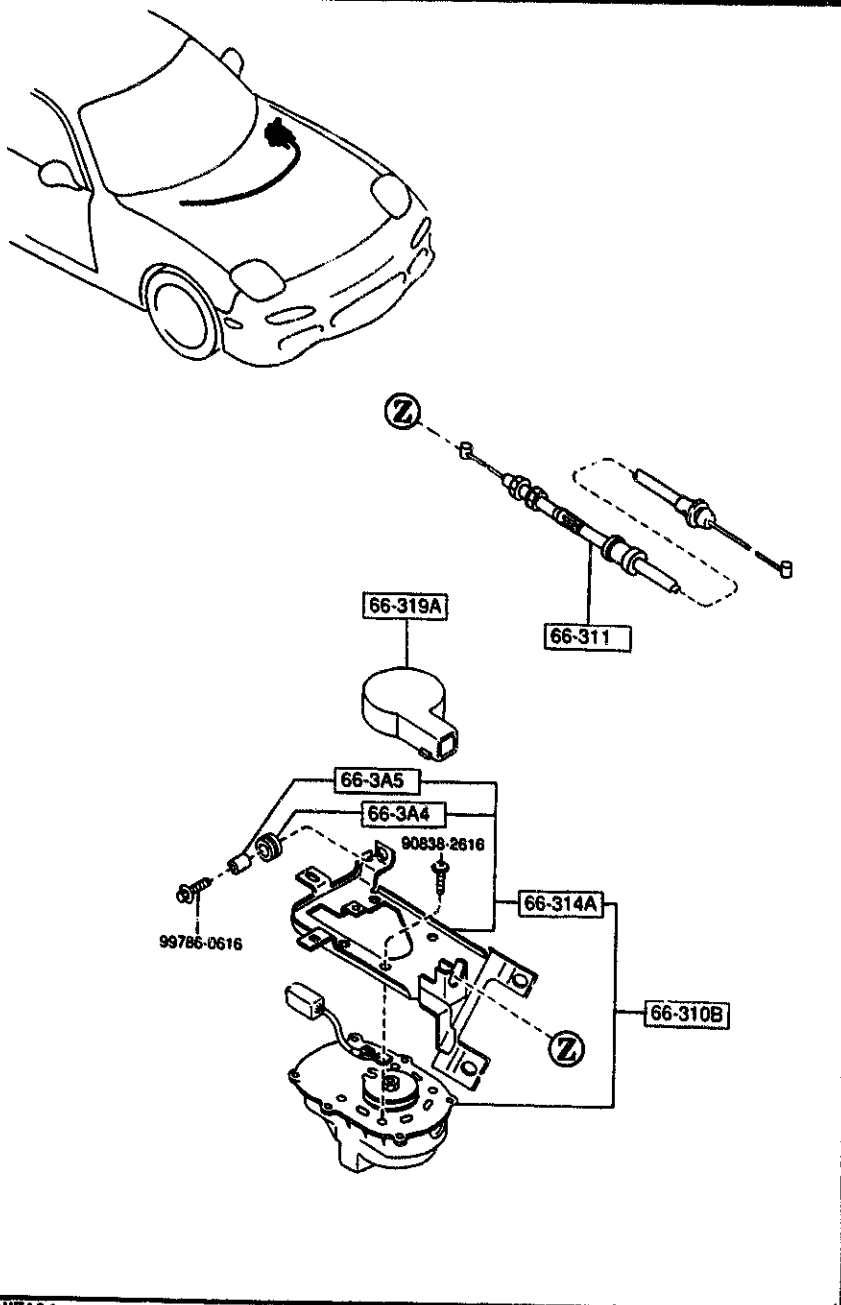
PART NO.	QTY	MODEL/RESTRICTION	MODEL/RESTRICTION	MODEL/RESTRICTION	FROM-TO
55-561		BOLT, INST. PANEL			
B455-55-561	3				
61-691		RELAY			
H380-61-690A	1	(COOLING FAN RELAY)			
66-320A		UNIT, A.C. CONTROL			
FD01-66-320A	1				
66-330B		BRACKET, A.C.C. BOX			
FD01-67-BCX AN(FD01-67-BCXB)	1				-2309
FD01-67-BCXB	1				2309-
67-560B		UNIT, CENTRAL PROCESSING			
FD01-67-580	1	(ILLUST. NO.1) (MT)			
FD02-67-580	1	(ILLUST. NO.1) (AT)			
FD01-67-560 A (FD01-67-560A)	1				-2608
FD01-67-560A	1	(ILLUST. NO.2)			2608-
67-6D1		RESISTOR, INTERLOCK			
M020-67-6D1	1	(AT)			
67-650		BOX, CONTROL-A.B.S.			
FD01-67-650	1				
67-7F0		UNIT, DIAGNOSIS-AIR BAG			
FD01-67-7F0B A (FD01-67-7F0C)	1				-2122
FD01-67-7F0C	1				2122-
67-720G		RELAY, TRANSFER			
KAS2-67-720	2	(SMALL LAMP RELAY) (RETRACTOR RELAY)			
67-7403		RELAY, N.O.			
GE10-67-730	1	(HEAD LAMP RELAY)			
KE10-67-730	3	(COOLING FAN RELAY)			
H270-67-740	30A				

2122 FD3***-200962
2309 FD3***-203215
2608 FD3***-207441



PART NO.	QTY	MODEL/RESTRICTION	MODEL/RESTRICTION	MODEL/RESTRICTION	FROM TO
58-871	2	PROTECTOR, DOOR SWITC			
EAD1-66-547 AN(EAD1-66-547A)	2				-2311
EA01-66-547A	2				2311-
66-546	2	SCREW, DOOR SWITCH			
LA01-66-546	2				
66-780A	1	HORN, HIGH TONE			
F100-66-780A	1				
66-790	1	HORN, LOW TONE			
FD01-66-790A	1				
66-820	2	SWITCH, DOOR			
8455-66-540	2				



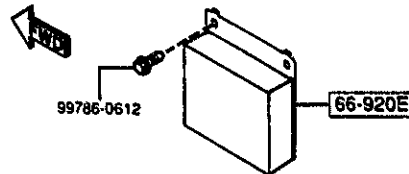
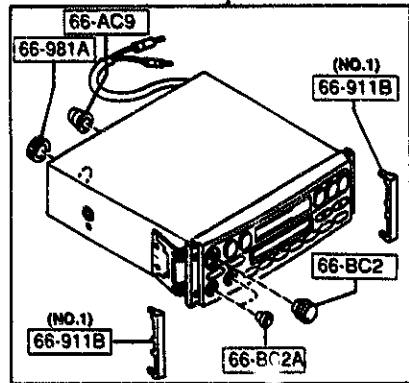
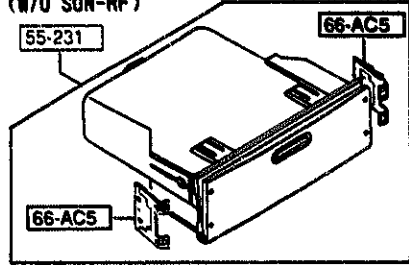
2311 F03MXX-203346




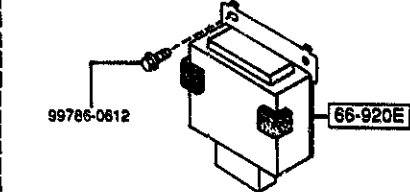
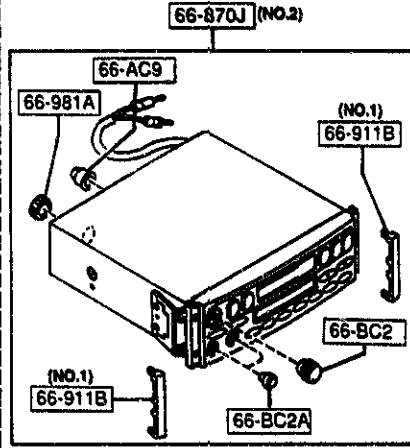
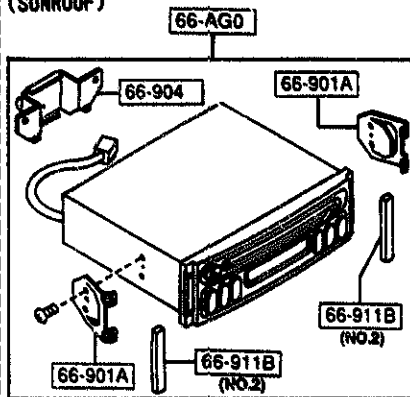
PART NO.	QTY	MODEL/RESTRICTION	MODEL/RESTRICTION	MODEL/RESTRICTION	FROM-TO
66-3A4 UE54-66-3A4	3	GROMMET, ACTUATOR			
66-3A5 UE54-66-3A5	3	SPACER, ACTUATOR			
66-310B FD01-66-310C	1	ACTUATOR, A.C.C.			
66-311 FD01-66-311B	1	WIRE, A.C.C.			
66-314A FD02-66-3AXC	1	BRACKET, A.C.C.			
66-319A GN55-66-319C A (GN55-66-319D)	1	COVER, ACTUATOR			-2701
GN55-66-319D	1				2701-
2701 FD3MMK-208628					

6680 AUDIO SYSTEMS (RADIO & TAPE DECK)

(W/O SUN-RF)



(SUNROOF)

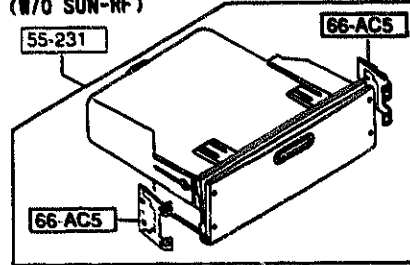


PART NO.	QTY	MODEL/RESTRICTION	MODEL/RESTRICTION	MODEL/RESTRICTION	FROM-TO
55-231		ORNAMENT, STEREO			
FD01-66-9M0C A (FD01-66-9MOD)	1	(W/O SUN-RF)			-2128
FD01-66-9MOD	1	(W/O SUN-RF)			2128-
66-AC5		SPRING, A/DIG			
E016-66-AC5	2	(W/O SUN-RF)			2128-
66-AC9		RUBBER, REAR-ET. & CO MBI.			
FD01-66-AC9	1				
66-AG0		PLAYER, COMPACT DISC			
FD04-66-9G0B	1				
66-BC2		KNOB, VOLUME-TUNER & DECK			
FD01-66-BC1	1				
66-BC2A		KNOB, BASS/TREBLE			
FD01-66-BC2	2				
66-870J		AUDIO SET			
FD01-66-9C0B	1	(ILLUST. NO.1) (W/O SUN-RF)			
FD04-66-9C0B	1	(ILLUST. NO.2) (SUNROOF)			
66-901A		BRACKET(R), TUNER			
FD04-66-AW1	2	(SUNROOF)			
66-904		BRACKET, REAR			
FD04-66-AW6	1	(SUNROOF)			
66-911B		COVER, HOLE			
FD01-66-BC4	2	(ILLUST. NO.1)			
FD04-66-BC4	2	(ILLUST. NO.2) (SUNROOF)			
66-920E		AMP, POWER-FRONT			
FD01-66-920A	1	(W/O SUN-RF)			
FD04-66-920A	1	(SUNROOF)			

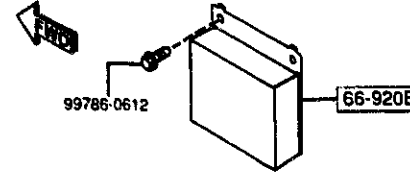
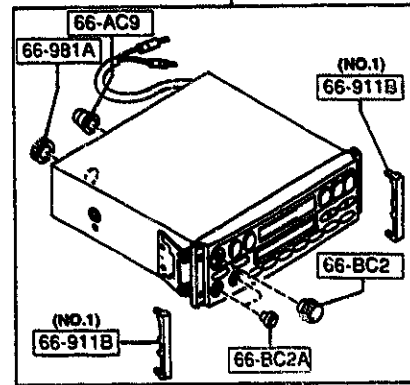
2128 FD3MM-201213

6680 AUDIO SYSTEMS (RADIO & TAPE DECK)


(W/O SUN-RF)



66-870J (NO.1)



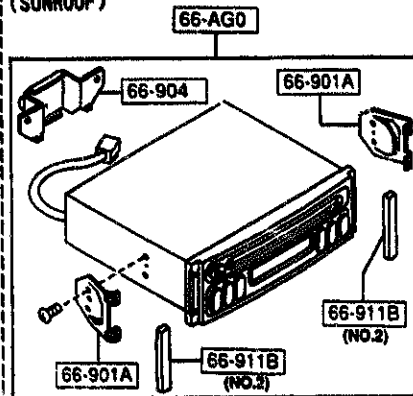
(NO.1)
66-870J



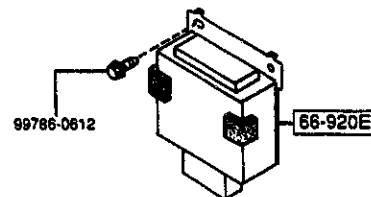
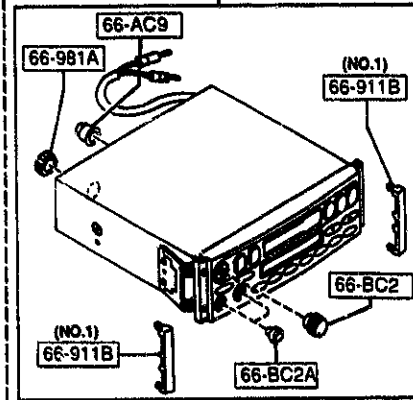
(NO.2)
66-870J



(SUNROOF)



66-870J (NO.2)



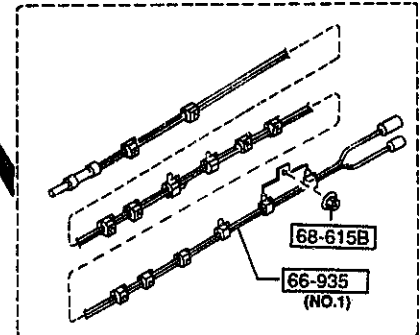
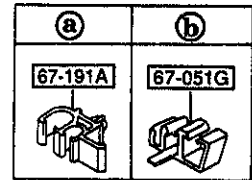
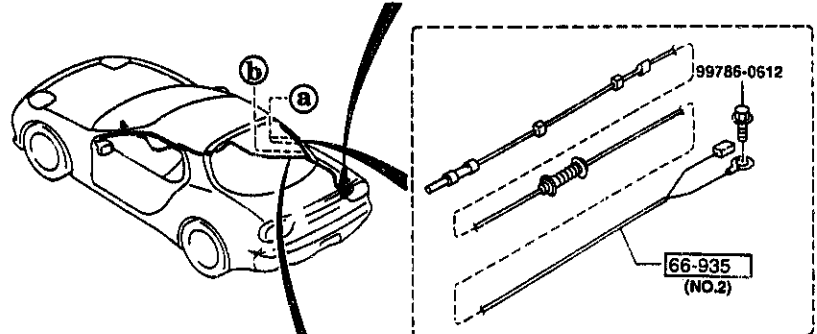
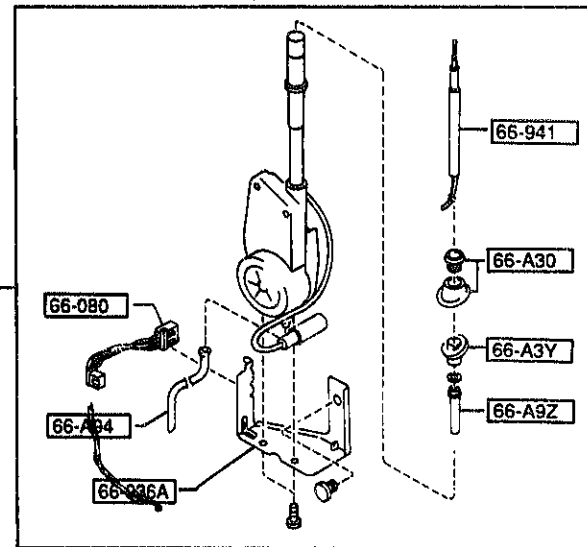
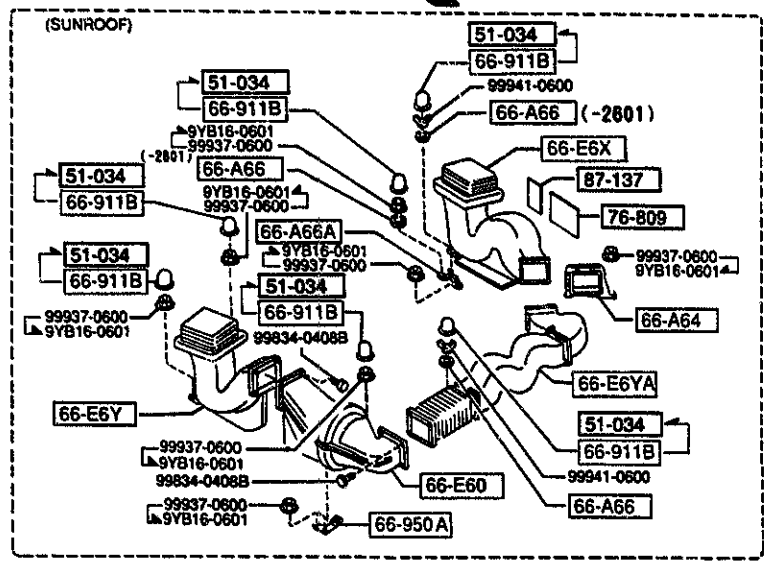
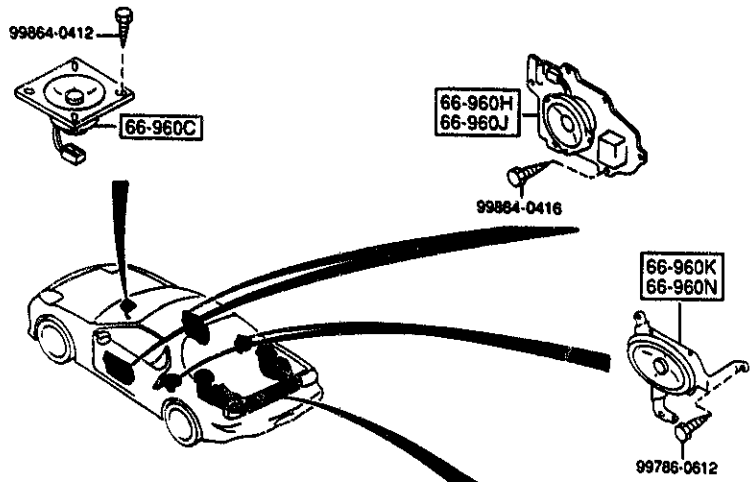
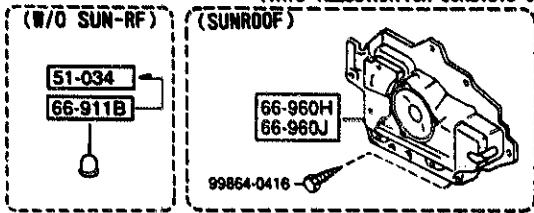
66-AGO



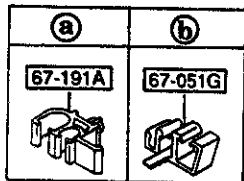
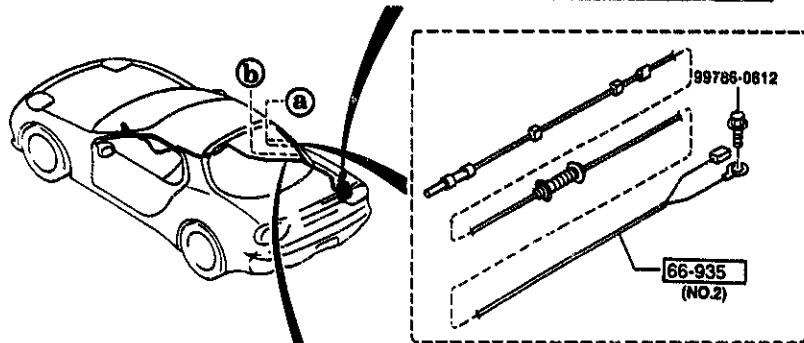
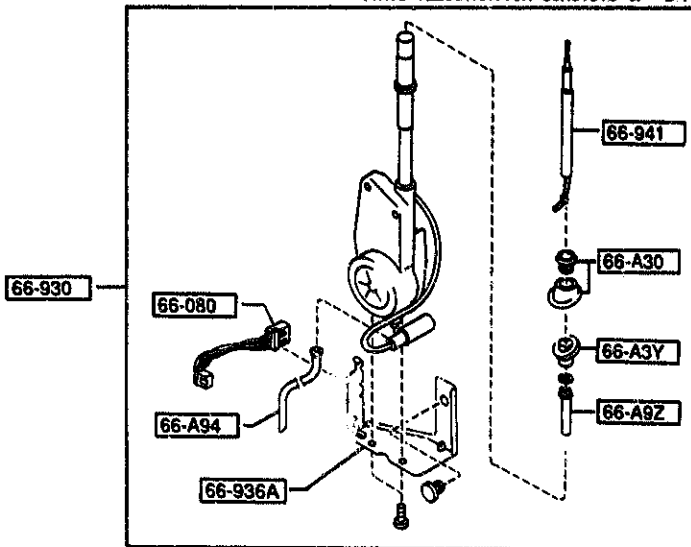
PART NO.	QTY	MODEL/RESTRICTION	MODEL/RESTRICTION	MODEL/RESTRICTION	FROM-TO
66-981A FD01-66-BC9	1	CONNECTOR, SHORT			

(THIS ILLUSTRATION CONSISTS OF 2 PAGES)

(THIS ILLUSTRATION CONSISTS OF 2 PAGES)

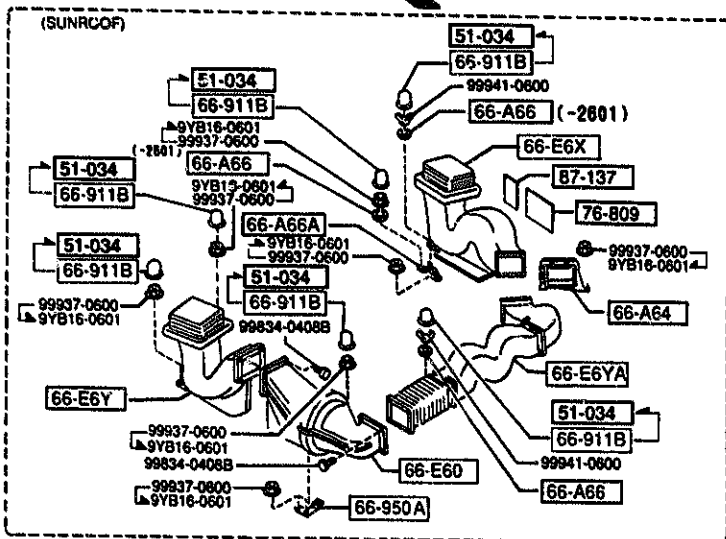
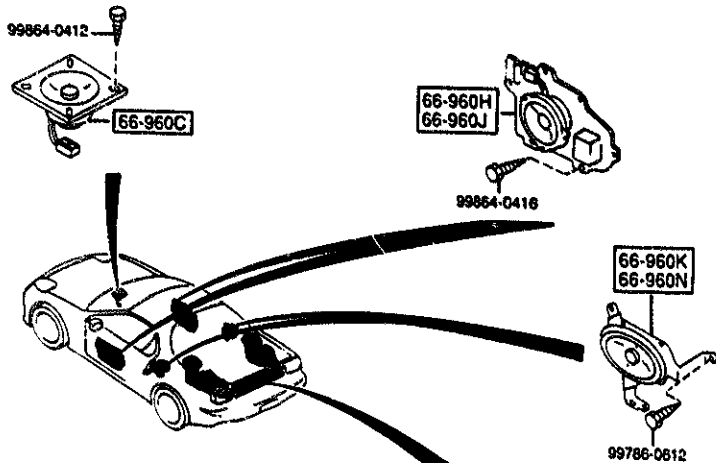
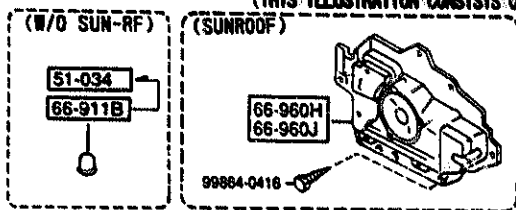


(THIS ILLUSTRATION CONSISTS OF 2 PAGES)



PART NO.	QTY	MODEL/RESTRICTION	MODEL/RESTRICTION	MODEL/RESTRICTION	FROM-TO
66-080		CORD			
FD01-66-D10	1				
66-911B		COVER, HOLE			
FD01-66-FE4	6	(SUNROOF)			-2128
FD01-66-FE4	8	(W/O SUN-RF)			-2128
66-930		ANTENNA, RADIO			
FD01-66-930B	1				
66-935		FEEDER-ANTENNA			
FD01-66-940B	1	(ILLUST. NO.1)			
FD02-66-940C	1	(ILLUST. NO.2)			
66-936A		BRKT, MOTOR-ANTENNA			
FD01-66-A9X	1				
66-941		POLE, ANTENNA			
FD01-66-A3X	1				
66-950A		BRACKET(L), SPEAKER			
FD10-66-A65A	1	(SUNROOF)			
66-960C		SPEAKER, FRONT			
FD01-66-960A	1	(W/O SUN-RF)			
FD04-66-960A	1	(SUNROOF)			
66-960H		SPEAKER(R), LOUD-DOOR			
FD02-66-96XC	1				-2222
A (FD02-66-96XD)					
FD09-66-960A	1				-2A01
A (FD09-66-960C)					
FD02-66-96XD	1	(W/O SUN-RF)			2222-
FD09-66-960C	1	(SUNROOF)			2A01-
66-960J		SPEAKER(L), LOUD-DOOR			
FD02-66-96YC	1				-2222
A (FD02-66-96YD)					
FD08-66-960A	1				-2A01
A (FD08-66-960C)					
FD02-66-96YD	1	(W/O SUN-RF)			2222-
2128 FD3MXX-201213 2222 FD3MXX-202524 2A01 FD3MXX-210508					

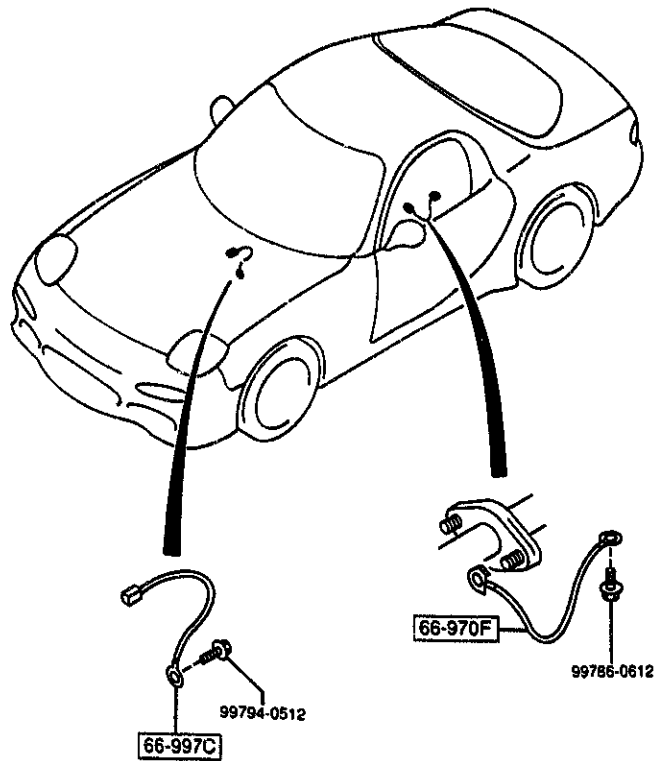
(THIS ILLUSTRATION CONSISTS OF 2 PAGES)



PART NO.	QTY	MODEL/RESTRICTION	MODEL/RESTRICTION	MODEL/RESTRICTION	FROM-TO
CONT'D					
FD08-66-960C	1	(SUNROOF)			2A01-
66-960K		SPEAKER(R), LOUD-RR			
FD06-66-96X	1	(W/O SUN-RF)			
66-960N		SPEAKER(L), REAR			
FD06-66-96Y	1	(W/O SUN-RF)			
67-0510		CLIP			
BU93-67-051	1				
67-191A		CLIP			
B467-67-CE1	2				
68-615B		NUT, FLANGE-CAP			2201-
B100-68-615	1				
76-809		FELT			
FD08-66-E05A	1	(SUNROOF)			
87-137		FELT			
FD11-66-E05	2	(SUNROOF)			
2201 FDSMM-201428					
2A01 FDSMM-210508					

6684 AUDIO SYSTEMS(NOISE SUPPRESSOR & EARTH CORD)

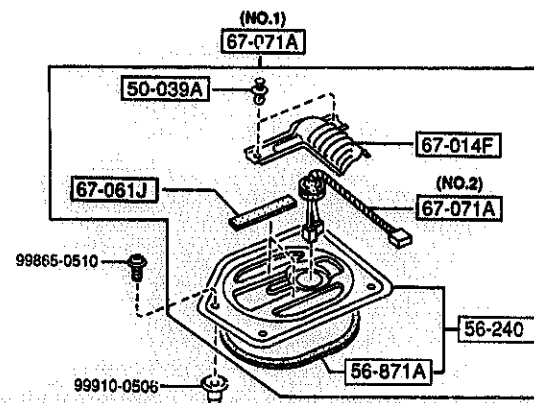
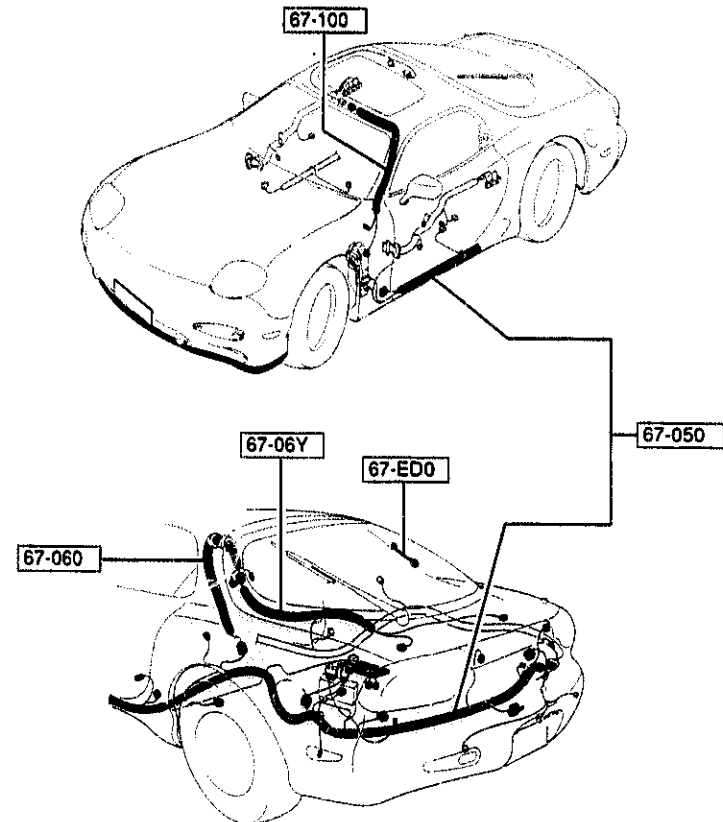
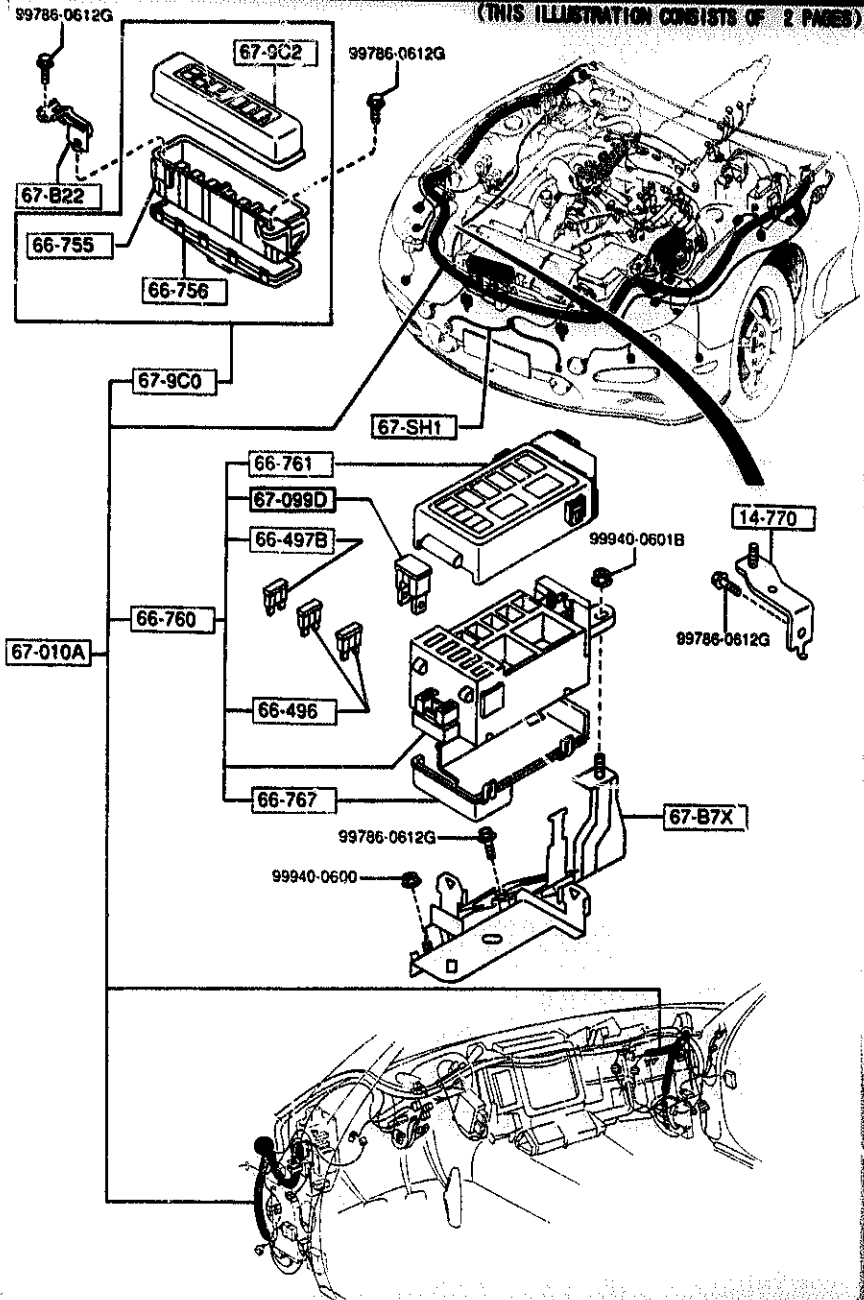
6684 -1 M AUDIO SYSTEMS(NOISE SUPPRESSOR & EARTH CORD)



PART NO.	QTY	MODEL/RESTRICTION	MODEL/RESTRICTION	MODEL/RESTRICTION	FROM-TO
66-970F FD01-66-997A	1	CORD, EARTH			
66-997C FD02-66-997A	1	CORD, EARTH-RADIO			

(THIS ILLUSTRATION CONSISTS OF 2 PAGES)

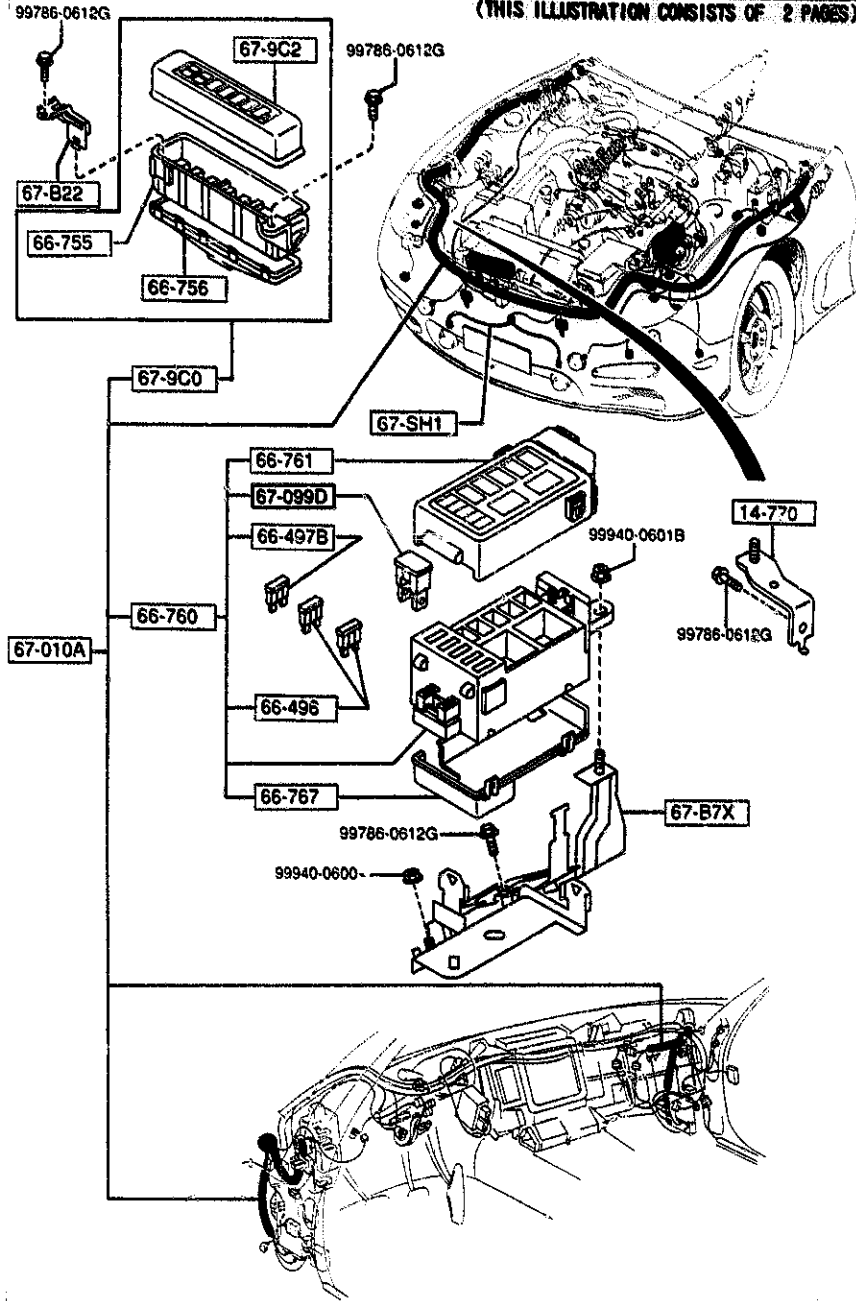
(THIS ILLUSTRATION CONSISTS OF 2 PAGES)



6700 WIRING HARNESSSES(FRONT & REAR)

(1/2)

(THIS ILLUSTRATION CONSISTS OF 2 PAGES)



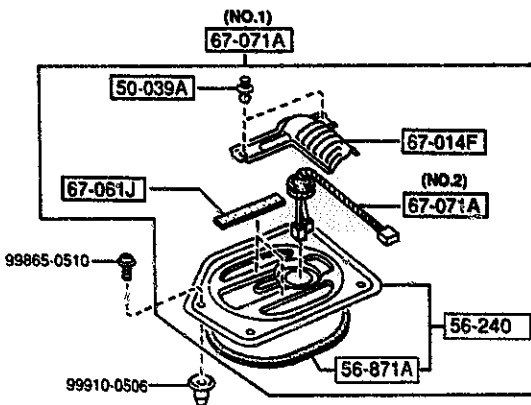
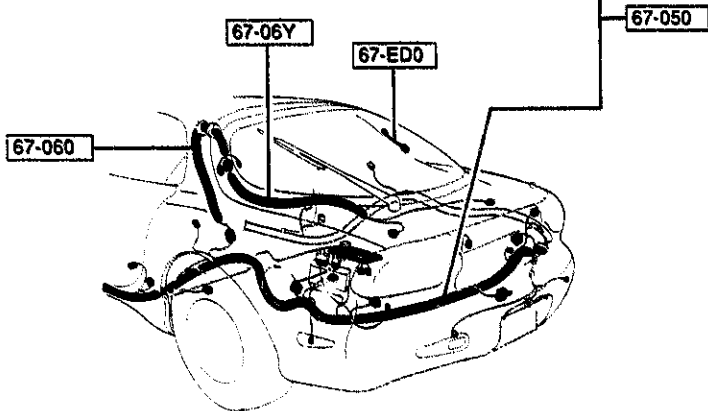
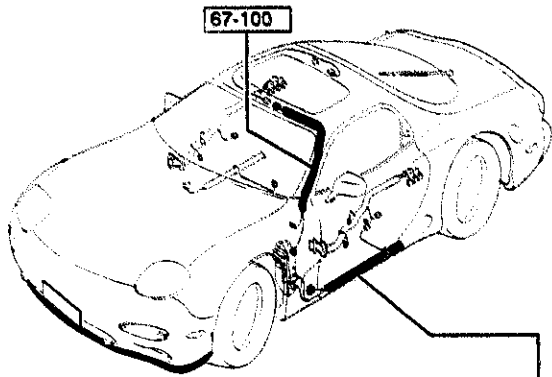
6700 -1 WIRING HARNESSSES(FRONT & REAR)

PART NO.	QTY	MODEL/RESTRICTION	MODEL/RESTRICTION	MODEL/RESTRICTION	FROM-TO
14-770		BRACKET,OIL COOLER			
NSA2-14-770A A (NSA2-14-770B)	1				-2401
NSA2-14-770B	1	(MT)			2401-
50-039A		CLIP,PROTECTOR			
F100-67-CH1	2				
56-240		COVER			
FD01-56-06XA	1				
56-871A		RUBBER, SEAL			
FD01-56-062	1				
66-496		FUSE(15A)			
99705-1115	2				
66-497B		FUSE(30A)			
99705-1130	1				
66-755		CASE,RELAY BOX			
FD01-66-755B AN(FD01-66-755C)	1				-2401
FD01-66-755C	1				2401-
66-756		COVER,UNDER-RELAY BOX			
FD01-66-756	1				
66-760		BLOCK,MAIN FUSE			
FD01-66-760B	1				
66-761		COVER,MAIN FUSE BLOCK			
FD01-66-761B	1				
66-767		COVER,UNDER-MAIN FUSE BLK			
FD01-66-767	1				
67-B22		BRACKET, HARNESS			
FD01-67-B12	1				
67-B7X		BRACKET, HARNESS			
2401 FD3MMX-204313					

6700 WIRING HARNESSSES(FRONT & REAR)

(2/2)

(THIS ILLUSTRATION CONSISTS OF 2 PAGES)



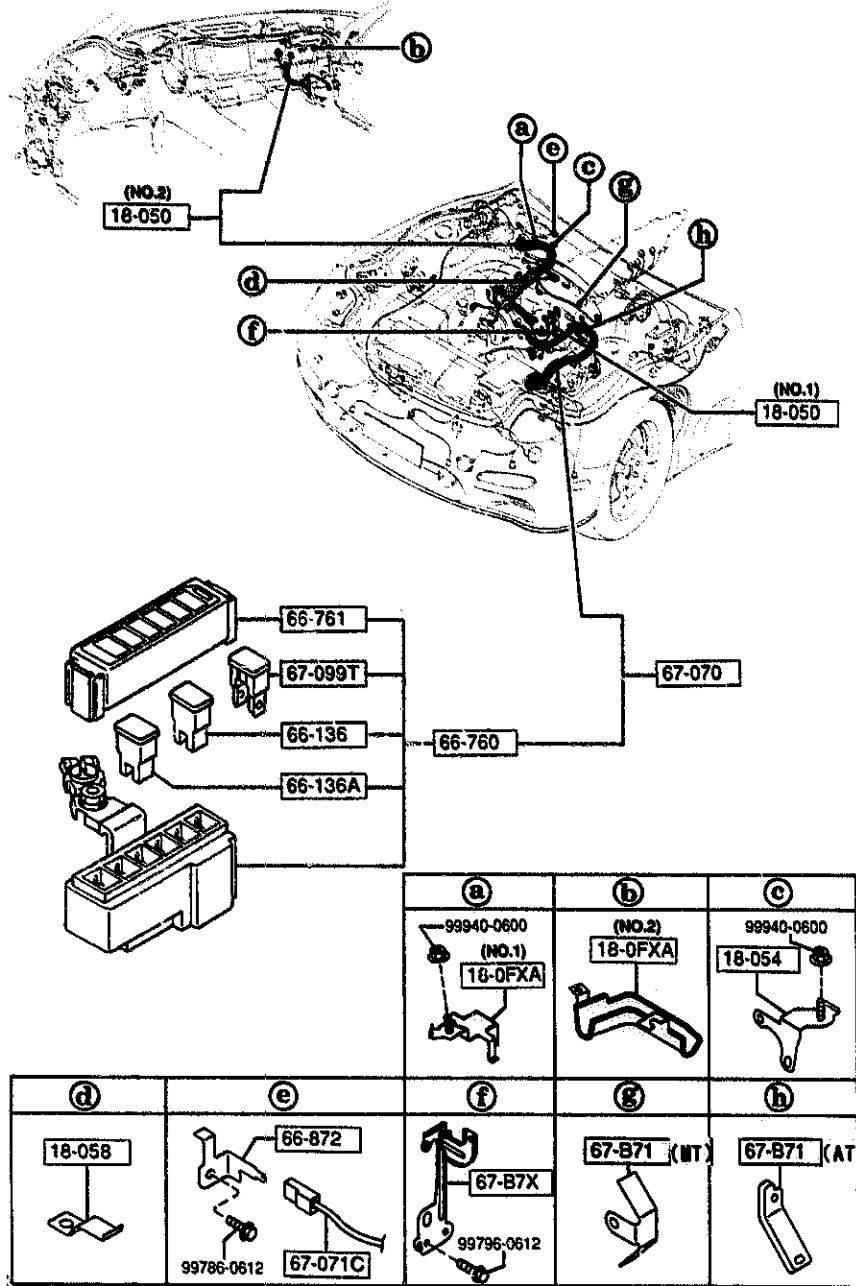
6700 -2 WIRING HARNESSSES(FRONT & REAR)

PART NO.	QTY	MODEL/RESTRICTION	MODEL/RESTRICTION	MODEL/RESTRICTION	FROM-TO
CONT'D					
FD05-67-B7X	1				-2101
FD05-67-B7XC A (FD05-67-B7XD)	1				2101-2201
FD05-67-B7XD A (FD05-67-B7XE)	1				2201-2707
FD05-67-B7XE	1				2707-
67-ED0		WIRE, EARTH-REAR DEFF OGER			
FD01-67-ED0A	1				
67-SH1		CORD, SHORT			
F100-67-SH0C	1	(SUNROOF)			
67-010A		HARNESS, FRONT			
FD01-67-010E A (FD01-67-010J)	1				-2401
FD02-67-010E A (FD02-67-010J)	1				-2401
FD01-67-010J	1	(MT)			2401-
FD02-67-010J	1	(AT)			2401-
67-014F		PROTECTOR, HARNESS			
F100-67-PS1	1				
67-050		HARNESS, REAR			
FD01-67-050D	1	(W/O SUN-RF)			
FD04-67-050D	1	(SUNROOF)			
67-06Y		HARNESS NO. 3, REAR			
FD01-67-06YD	1	(W/O SUN-RF)			
FD04-67-06YE	1	(SUNROOF)			-3320
FD04-67-06YF	1	(SUNROOF)			3320-
67-060		HARNESS NO. 2, REAR			
FD01-67-060D A (FD01-67-060E)	1				-2101
FD04-67-060C A (FD04-67-060D)	1				-2101
FDD1-67-060E	1	(W/O SUN-RF)			2101-
FD04-67-060D	1	(SUNROOF)			2101-

2101 FD3MXX-200251
 2201 FD3MXX-201428
 2401 FD3MXX-204313
 2707 FD3MXX-208875

6701 WIRING HARNESSSES(ENGINE & T/MISSION)

6701 -1 WIRING HARNESSSES(ENGINE & T/MISSION)



AUFA04

PART NO.	QTY	MODEL/RESTRICTION	MODEL/RESTRICTION	MODEL/RESTRICTION	FROM-TO
18-0FXA NSA1-18-0FXA	1	BRACKET, ENGINE HARNESS (ILLUST. NO.1)			
NSA2-18-0FX AN(NSA2-18-0FXA)	1				-2401
NSA2-18-0FXA	1	(ILLUST. NO.2)			2401-
18-050 NSA3-18-05Z	1	WIRING, ENGINE (ILLUST. NO.1)			
NSA1-18-05ZC AN(NSA1-18-05ZD)	1				-2401
NSA2-18-05ZD AN(NSA2-18-05ZE)	1				-2401
NSA2-18-05ZE A (NSA2-18-05ZF)	1				2401-2901
NSA1-18-05ZD A (NSA1-18-05ZE)	1				2401-3527
NSA2-18-05ZF A (NSA2-18-05ZG)	1				2901-3527
NSA1-18-05ZE	1	(ILLUST. NO.2) (MT)			3527-
NSA2-18-05ZG	1	(ILLUST. NO.2) (AT)			3527-
18-054 NSA1-18-0FY	1	BRACKET, HOLE-ENG. WIRING			
18-058 NSA2-18-054	1	BRACKET, ENGINE HARNESS			
66-136 H115-67-099	3	FUSE (30A)			
66-136A H116-67-099	1	FUSE (40A)			
66-760 FD02-66-760C	1	BLOCK, MAIN FUSE			
66-761 FD02-66-762A	1	COVER, MAIN FUSE BLOCK			
66-872		TAB, EARTH			

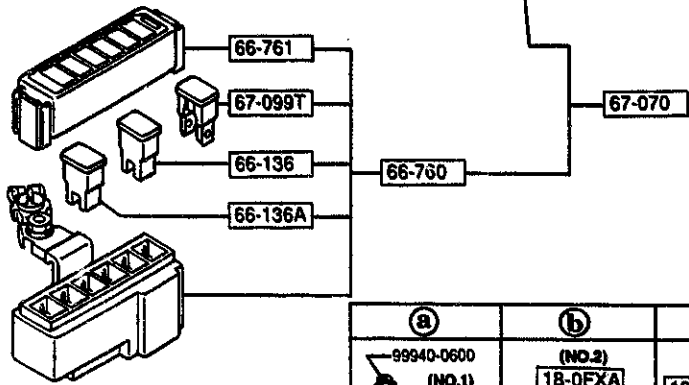
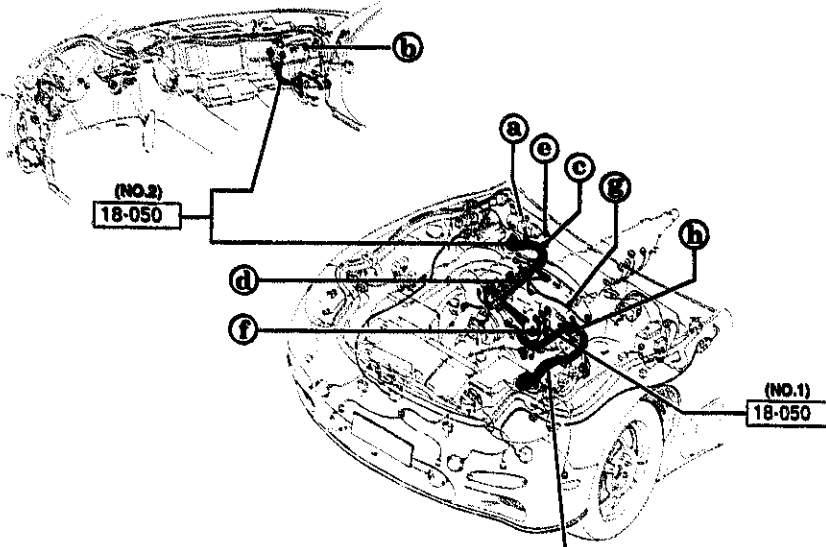
2401 FDSMKN-204313
2901 FDSMKN-210499
3527 FDSMKN-210664

CAT. AUFA04-06

1994-09

6701 WIRING HARNESSSES(ENGINE & T/MISSION)

6701 -2 * WIRING HARNESSSES(ENGINE & T/MISSION)



		(a) 99940-0600 (NO.1) 18-0FXA	(b) (NO.2) 18-0FXA	(c) 99940-0600 18-054
(d) 18-058	(e) 66-872 99786-0612 67-071C	(f) 67-B7X 99796-0612	(g) 67-B71 (MT)	(h) 67-B71 (AT)

AUFA04

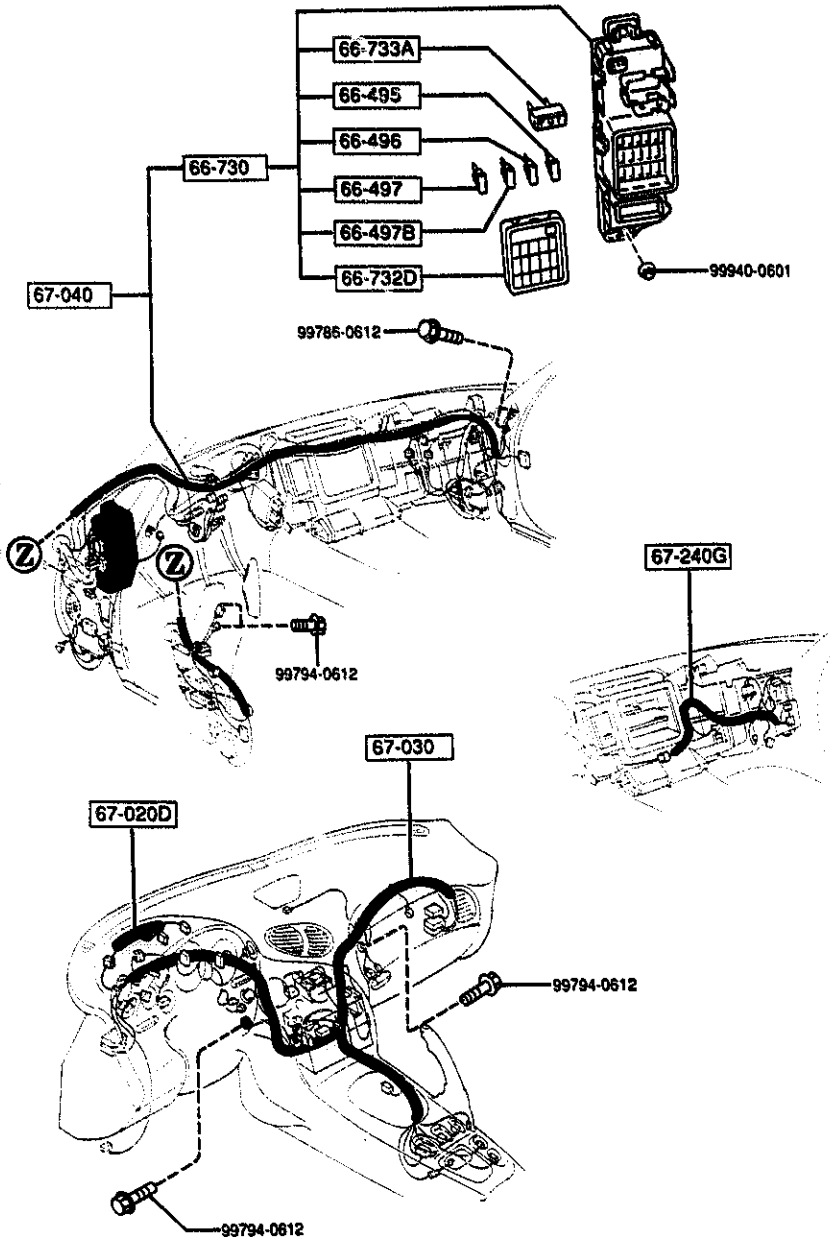
PART NO.	QTY	MODEL/RESTRICTION	MODEL/RESTRICTION	MODEL/RESTRICTION	FROM-TO
CONT'D					
FD01-67-TE1C	1				
67-B7X		BRACKET, HARNESS			
FD03-67-B7XC A (FD03-67-B7XD)	1				-2707
FD03-67-B7XD	1				2707-
67-B71		BRACKET, HARNESS			
FD02-67-B71A	1	(AT)			
FD01-67-B71A A (FD01-67-B71B)	1				-2201
FD01-67-B71B	1	(MT)			2201-
67-070		HARNESS, ENGINE			
FD01-67-070E A (FD01-67-070G)	1				-1C21
FD01-67-070G A (FD01-67-070H)	1	(AT)			1C21-2901
FD01-67-070G A (FD01-67-070H)	1				1C21-2801
FD02-67-070 AN(FD02-67-070A)	1				2901-2802
FD01-67-070H AN(FD01-67-070J)	1				2801-2802
FD01-67-070J	1	(MT)			2802-
FD02-67-070A	1	(AT)			2802-
67-071C		WIRE, EARTH			
FD01-67-E70A	1				
67-099T		FUSE(120A)			
J001-67-099	1				
1C21 FD3MXX-200106 2201 FD3MXX-201428 2707 FD3MXX-208875 2901 FD3MXX-210499 2801 FD3MXX-210514 2802 FD3MXX-210514					

CAT. AUFA04-06

1994-09

6702 -1 WIRING HARNESSES(DASHBOARD)

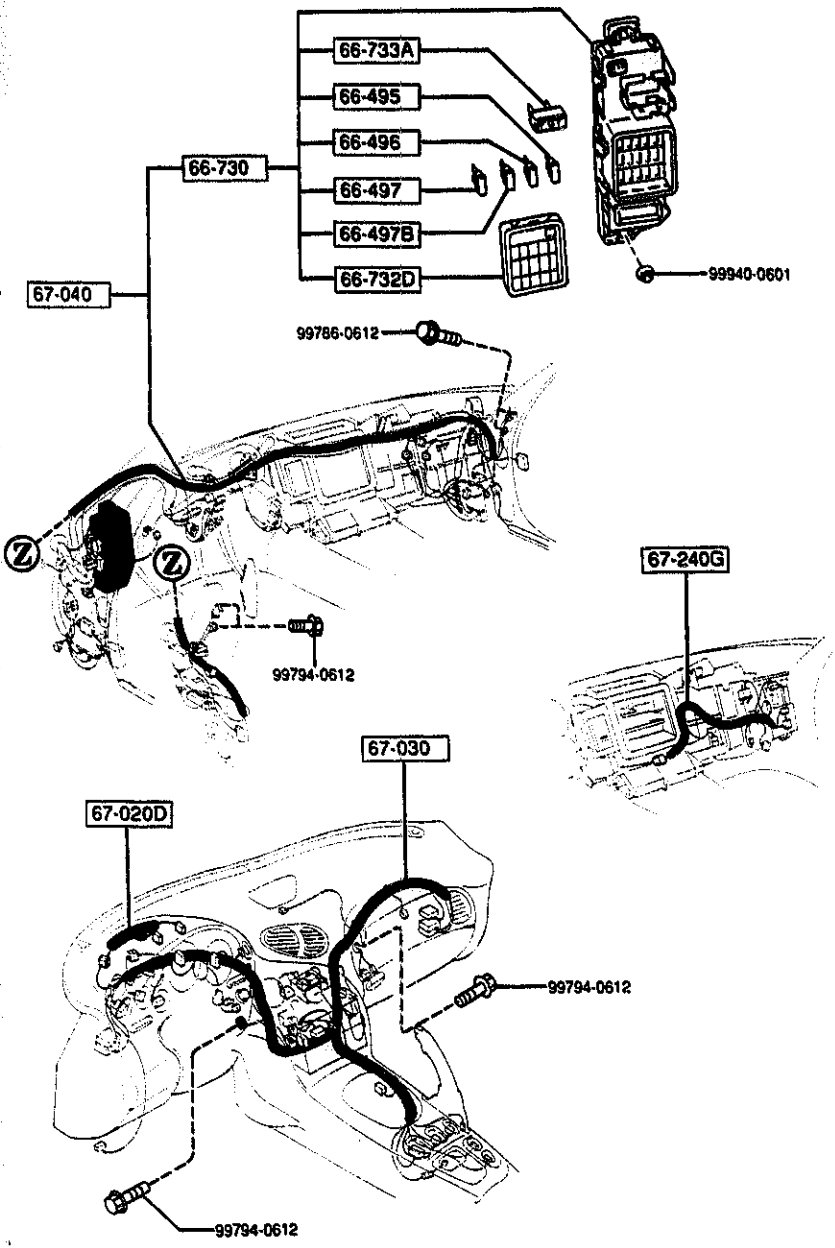
6702 WIRING HARNESSES(DASHBOARD)



PART NO.	QTY	MODEL/RESTRICTION	MODEL/RESTRICTION	MODEL/RESTRICTION	FROM-TO
66-495		FUSE(10A)			
99705-1110	5				
66-496		FUSE(15A)			
99705-1115	7				
66-497		FUSE(20A)			
99705-1120	4				
66-497B		FUSE(30A)			
99705-1130	1				
66-730		BLOCK, FUSE			
FD01-66-730A	1				
66-732D		COVER, FUSE BLOCK			
FD01-66-731A	1				
66-733A		BREAKER			
H001-66-733	1				
67-020D		HARNESS, INST.			
FD01-67-032A	1				
67-030		HARNESS, INSTRUMENT			
FD01-67-030D	1				-2501
A (FD01-67-030F)					
FD02-67-030D	1				-2501
A (FD02-67-030F)					
FD04-67-030D	1				-2501
A (FD04-67-030F)					
FD05-67-030D	1				-2501
A (FD05-67-030F)					
FD01-67-030F	1	((W/O SUN-RF))>(MT)			2501-
FD02-67-030F	1	((W/O SUN-RF))>(AT)			2501-
FD04-67-030F	1	((SUNROOF))>(MT)			2501-
FD05-67-030F	1	((SUNROOF))>(AT)			2501-
67-040		HARNESS, DASHBOARD			
FD01-67-040E	1				-2401
A (FD01-67-040F)					

2401 FDSMXX-204313
2501 FDSMXX-203709

6702 WIRING HARNESSSES(DASHBOARD)



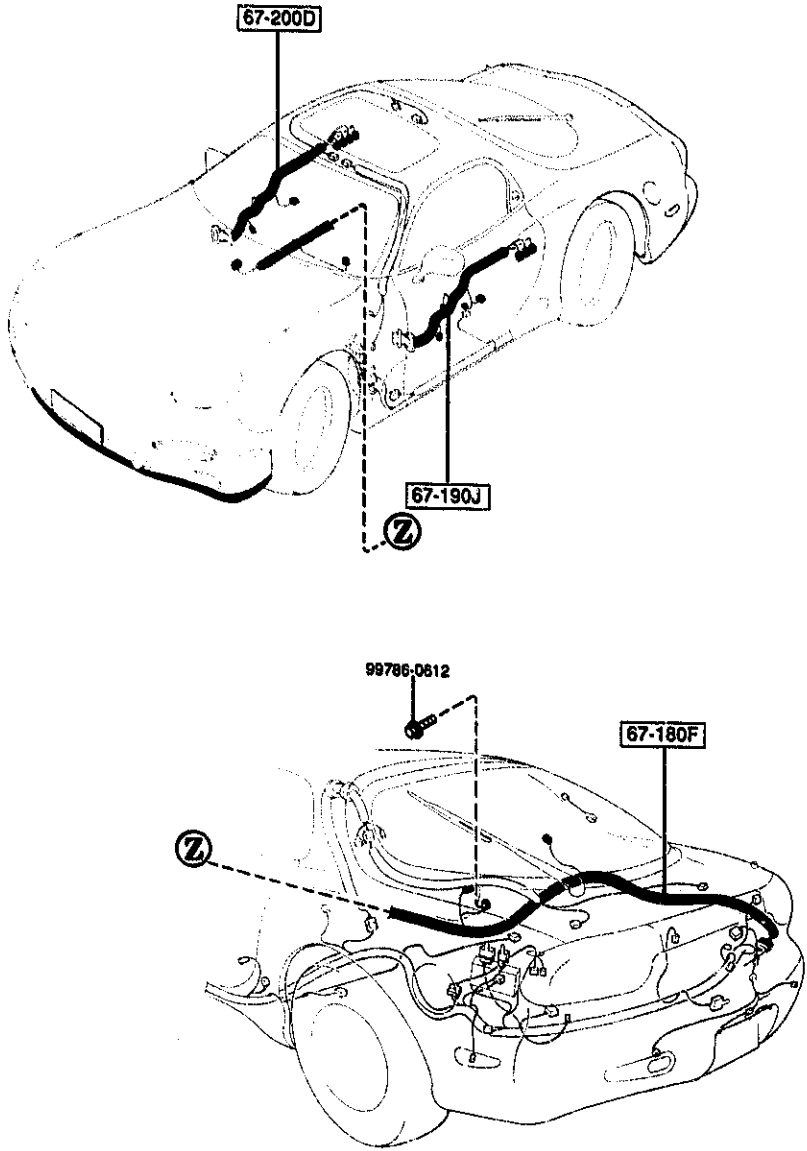
6702 -2 M WIRING HARNESSSES(DASHBOARD)

PART NO.	QTY	MODEL/RESTRICTION	MODEL/RESTRICTION	MODEL/RESTRICTION	FROM-TO
CONT'D					
FD02-67-040E	1				-2401
A (FD02-67-040F)					
FD04-67-040E	1				-2401
A (FD04-67-040F)					
FD05-67-040E	1				-2401
A (FD05-67-040F)					
FD01-67-040F	1	<<W/O SUN-RF>>(MT)			2401-
FD02-67-040F	1	<<W/O SUN-RF>>(AT)			2401-
FD04-67-040F	1	<<SUNROOF>>(MT)			2401-
FD05-67-040F	1	<<SUNROOF>>(AT)			2401-
		┌-----┐			
		67-240G			
		└-----┘			
FD01-67-240E	1	HARNESS, LOGICAL CONTROL			

2401 FD3MM-204313

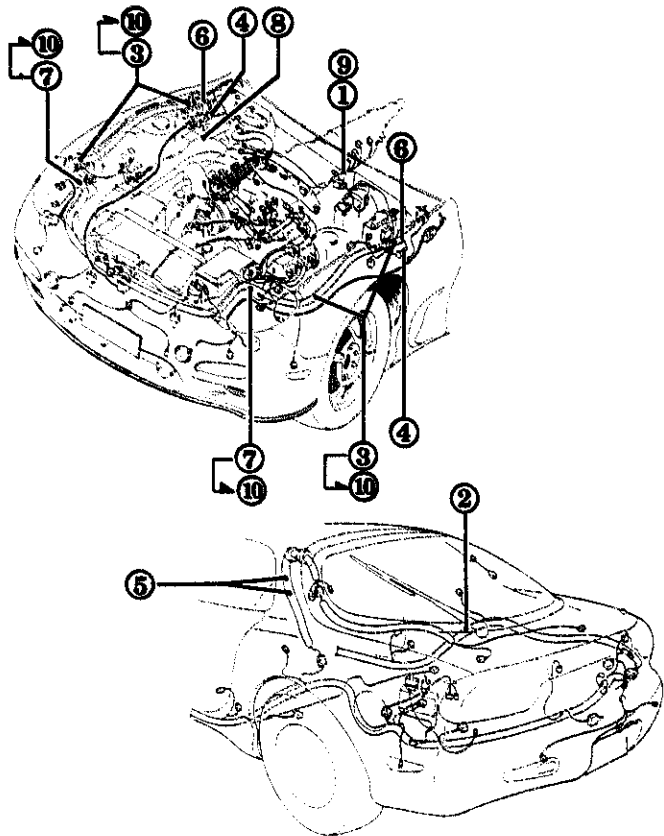
6703 -1 M WIRING HARNESES(DOOR,FLOOR/CEILING)

6703 WIRING HARNESES(DOOR,FLOOR/CEILING)



PART NO.	QTY	MODEL/RESTRICTION	MODEL/RESTRICTION	MODEL/RESTRICTION	FROM-TO
67-180F		WIRING,FLOOR			
FD04-67-180D	1				
67-190J		HARNESS,DOOR-DRIVER SIDE			
FD01-67-190C AN(FD01-67-190D)	1				-2201
FD04-67-190C AN(FD04-67-190D)	1				-2201
FD04-67-190D	1	(SUNROOF)			2201-
FD01-67-190D	1	(W/O SUN-RF)			2201-3410
FD01-67-190E	1	(W/O SUN-RF)			3410-
67-200D		HARNESS,DOOR-PASSENGER SIDE			
FD01-67-200C AN(FD01-67-200D)	1				-2201
FD04-67-200C AN(FD04-67-200D)	1				-2201
FD01-67-200D	1	(W/O SUN-RF)			2201-
FD04-67-200D	1	(SUNROOF)			2201-

2201 FD3MM-201428
3410 FD3MM-210662



⑦ 18-141	⑧ 45-961B	⑨ 67-013A (NO.1)	⑩ 67-CC1 (NO.2)		
① 66-941A	② 67-CC1 (NO.1)	③ 67-013A (NO.2)	④ 67-013D	⑤ 67-191A	⑥ 67-CT1

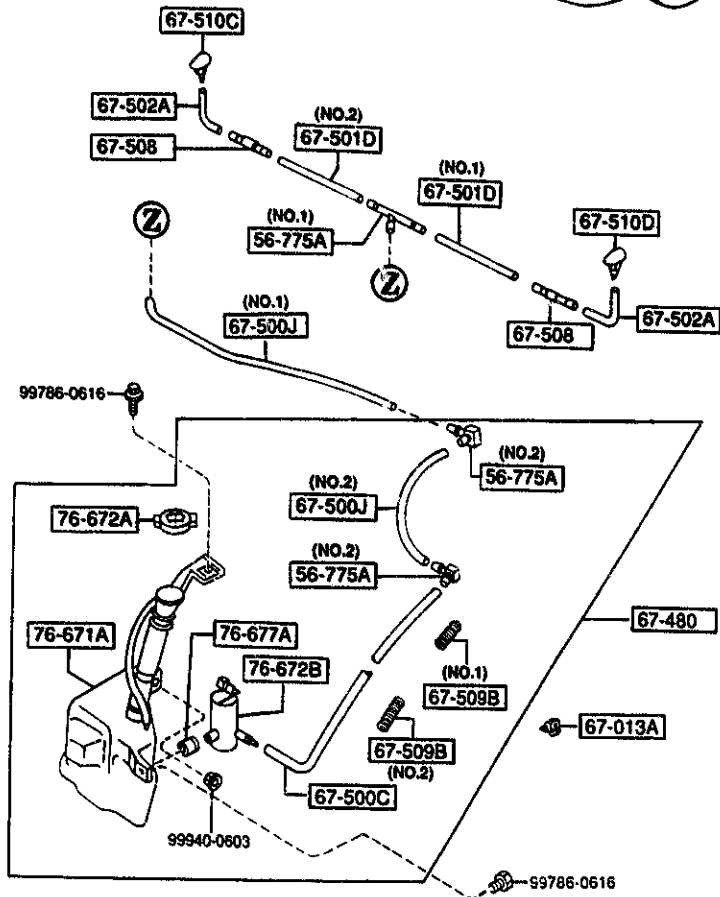

AUFA04

PART NO.	QTY	MODEL/RESTRICTION	MODEL/RESTRICTION	MODEL/RESTRICTION	FROM-TO
18-141		SUPPORTER			
JF03-18-141A	2				-2401
45-961B		CAP			
H002-45-961	1				
66-941A		CLIP			
FB01-66-945	1 (MT)				
67-CC1		CLIP, HARNESS			
F100-67-C41	1 (ILLUST. NO.1)				2401-
FD01-67-CC1	6 (ILLUST. NO.2)				
67-CT1		CLIP, HARNESS			
FD01-67-CD1	2				
67-013A		CLIP			
UB42-67-013	1 (ILLUST. NO.1) (AT)				
B092-67-013A	4 (ILLUST. NO.2)				-2401
67-013D		PROTECTOR, HARNESS			
FD01-67-P13	2				
67-191A		CLIP			
B467-67-CE1	2				

2401 FDSMKK-204313

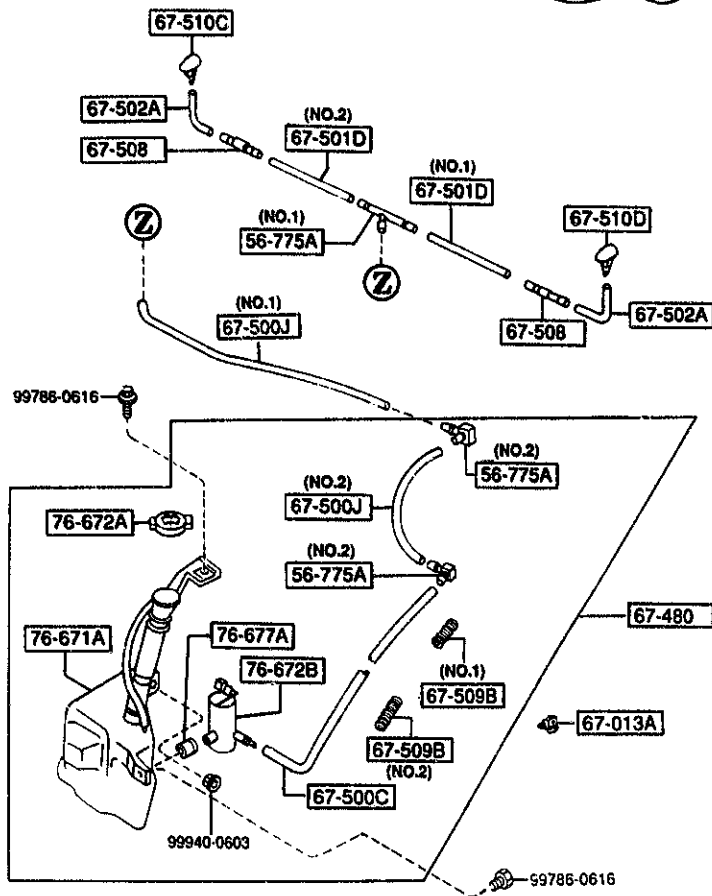

CAT. AUFA04-06

1994-09



PART NO.	QTY	MODEL/RESTRICTION	MODEL/RESTRICTION	MODEL/RESTRICTION	FROM-TO
56-775A		CLIP, WASHER HOSE			
D061-67-505	1	(ILLUST. NO.1)			
LA01-67-505B	2	(ILLUST. NO.2)			
67-013A		CLIP			
H045-67-013	1				
67-480		TANK, WASHER-FRONT			
FD01-67-480B	1				
67-500C		PIPE, SCREEN WASHER			
FD05-67-501	1				
67-500J		PIPE, SCREEN WASHER			
FD03-67-501	1	(ILLUST. NO.1)			
FD04-67-501A	1	(ILLUST. NO.2)			
67-501D		PIPE, WASHER-FRONT WITH PER			
FD01-67-501	1	(ILLUST. NO.1)			
FD02-67-501	1	(ILLUST. NO.2)			
67-502A		JOINT, HOSE			
FD01-67-502	2				
67-508		VALVE, CHECK			
FD01-67-508	2				
67-509B		TUBE, CORRUGATE			
FD01-67-509	1	(ILLUST. NO.1)			
FD02-67-509	1	(ILLUST. NO.2)			
67-510C		NOZZLE (R), WASHER			
FD02-67-510	1				
J9	EXT-	J9 COMPETITION YELLOW 0			
NU	EXT-	NT NU VINTAGE RED			
03	EXT-	GU M8 PX P2 SX UC 2A 3L 4G BLACK			
67-510D		NOZZLE (L), WASHER			

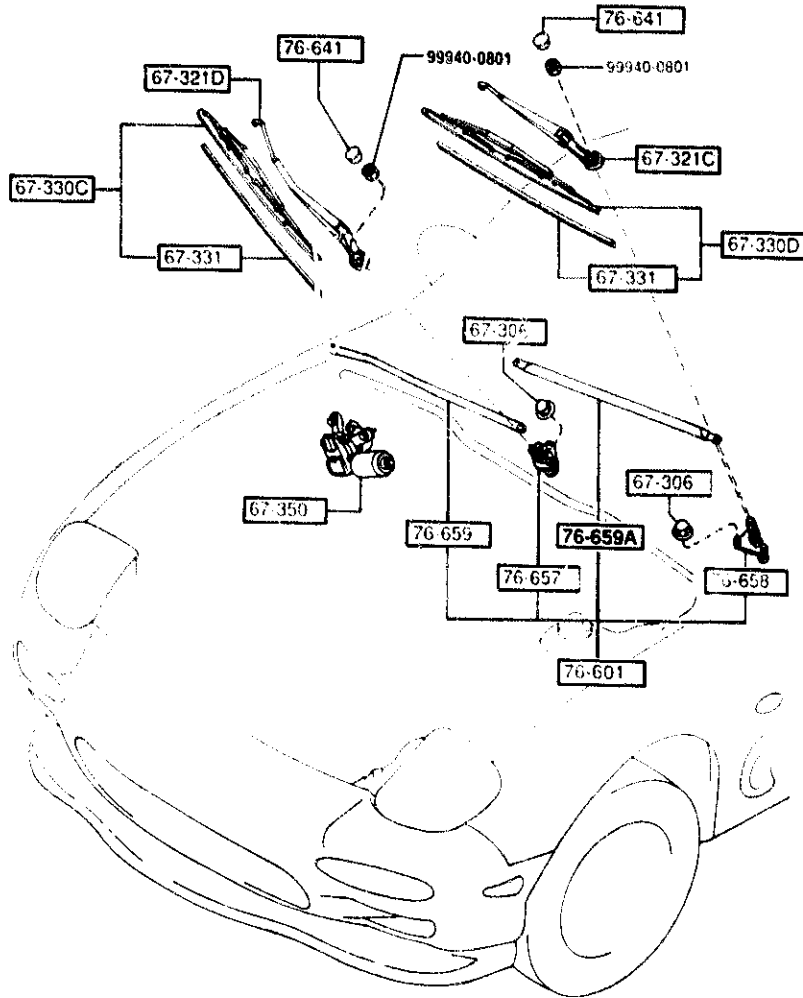
6720 WINDSHIELD WASHER



PART NO.	QTY	MODEL/RESTRICTION	MODEL/RESTRICTION	MODEL/RESTRICTION	FROM-TO
CONT'D					
FD01-67-510	1				
J9	EXT-	J9	COMPETITION YELLOW 0		
NU	EXT-	NT NU	VINTAGE RED		
03	EXT-	GU M8 PX PZ SX UC 2A	3L 4G BLACK		
76-671A			TANK, WASHER-RR WIPER		
FD01-67-481A	1				
76-672A			CAP, TANK		
FD01-67-483	1				
76-672B			PUMP, WASHER		
FD01-67-482	1				
76-677A			GROMMET, WASHER TANK		
S084-76-677	1				

6730 WINDSHIELD WIPERS

6730 -1 WINDSHIELD WIPERS

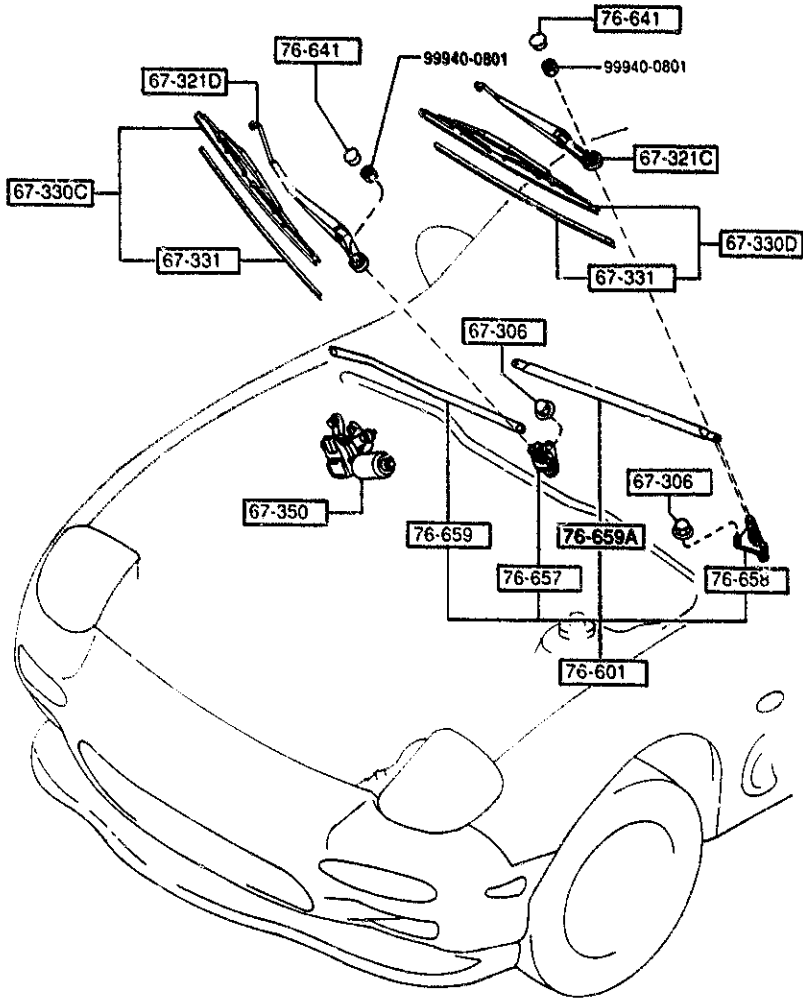


PART NO.	QTY	MODEL/RESTRICTION	MODEL/RESTRICTION	MODEL/RESTRICTION	FROM TO
67-306		NUT, WIPER LINK			
GJ21-67-306	5				
67-321C		ARM, WIPER-DRIVER SIDE			
FD01-67-321	1				
67-321D		ARM, WIPER-CO DRIVER SIDE			
FD02-67-321	1				
67-330C		BLADE (R), WIPER-FRONT			
HG31-67-330	1				-2923
A (GA7D-67-330)					
GA7D-67-330	1				2923-
67-330D		BLADE (L), WIPER-FRONT			
FD01-67-330	1				-2923
AN(FD01-67-330A)					
FD01-67-330A	1				2923-
67-331		RUBBER, BLADE-FRONT			
FD01-67-331	1				-2923
A (F100-67-331)					
LA02-67-331A	1				-2923
AN(CH381-67-331)					
F100-67-331	1	(FOR LEFT)			2923-
H381-67-331	1	(FOR RIGHT)			2923-
67-350		MOTOR, WIPER			
FD01-67-340	1	(STD)			
FD02-67-340	1	(COLD SPEC.)			
76-601		LINK, WIPER			
FD01-67-360	1	(STD)			
FD02-67-360	1	(COLD SPEC.)			
76-641		COVER, WIPER ARM-FRONT			
LA01-67-395A	2				
76-657		SHAFT, DRIVE NO.1			
FD01-67-363	1	(STD)			
FD02-67-363	1	(COLD SPEC.)			

2923 FD3MM-210505

6730 WINDSHIELD WIPERS

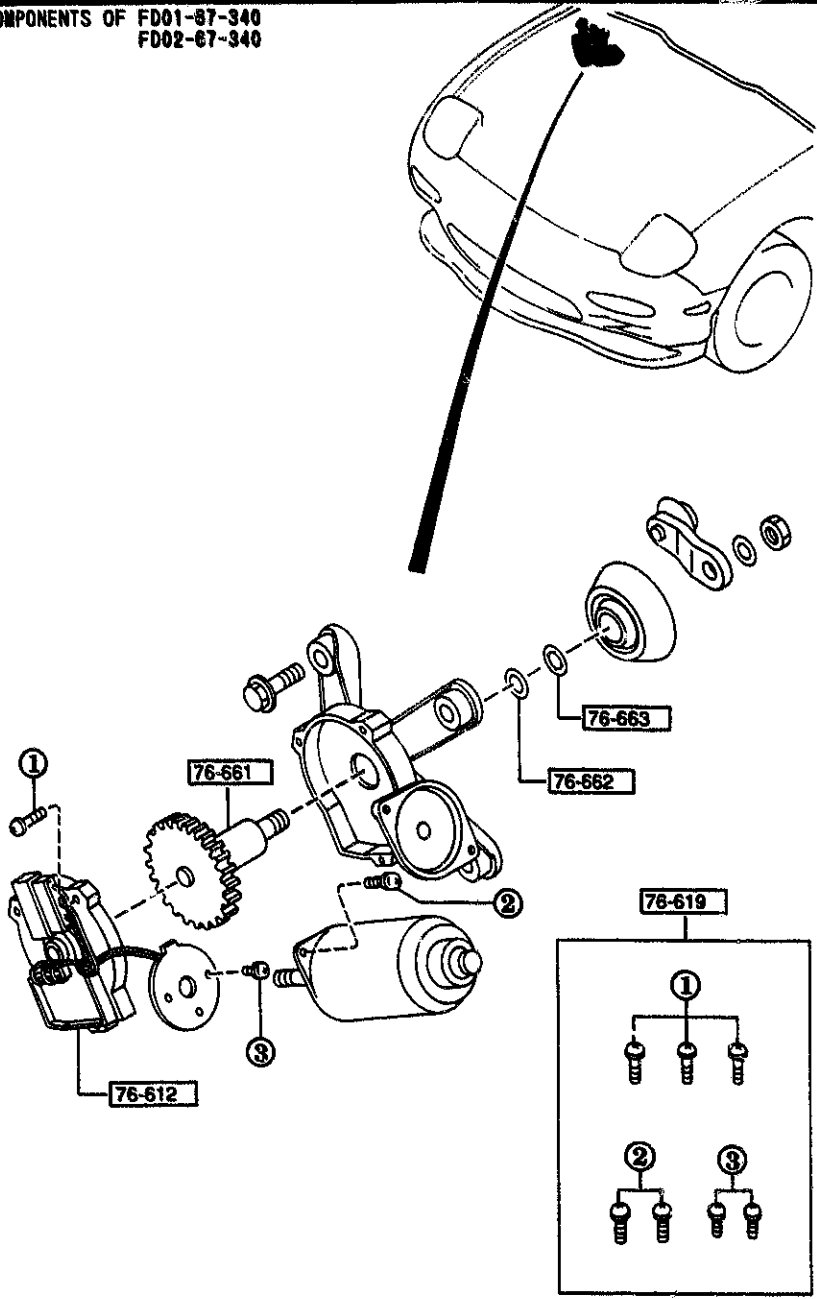
6730 -2 M WINDSHIELD WIPERS



PART NO.	QTY	MODEL/RESTRICTION	MODEL/RESTRICTION	MODEL/RESTRICTION	FROM-TO
76-658		SHAFT,DRIVE NO.2			
FD01-67-364	1	(STD)			
FD02-67-364	1	(COLD SPEC.)			
76-659		ARM NO.1, LINK			
FD01-67-361	1				
76-659A		ARM NO.2, LINK			
FD01-67-362	1				

6740 WIPER MOTOR COMPONENTS(FRONT)

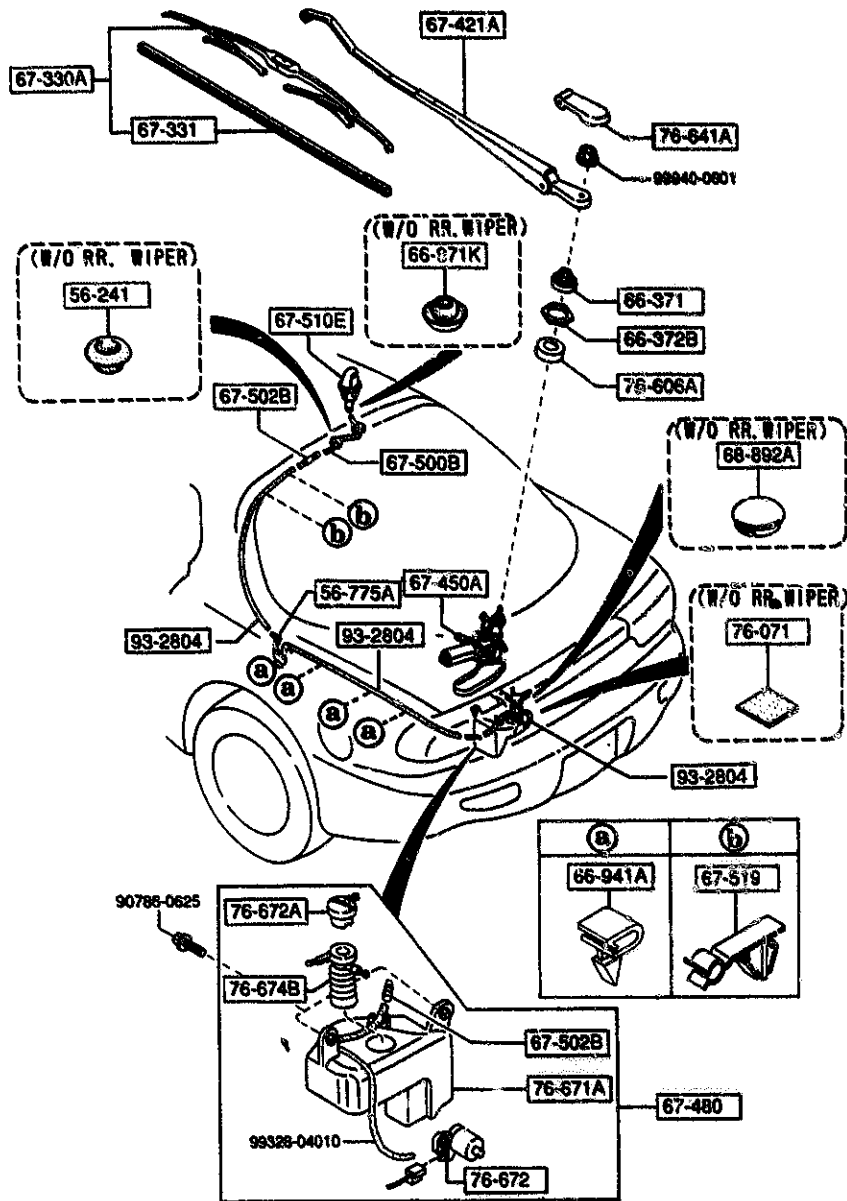
COMPONENTS OF FD01-87-340
FD02-67-340



6740 -1 * WIPER MOTOR COMPONENTS(FRONT)

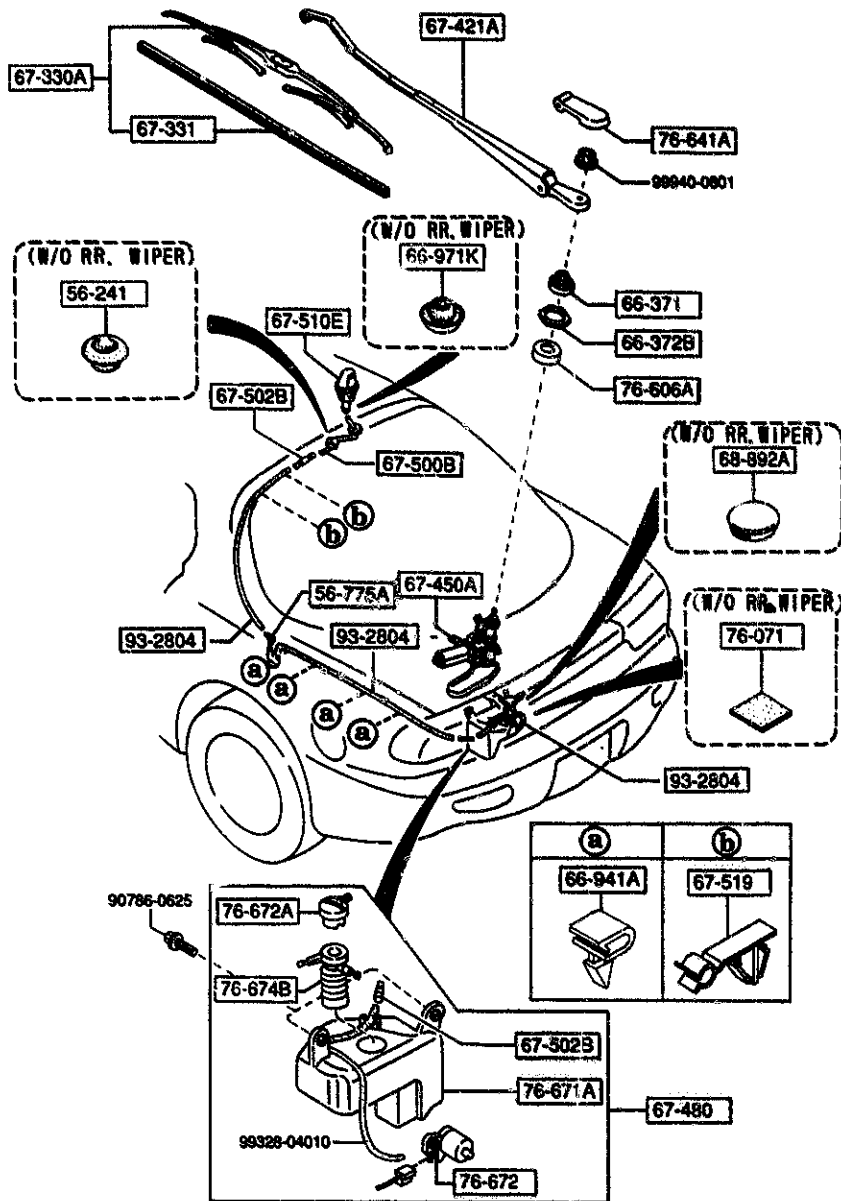
PART NO.	QTY	MODEL/RESTRICTION	MODEL/RESTRICTION	MODEL/RESTRICTION	FROM-TO
76-612		PLATE, HOLDER-BRUSH			
FD01-67-351	1	(STD)			
FD02-67-351	1	(COLD SPEC.)			
76-619		PARTS SET			
H043-76-619A	1				
76-661		GEAR, SHAFT			
FD01-67-354	1				
76-662		WASHER			
B094-76-662	1				
76-663		WASHER, TOOTHED			
B094-76-663	1				

6750 WINDOW WIPER & WASHER (REAR)



PART NO.	QTY	MODEL/RESTRICTION	MODEL/RESTRICTION	MODEL/RESTRICTION	FROM-TO
56-241		PLUG, DRAIN			
0116-56-241	1	(W/O RR. WIPER)			
56-775A		CLIP, WASHER HOSE			
LA01-67-505B	1				
66-371		CAP, SEAL			
FD01-67-366	1				
66-372B		NUT			
8093-76-609	1				
66-941A		CLIP			
GB08-66-941	4				
66-971K		GROMMET			
0222-66-971	1	(W/O RR. WIPER)			
67-330A		BLADE, WIPER-REAR			
FD03-67-330	1				
67-331		RUBBER, BLADE-FRONT			
B461-67-331	1				
67-421A		ARM, WIPER			
FD01-67-421	1				
67-450A		MOTOR			
FD01-67-450A	1				
67-480		TANK, WASHER-FRONT			
FD02-67-480	1				
67-500B		PIPE, REAR WASHER-PIPE			
FD04-67-500	1				
67-502B		JOINT, NOSE			
4116-67-502	2				
67-510E		NOZZLE, WASHER			
FD03-67-510	1				

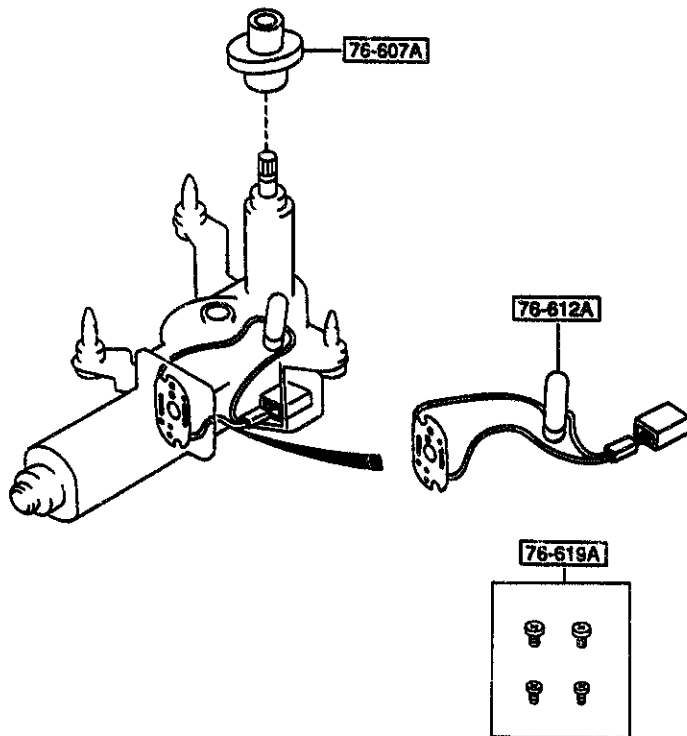

6750 WINDOW WIPER & WASHER (REAR)



PART NO.	QTY	MODEL/RESTRICTION	MODEL/RESTRICTION	MODEL/RESTRICTION	FROM-TO
67-519		CLIP, PIPE			
B499-67-519	2				
68-892A		COVER, HOLE-RR WIPER			
FD01-67-492	1	(W/O RR. WIPER)			
76-071		SILENCER, FLOOR			
0208-76-071	1	30CMX30CM (W/O RR. WIPER)			
76-606A		BUSH, OUTER			
FD01-67-407	1				
76-641A		COVER, WIPER ARM-REAR			
B093-76-641	1				
76-671A		TANK, WASHER-RR WIPER			
FD02-67-481	1				
76-672		PUMP, WASHER			
FD02-67-482	1				
76-672A		CAP, TANK			
FD02-67-483	1				
76-674B		FANNEL			
FD02-67-484	1				
93-2804		PIPE, VINYL			
99328-04010	1	L=1.0M			

6760 -1 M WINDOW WIPER MOTOR COMPONENTS (REAR)

6760 WINDOW WIPER MOTOR COMPONENTS (REAR)
COMPONENTS OF FD01-67-450A

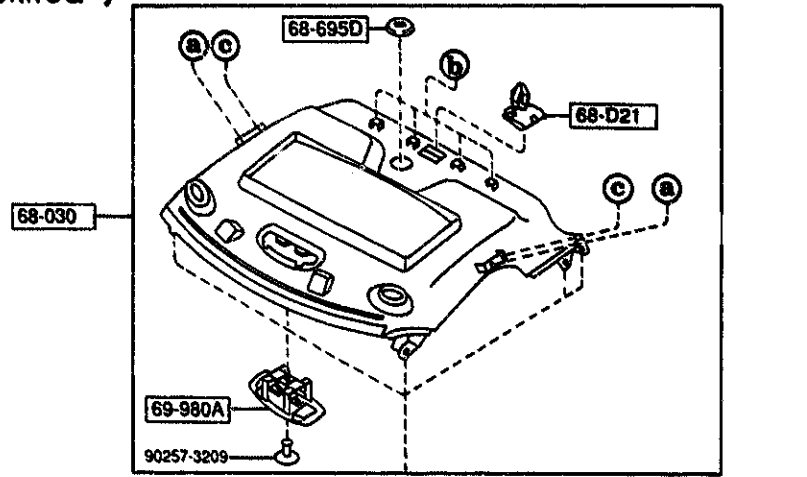


PART NO.	QTY	MODEL/RESTRICTION	MODEL/RESTRICTION	MODEL/RESTRICTION	FROM-TO
76-607A FD01-67-402	1	BUSH, INNER			
76-612A FD01-67-451	1	PLATE, HOLDER-BRUSH			
76-619A B002-76-619A	1	PARTS SET			

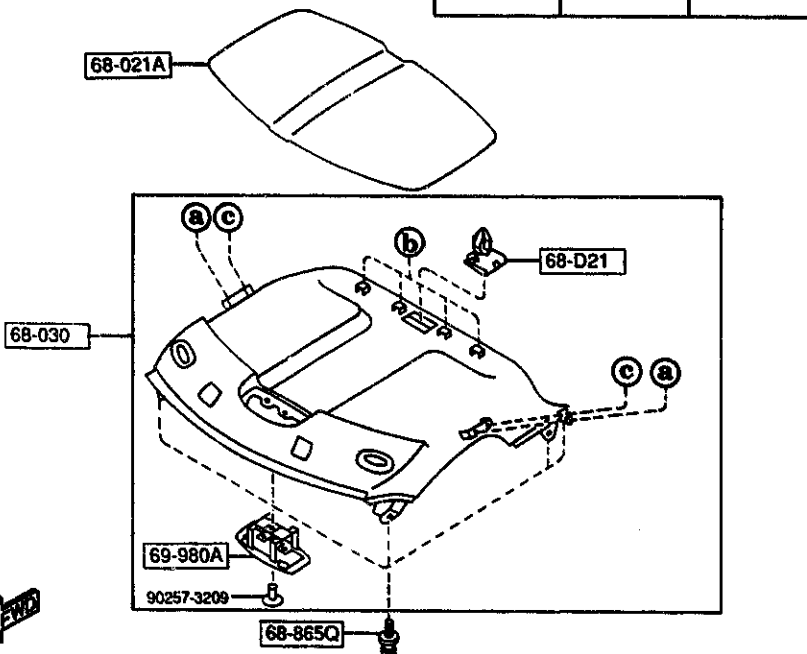
6800 -1 CEILING TRIMS

6800 CEILING TRIMS

(SUNROOF)



(W/O SUN-RF)



PART NO.	QTY	MODEL/RESTRICTION	MODEL/RESTRICTION	MODEL/RESTRICTION	FROM-TO
68-D21		CLIP, TRIM			
GA2A-68-D21	1				
68-0C0		CLIP, TOP CEILING			
M001-68-0C0A	2				
68-021A		INSULATOR, ROOF			
FD01-68-021	1	(W/O SUN-RF)			
68-030		CEILING, TOP			
FD01-68-030B	1	(SUNROOF)			-2201
02	INT-	FE2 BLACK			
17	INT-	FE4 RED			
33	INT-	FE3 TAN			
FD03-68-030B	1	(W/O SUN-RF)			-2201
02	INT-	FE2 BLACK			
17	INT-	FE4 RED			
33	INT-	FE3 TAN			
FD01-68-030C	1	(SUNROOF)			2201-
02	INT-	FE2 BLACK			
17	INT-	FE4 RED			
33	INT-	FE3 TAN			
FD03-68-030C	1	(W/O SUN-RF)			2201-
02	INT-	FE2 BLACK			
17	INT-	FE4 RED			
33	INT-	FE3 TAN			
68-695D		COVER, HOLE-BELT			
GM09-68-049	1	(SUNROOF)			
02	INT-	FE2 BLACK			
17	INT-	FE4 RED			
33	INT-	FE3 TAN			
68-865Q		FASTENER			
GJ21-68-885B	6				
00	INT-	FE2 FE3 FE4 BLACK			
02	INT-	FE2 BLACK			
2201 FD3MMK-201428					



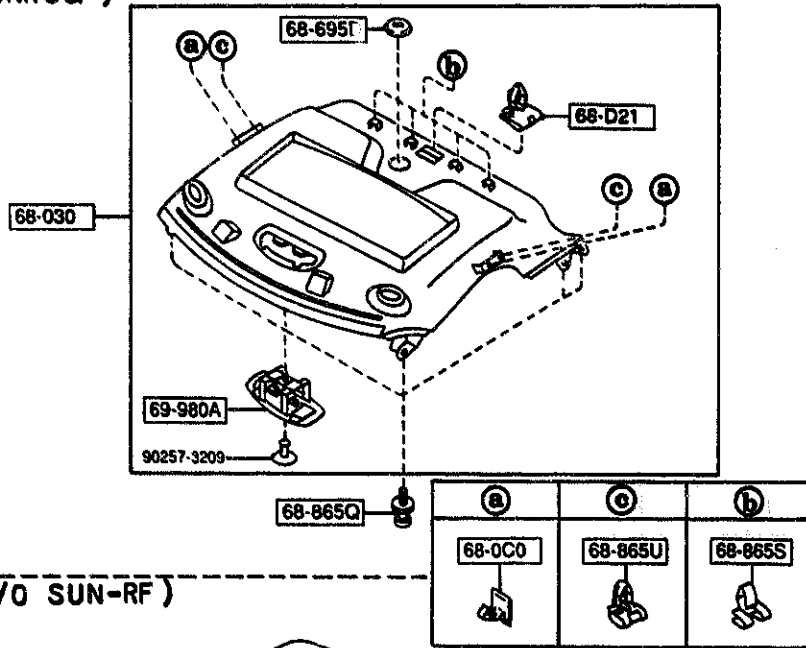
AUFA04

CAT. AUFA04-06

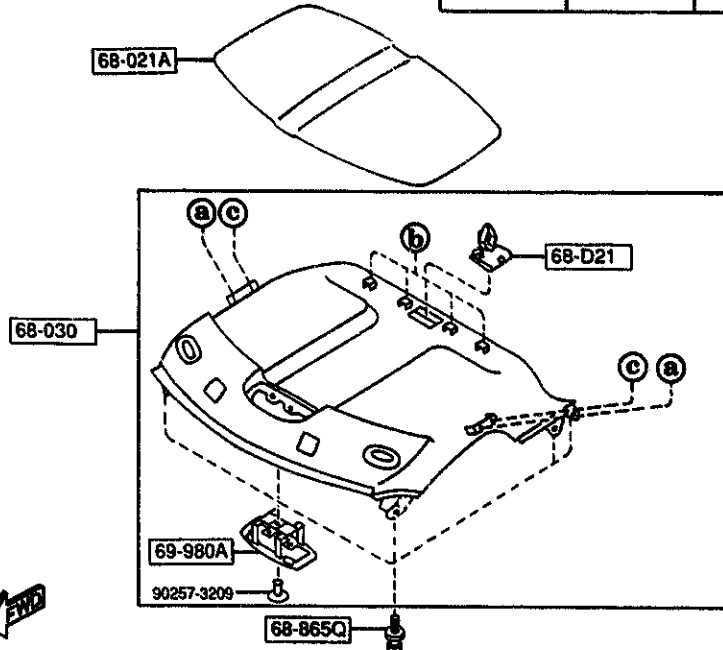
1994-09

6800 CEILING TRIMS

(SUNROOF)



(W/O SUN-RF)



PART NO.	QTY	MODEL/RESTRICTION	MODEL/RESTRICTION	MODEL/RESTRICTION	FROM-TO
CONT'D					
17	INT-	FE4 RED			
33	INT-	FES TAN			
68-865S		CLIP, TRIM			
GJ12-68-865	4				
68-865U		CLIP, TRIM			
GJ21-68-865	2				
69-980A		BRACKET, OVERHEAD CONSOLE			
FD01-69-98X	1				




AUFA04

CAT. AUFA04-06

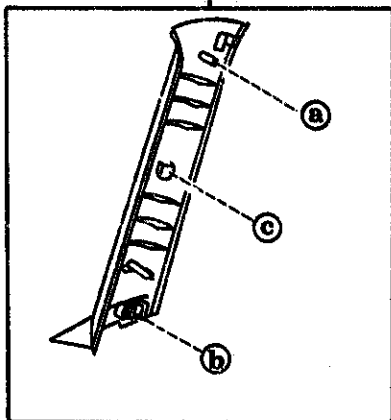
1994-09

6820 PILLAR TRIMS

6820 -1 M PILLAR TRIMS


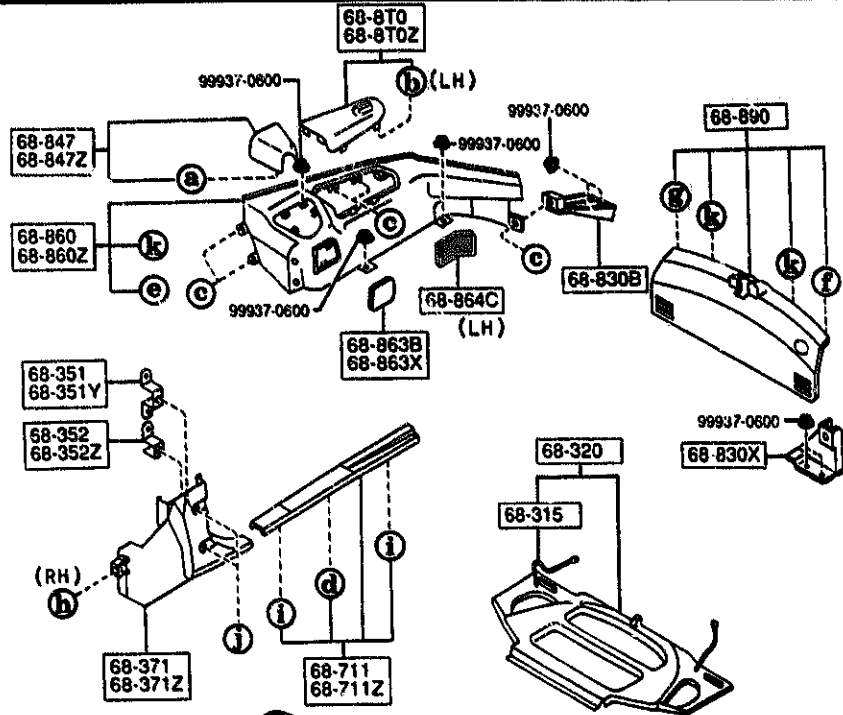


68-160
68-160Z



a	b	c
68-D21	68-218B	68-865S


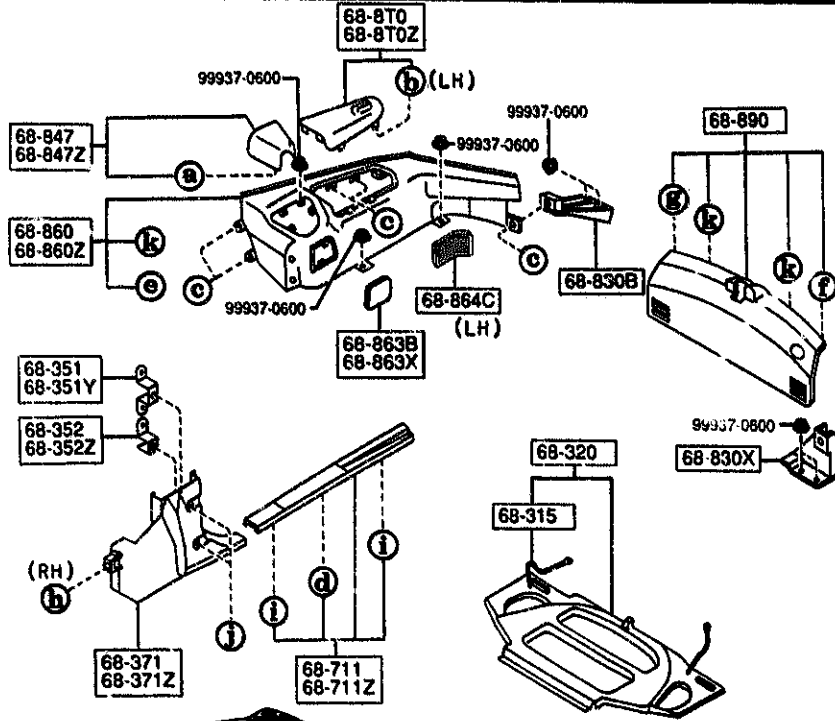
PART NO.	QTY	MODEL/RESTRICTION	MODEL/RESTRICTION	MODEL/RESTRICTION	FROM-TO
68-D21 FD01-68-D21	2	CLIP, TRIM			
68-160 FD01-68-160E	1	TRIM(R), 'A'PILLAR			
02	INT-	FE2 FE3 FE4 BLACK			
68-160Z FD01-68-170E	1	TRIM(L), 'A'PILLAR			
02	INT-	FE2 FE3 FE4 BLACK			
68-218B FD01-68-165	2	SPRING, TRIM			
68-865S GJ12-68-865	2	CLIP, TRIM			



a	b	c	d	e	f
64-345C	68-AB1	68-AC3	68-AD3	68-AD4	68-D21
g	h	i	j	k	
68-172H	68-353	68-712D	68-865Q	68-865S	

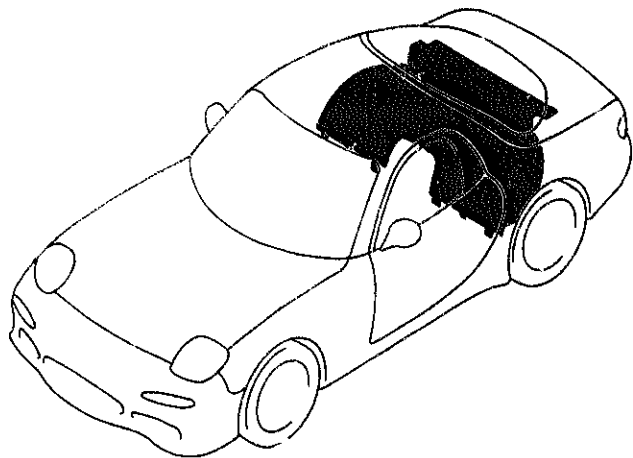
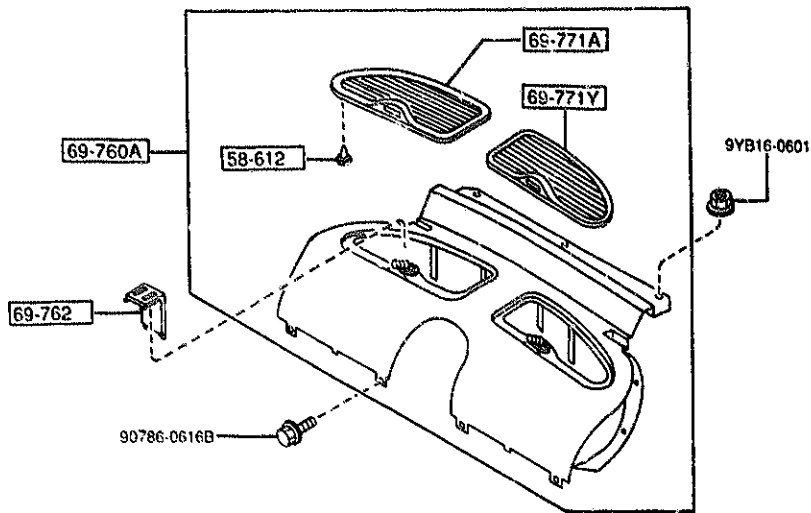
PART NO.	QTY	MODEL/RESTRICTION	MODEL/RESTRICTION	MODEL/RESTRICTION	FROM-TO
64-345C		SPRING, UPPER PLATE			
H260-64-345	6				
68-AB1		FASTENER			
FD01-68-AB1A	1				-2301
FD01-68-AB1B	1				2301-
68-AC3		FASTENER			
B467-68-AC3	10				
02	INT-	FE2 FE3 FE4 BLACK			
68-AD3		CLIP, SCUFF PLATE			
H380-68-AD3	2				
68-AD4		GROMMET, SCUFF PLATE			
FD01-68-AD4A	2				-2301
FD01-68-AD4B	2				2301-
68-D21		CLIP, TRIM			
LA10-68-D21	1				
68-172H		FASTENER, CTR. P/UPP.			
B100-68-215A	1				
68-315		STRAP			
EA01-68-315	2	(SUNROOF)			
68-320		TRAY, REAR PACKAGE			
FD05-68-310C	1	(SUNROOF)			
02	INT-	FE2 FE3 FE4 BLACK			
68-351		BRKT, FRT SIDE TRIM			
FD01-68-351	1				
68-351Y		BRACKET(L), UPPER-F.S. SIDE			
FD01-68-356	1				
68-352		BRACKET(R), LOWER-F.S. SIDE			
FD01-68-352	1				

2301 FD3MM-202878



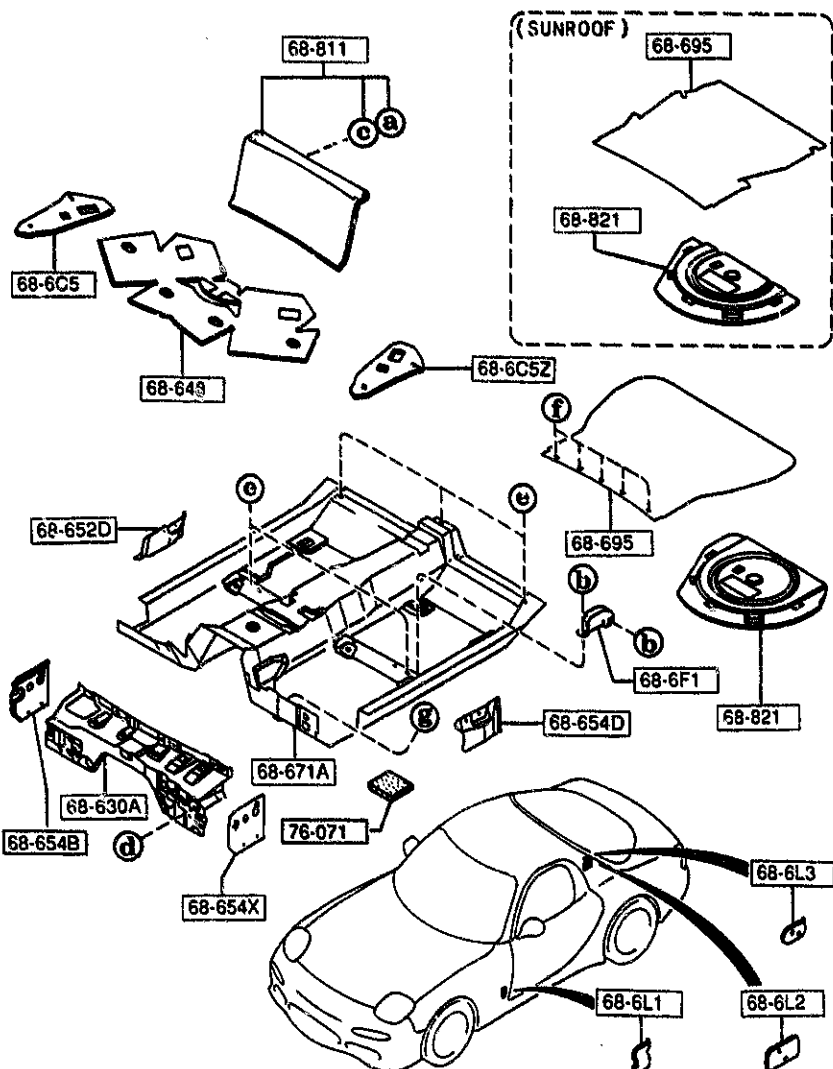
a 64-345C 	b 68-AB1 	c 68-AC3 	d 68-AD3 	e 68-AD4 	f 68-D21
g 68-172H 	h 68-353 	i 68-712D 	j 68-865Q 	k 68-865S 	

PART NO.	QTY	MODEL/RESTRICTION	MODEL/RESTRICTION	MODEL/RESTRICTION	FROM-TO
68-392Z		BRACKET(L), LOWER-F.S. SIDE			
FD01-68-357	1				
68-353		PIN, GUIDE-F. SIDE TRIM			
FD01-68-353	1				
68-371		TRIM(R), FRONT SIDE			
FD01-68-371A	1				
02	INT-	FE2 BLACK			
17	INT-	FE4 RED			
33	INT-	FE3 TAN			
68-371Z		TRIM(L), FRONT SIDE			
FD01-68-391A	1				
02	INT-	FE2 BLACK			
17	INT-	FE4 RED			
33	INT-	FE3 TAN			
68-711		PLATE(R), FRONT SCUFF			
FD01-68-710A	1				
02	INT-	FE2 BLACK			
17	INT-	FE4 RED			
33	INT-	FE3 TAN			
68-711Z		PLATE(L), FRONT SCUFF			
FD01-68-720A	1				
02	INT-	FE2 BLACK			
17	INT-	FE4 RED			
33	INT-	FE3 TAN			
68-712D		CLIP			
B456-68-712	4				
68-870		LID(R), TRUNK SIDE			
FD01-68-870A	1				-2301
02	INT-	FE2 FE3 FE4 BLACK			
FD01-68-870B	1				2301-
02	INT-	FE2 FE3 FE4 BLACK			
2301 FD3XXX-202878					



PART NO.	QTY	MODEL/RESTRICTION	MODEL/RESTRICTION	MODEL/RESTRICTION	FROM-TO
58-612		CUSHION, RUBBER			
M0259-58-612	18				
69-760A		BOX, STORAGE			
FD01-69-760B	1				-2803
02	INT-	FE2 BLACK			
17	INT-	FE4 RED			
33	INT-	FE3 TAN			
FD01-69-760C	1				2803-
02	INT-	FE2 BLACK			
17	INT-	FE4 RED			
33	INT-	FE3 TAN			
69-762		PLATE, LOCK			
FD01-69-768	1				-2401
02	INT-	FE2 BLACK			
17	INT-	FE4 RED			
33	INT-	FE3 TAN			
FD01-69-768A	1				2401-
02	INT-	FE2 BLACK			
17	INT-	FE4 RED			
33	INT-	FE3 TAN			
69-771A		LID(R), OUTER-STRAGE BOX			
*FD01-69-771A	1				
* 02	INT-	FE2 BLACK			
* 17	INT-	FE4 RED			
* 33	INT-	FE3 TAN			
69-771Y		LID(L), OUTER-STRAGE BOX			
*FD01-69-781	1				
* 02	INT-	FE2 BLACK			
* 17	INT-	FE4 RED			
* 33	INT-	FE3 TAN			

2401 FD3***-204313
2803 FD3***-209998



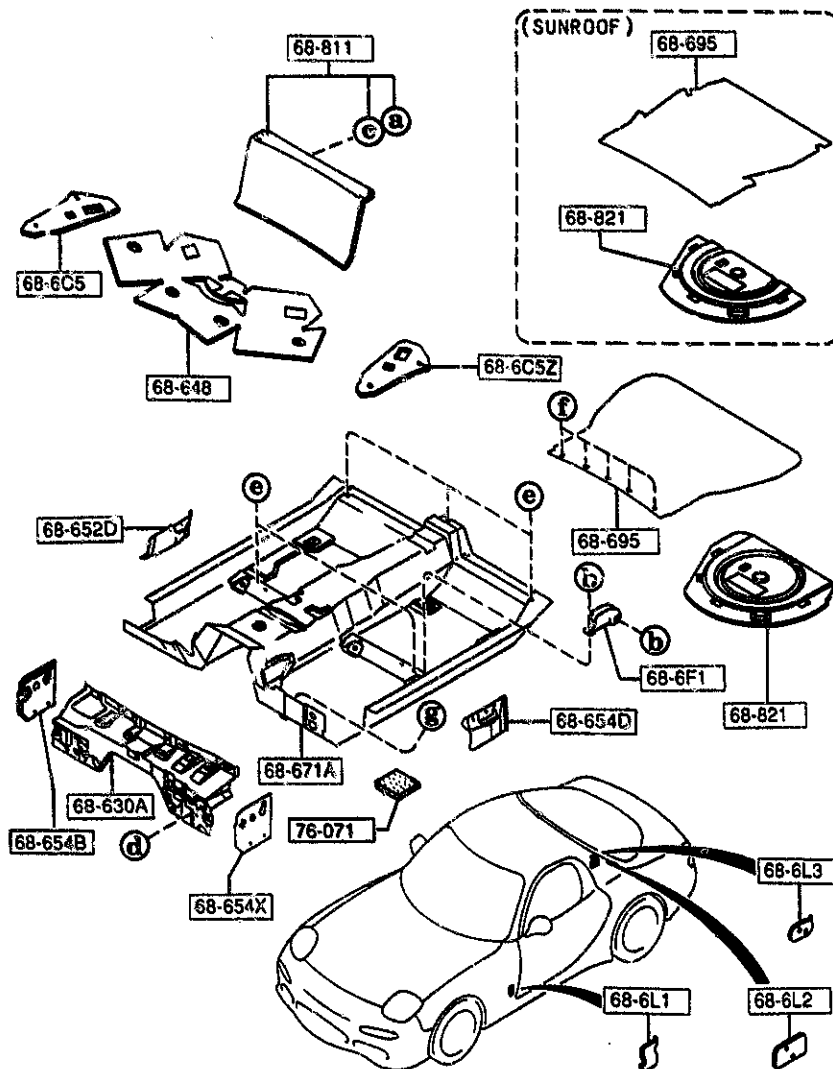
a	b	c	d	e	f	g
68-018B	68-172A 68-675	68-213 89868-0410B	68-615B	68-865A	68-865C 68-865	69-885C

PART NO.	QTY	MODEL/RESTRICTION	MODEL/RESTRICTION	MODEL/RESTRICTION	FROM-TO
68-018B		CAP			
FB01-68-151	14				-3720
02	INT-	FE2 FE3 FE4 BLACK			
68-172A		FASTENER			
B101-68-252	2				-2401
00	INT-	FE2 FE4 BLACK			
33	INT-	FE3 TAN			
68-213		SCREW, TAPPING			
G030-68-213B	14				
68-6C5		PAD(R), TIRE HOUSE			
FD01-68-644A	1				
68-6C5Z		PAD(L), TIRE HOUSE			
FD01-68-649A	1				
68-6F1		BEZZEL, OPENER LEVER			
FD01-68-6F6A	1				
02	INT-	FE2 FE4 BLACK			
33	INT-	FE3 TAN			
68-6L1		COVER 'A', HOLE			
FD01-68-6L1A	2				
68-6L2		COVER 'B', HOLE			
FD01-68-6L2A	2				
68-6L3		COVER 'C', HOLE			
FD01-68-6L3A	2				
68-615B		NUT, FLANGE-CAP			
B100-68-615	9				
68-630A		INSULATOR, DASHBOARD			
FD01-68-63XD	1	(W/O SUN-RF)			-3701
A (FD01-68-63XE)					
FD05-68-63XD	1	(SUNROOF)			-3701
A (FD05-68-63XE)					

2401 FD3MXX-204313

6860 FLOOR MATS & PADS

6860 -2 FLOOR MATS & PADS



a	b	c	d	e	f	g
68-018B	68-172A 68-675	68-213 99868-0410B	68-615B	68-865A	68-865C 68-865	69-885C

AUFA04

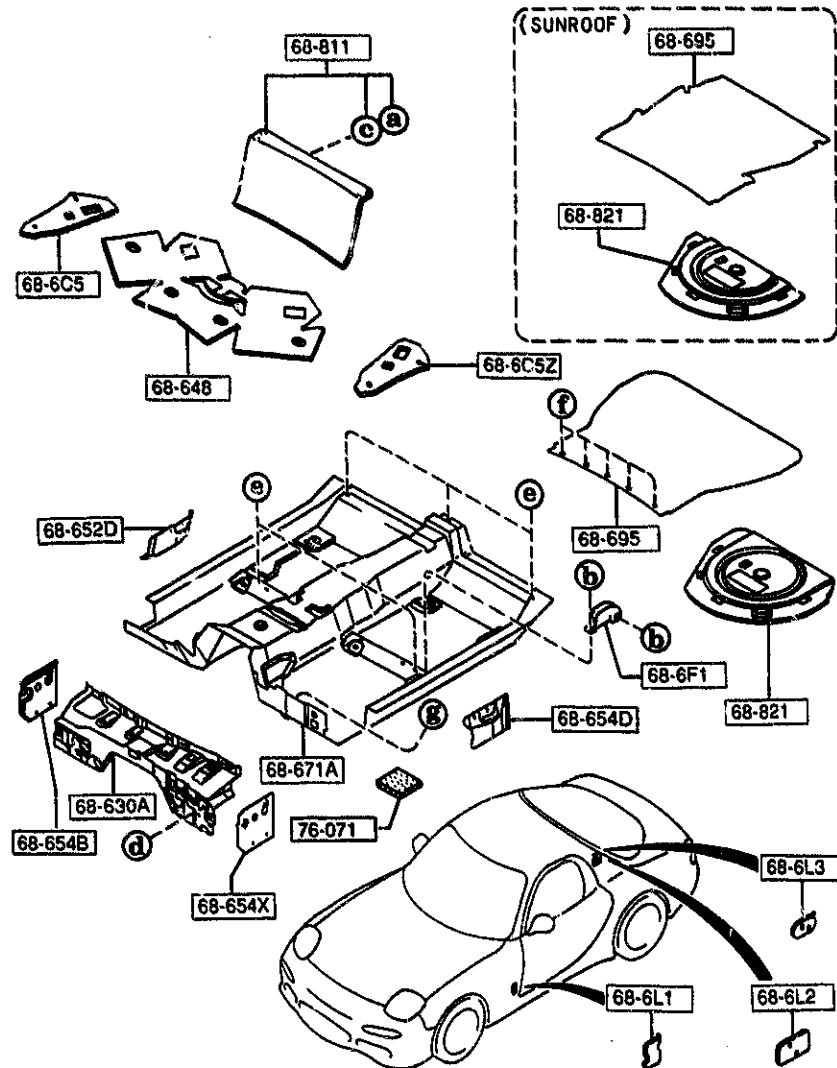
PART NO.	QTY	MODEL/RESTRICTION	MODEL/RESTRICTION	MODEL/RESTRICTION	FROM-TO
CONT'D					
MFD01-68-63XE	1	(W/O SUN-RF)			3701-
MFD05-68-43XE	1	(SUNROOF)			3701-
68-648		PAD, REAR SEAT			
FD01-68-648	1	(W/O SUN-RF)			
FD05-68-648	1	(SUNROOF)			
68-652D		INSULATOR(R), F. FLOOR			
FD01-68-6N6	1				
68-654B		INSULATOR(R), COWL SIDE			
FD01-68-6A1	1				
68-654D		INSULATOR(L), F. FLOOR			
FD01-68-6N7	1				
68-654X		INSULATOR(L), COWL SIDE			
FD01-68-6A2	1				
68-671A		MAT, FLOOR			
FD01-68-670E	1	(W/O SUN-RF)			
02	INT-	FE2 FE4 BLACK			
33	INT-	FE3 TAN			
FD05-68-670E	1	(SUNROOF)			
02	INT-	FE2 FE4 BLACK			
33	INT-	FE3 TAN			
68-675		FASTENER			
B100-68-675	2				2401-
02	INT-	FE2 FE4 BLACK			
33	INT-	FE3 TAN			
68-695		MAT, TRUNK ROOM			
FD01-68-81X	1	(W/O SUN-RF)			
02	INT-	FE2 FE3 FE4 BLACK			
FD05-68-81X	1	(SUNROOF)			
02	INT-	FE2 FE3 FE4 BLACK			

2401 FD3XXX-204313

CAT. AUFA04-06

1994-09

6860 FLOOR MATS & PADS



a	b	c	d	e	f	g
68-018B	68-172A 68-675	68-213 99868-04108	68-615B	68-865A	68-865C 68-865	69-885C

AUFA04

6860 -3 * FLOOR MATS & PADS

PART NO.	QTY	MODEL/RESTRICTION	MODEL/RLSTRICTION	MODEL/RESTRICTION	FROM-TO
68-811		BOARD, PARTITION			
FD01-68-82X	1				
02	INT-	FE2 BLACK			
17	INT-	FE4 RED			
32	INT-	FE3 TAN			
68-821		BOARD(C), TRUNK			
FD01-68-83X	1	(W/O SUN-RF)			
FD05-68-83XA	1	(SUNROOF)			
68-865		FASTENER			
G032-68-865A	5				2401-
00	INT-	FE2 FE3 FE4 BLACK			
68-865A		FASTENER			
BF70-68-865	5				
00	INT-	FE2 FE4 BLACK			
33	INT-	FE3 TAN			
68-865C		FASTENER			
B455-68-865	5				-2401
00	INT-	FE2 FE3 FE4 BLACK			
69-885C		FASTENER			
UB54-68-885	1				
02	INT-	FE2 FE4 BLACK			
82	INT-	FE3 BEIGE			
76-071		SILENCER, FLOOR			
0208-76-071	1	30CMX30CM			

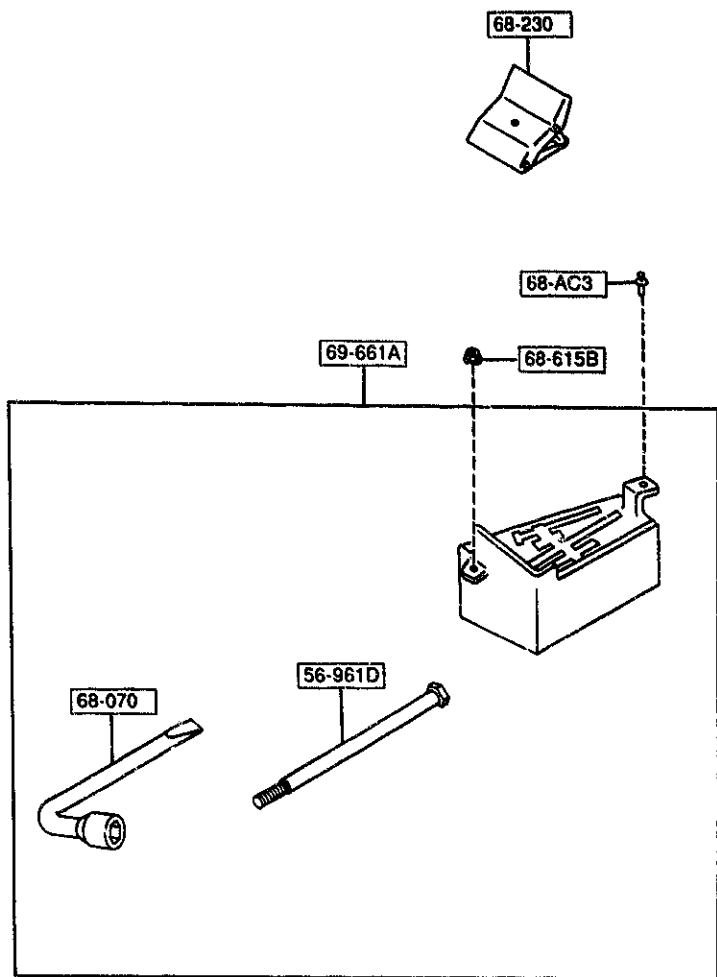
2401 FD3***-204313

CAT. AUFA04-06

1994-09

6870 SERVICE TOOLS

6870 -1 * SERVICE TOOLS

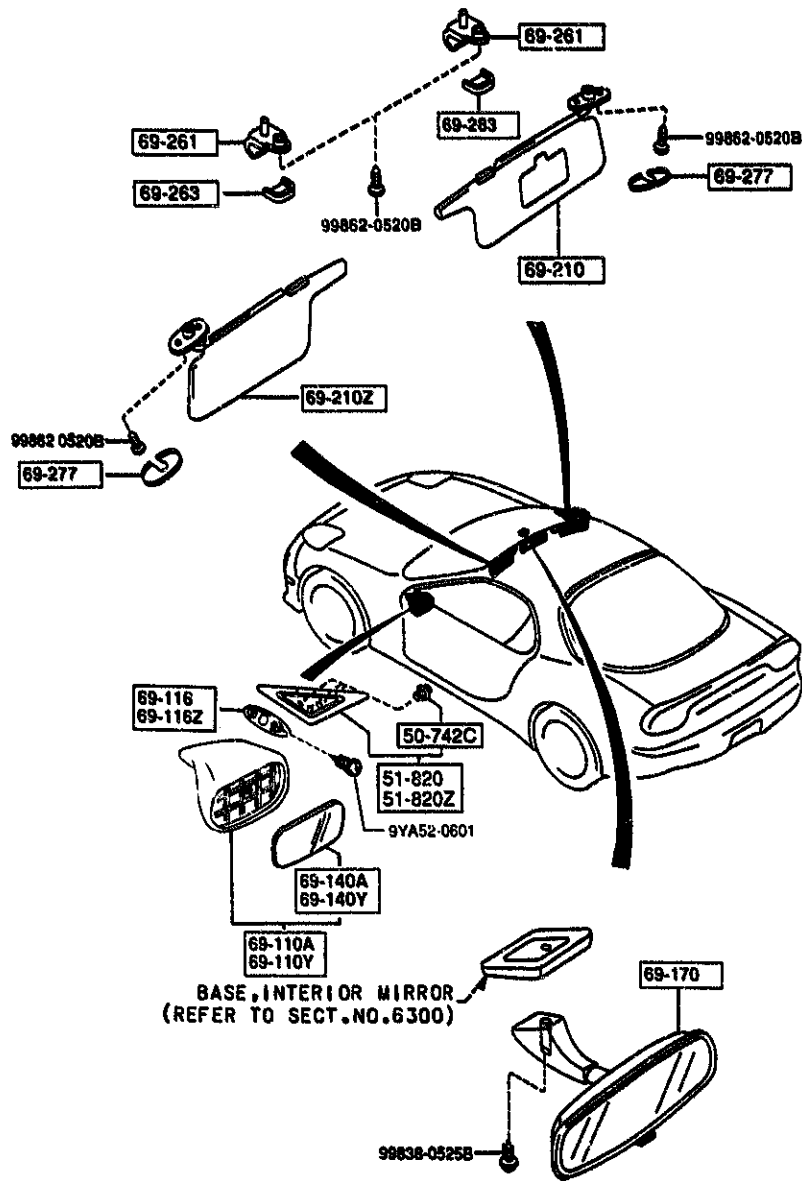


PART NO.	QTY	MODEL/RESTRICTION	MODEL/RESTRICTION	MODEL/RESTRICTION	FROM-TO
56-961D		BOLT			
FD01-56-961	1				
68-AC3		FASTENER			
FD01-68-AC3	1				
68-070		WRENCH, HUB NUT			
NA01-68-070	1				
68-230		STOPPER, WHEEL			
0208-68-230	1				
68-615B		NUT, FLANGE-CAP			
B100-68-615	1				
69-661A		BOX, TOOL			
FD01-69-67Y	1				-2110
FD01-69-67YA	1				2110-

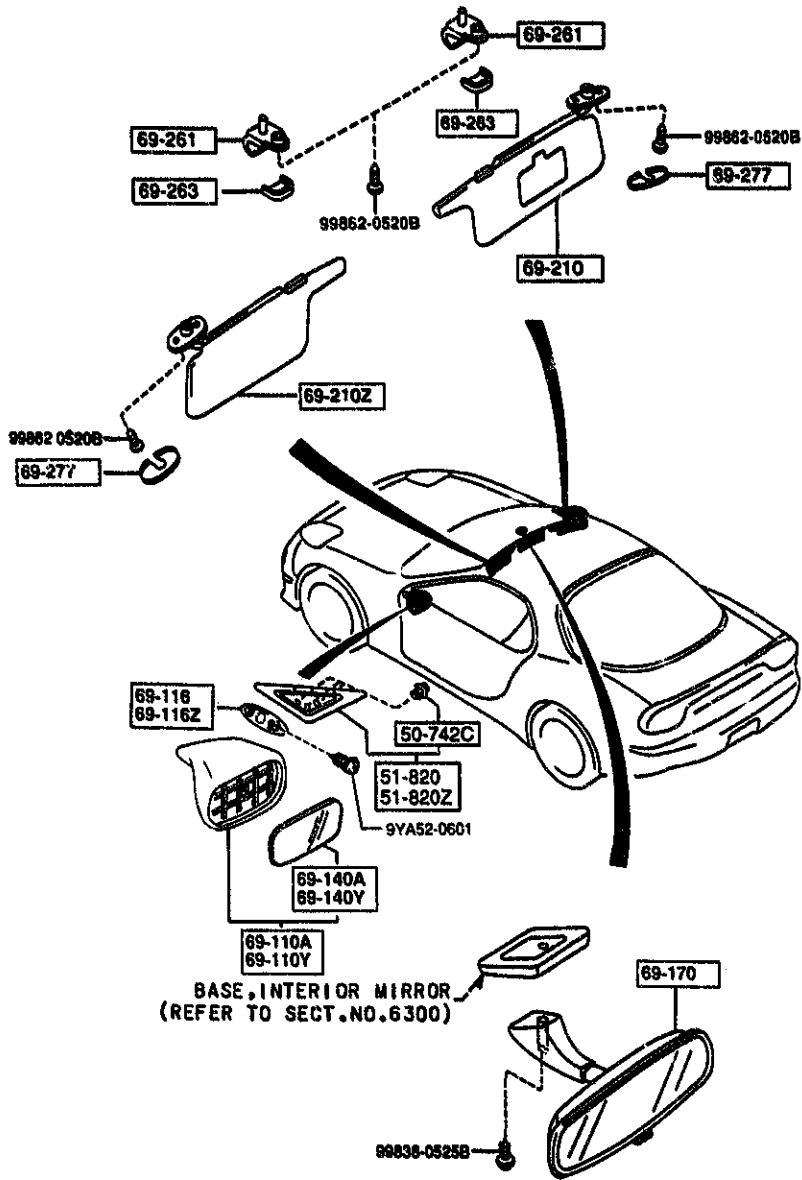
2110 FD3***-200464

6900 VISORS, ASSIST HANDLES & MIRRORS

6900 -1 VISORS, ASSIST HANDLES & MIRRORS

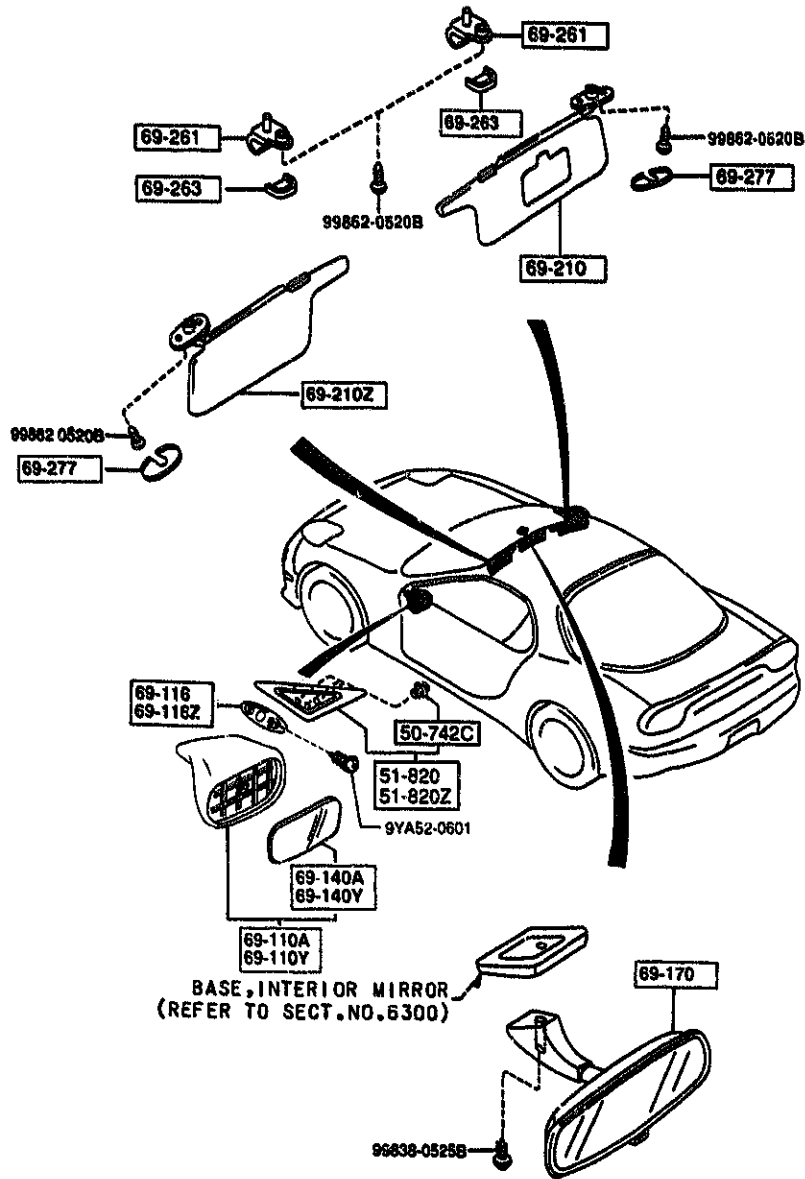


PART NO.	QTY	MODEL/RESTRICTION	MODEL/RESTRICTION	MODEL/RESTRICTION	FROM-TO
50-742C		CLIP			
G043-50-742	6				
51-820		GARNISH(R)			
FD01-50-8R08	1				
51-820Z		GARNISH(L)			
FD01-50-850B	1				
69-110A		MIRROR(R), DOOR			
FD01-76-120	1				
J9	EXT-	J9	COMPETITION YELLOW O		
M8	EXT-	M8	2A MONTEGO BLUE M		
NU	EXT-	NT	NU VINTAGE RED		
PZ	EXT-	PX PZ	BRILLIANT BLACK		
3L	EXT-	3L 43	SILVER STONE METALLIC		
69-110Y		MIRROR(L), DOOR			
FD01-76-180	1				
J9	EXT-	J9	COMPETITION YELLOW O		
M8	EXT-	M8	2A MONTEGO BLUE M		
NU	EXT-	NT	NU VINTAGE RED		
PZ	EXT-	PX PZ	BRILLIANT BLACK		
3L	EXT-	3L 4G	SILVER STONE METALLIC		
69-116		BASE(R), MIRROR			
FD01-69-240	1				
J9	EXT-	J9	COMPETITION YELLOW O		
M8	EXT-	M8	2A MONTEGO BLUE M		
NU	EXT-	NT	NU VINTAGE RED		
PZ	EXT-	PX PZ	BRILLIANT BLACK		
3L	EXT-	3L 4G	SILVER STONE METALLIC		



PART NO.	QTY	MODEL/RESTRICTION	MODEL/RESTRICTION	MODEL/RESTRICTION	FROM TO
69-116Z		BASE(L),MIRROR			
FD01-69-242	1	J9	EXT-	J9 COMPETITION YELLOW O	
		M8	EXT-	M8 2A MONTEGO BLUE M	
		NU	EXT-	NT NU VINTAGE RED	
		PZ	EXT-	PX PZ BRILLIANT BLACK	
		3L	EXT-	3L 4G SILVER STONE METALLIC	
69-140A		GLASS(R),MIRROR			
FD01-69-123	1				2115-
69-140Y		GLASS(L),MIRROR			
FD01-69-183	1				2115-
69-170		MIRROR, INTERIOR			
HG31-69-220	1				-2728
02	INT-	FE2 FE3 FE4 BLACK			
HG31-69-220A	1				2728-3301
AN(HG31-69-220B)					
02	INT-	FE2 FE3 FE4 BLACK			
HG31-69-220B	1				3301-
69-210		SUN VISOR(R)			
FD01-69-270C	1	(SUNROOF)			
02	INT-	FE2 BLACK			
17	INT-	FE4 RED			
33	INT-	FE3 TAN			
FD03-69-270C	1	(W/O SUN-RF)			
02	INT-	FE2 BLACK			
17	INT-	FE4 RED			
33	INT-	FE3 TAN			
69-210Z		SUN VISOR(L)			
FD01-69-320C	1	(SUNROOF)			
02	INT-	FE2 BLACK			
17	INT-	FE4 RED			

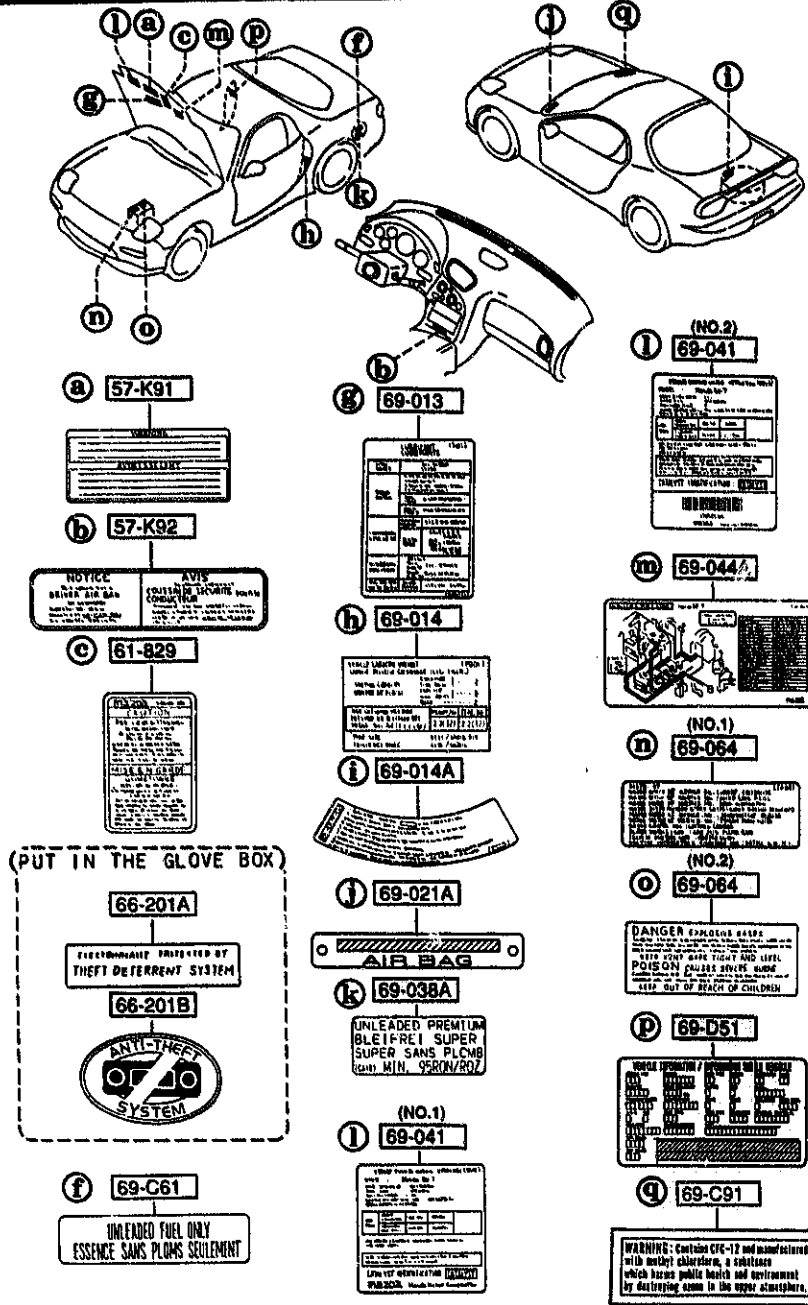
2115 FDSMXX-200652
 2728 FDSMXX-209750
 3301 FDSMXX-210620



PART NO.	QTY	MODEL/RESTRICTION	MODEL/RESTRICTION	MODEL/RESTRICTION	FROM-TO
CONT'D					
33	INT-	FE3 TAN			
FD03-69-320C	1	(W/O SUN-RF)			
02	INT-	FE2 BLACK			
17	INT-	FE4 RED			
33	INT-	FE3 TAN			
69-261		ADAPTER, SUN VISOR			
GA5R-69-261	2				
02	INT-	FE2 BLACK			
17	INT-	FE4 RED			
33	INT-	FE3 TAN			
69-263		COVER, CENTER ADAPTER			
GA5R-69-263	2				
02	INT-	FE2 BLACK			
17	INT-	FE4 RED			
33	INT-	FE3 TAN			
69-277		COVER, SUN VISOR			
GA5R-69-277	2				
02	INT-	FE2 BLACK			
17	INT-	FE4 RED			
33	INT-	FE3 TAN			

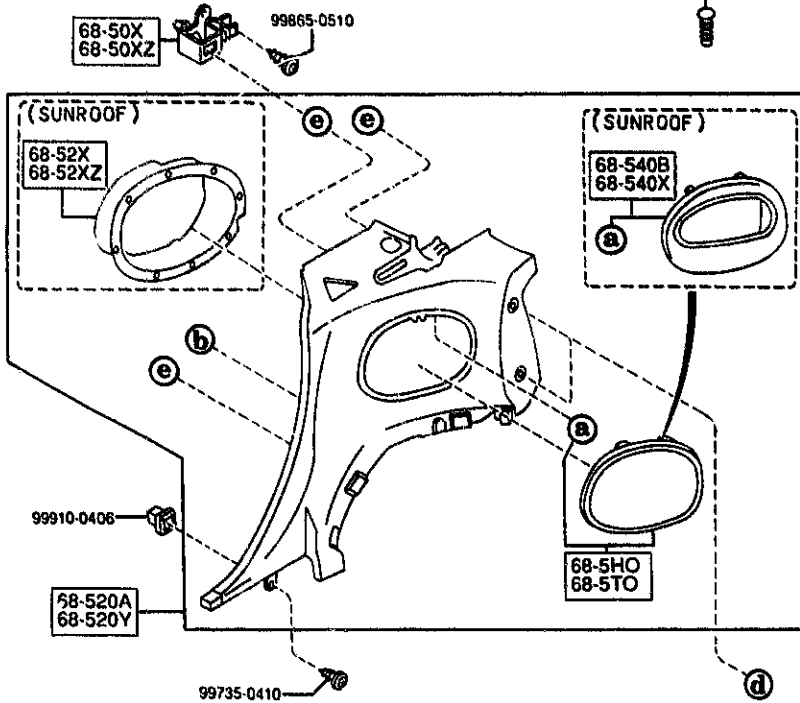
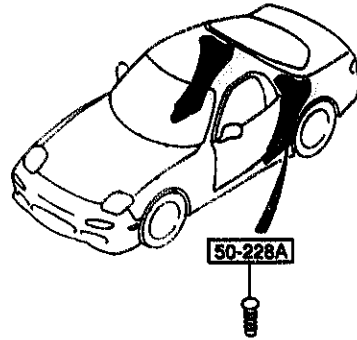
6930 CAUTION PLATES & LABELS

6930 -2 M CAUTION PLATES & LABELS



PART NO.	QTY	MODEL/RESTRICTION	MODEL/RESTRICTION	MODEL/RESTRICTION	FROM-TO
69-021A NA01-69-068A	1	PLATE, CAUTION			
69-038A HG30-69-065	1	LABEL, GASOLINE			2120-
69-041 NSA1-69-036	1	LABEL, EMISSION ENGLISH (ILLUST. NO.1) (EM LABEL-FED.) (MT)			
69-041 NSA2-69-036	1	ENGLISH (ILLUST. NO.1) (EM LABEL-FED.) (AT)			
69-041 NSA3-69-036	1	ENGLISH (ILLUST. NO.2) (EM LABEL-CALIF.) (MT)			
69-041 NSA4-69-036	1	ENGLISH (ILLUST. NO.2) (EM LABEL-CALIF.) (AT)			
69-044A NSA1-69-044A	1	LABEL, VAC. DIAPHRAGM			
69-064 FA03-69-C72A	1	LABEL, BATTERY (ILLUST. NO.1)			
69-064 FA01-69-064A	1	LABEL, BATTERY (ILLUST. NO.2)			

2120 FD3MM-200848

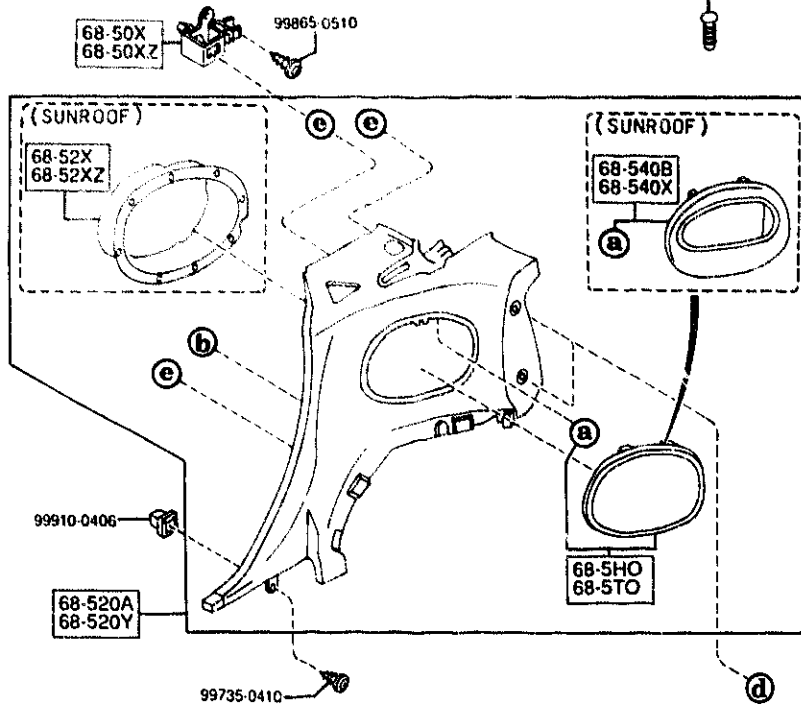



(a)	(b)		(d)	(e)	
55-216B	68-D21		68-AC3	68-865S	

PART NO.	QTY	MODEL/RESTRICTION	MODEL/RESTRICTION	MODEL/RESTRICTION	FROM-TO
50-228A		GROMMET			
0002-50-228	6				
55-216B		SPRING, CENTER PANEL			
B092-55-257	4				
68-AC3		FASTENER			
B467-68-AC3	6				
02	INT-	FE2 BLACK			
17	INT-	FE4 RED			
33	INT-	FE3 TAN			
68-D21		CLIP, TRIM			
LA10-68-D21	2				
68-5H0		GRILLE(R), SPEAKER			
FD01-68-5H0	1	(W/O SUN-RF)			
02	INT-	FE2 BLACK			
17	INT-	FE4 RED			
33	INT-	FE3 TAN			
68-5T0		GRILLE(L), SPEAKER			
FD01-68-5W0	1	(W/O SUN-RF)			
02	INT-	FE2 BLACK			
17	INT-	FE4 RED			
33	INT-	FE3 TAN			
68-50X		BRACKET(R), QUARTER T RIM			
FD01-68-505	1				
68-50XZ		BRACKET(L), QUARTER T RIM			
FD01-68-509	1				
68-52X		POCKET(R), QTR. TRIM			
FD05-68-5C1	1	(SUNROOF)			
02	INT-	FE2 BLACK			
17	INT-	FE4 RED			
33	INT-	FE3 TAN			

7250 QUARTER WINDOW & TRIMS

7250 -2 QUARTER WINDOW & TRIMS



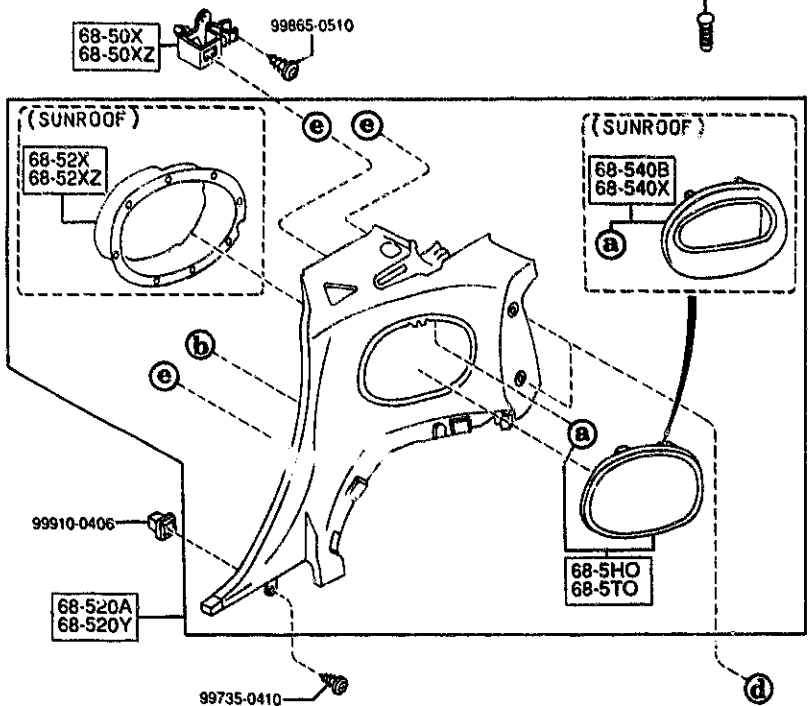

a	b	c	d	e	f
55-216B 	68-D21 		68-AC3 	68-865S 	





PART NO.	QTY	MODEL/RESTRICTION	MODEL/RESTRICTION	MODEL/RESTRICTION	FROM-TO
68-52XZ		POCKET(L), QTR. TRIM			
FD05-68-5N1	1	(SUNROOF)			
02	INT-	FE2 BLACK			
17	INT-	FE4 RED			
33	INT-	FE3 TAN			
68-520A		TRIM(R), QUARTER			
FD01-68-520D	1	(W/O SUN-RF)			-2901
02	INT-	FE2 BLACK			
17	INT-	FE4 RED			
33	INT-	FE3 TAN			
FD05-68-520D	1	(SUNROOF)			-2901
02	INT-	FE2 BLACK			
17	INT-	FE4 RED			
33	INT-	FE3 TAN			
FD01-68-520E	1	(W/O SUN-RF)			2901-
02	INT-	FE2 BLACK			
17	INT-	FE4 RED			
33	INT-	FE3 TAN			
FD05-68-520E	1	(SUNROOF)			2901-
02	INT-	FE2 BLACK			
17	INT-	FE4 RED			
33	INT-	FE3 TAN			
68-520Y		TRIM(L), QUARTER			
FD01-68-950D	1	(W/O SUN-RF)			-2901
02	INT-	FE2 BLACK			
17	INT-	FE4 RED			
33	INT-	FE3 TAN			
FD05-68-550D	1	(SUNROOF)			-2901
02	INT-	FE2 BLACK			
17	INT-	FE4 RED			
33	INT-	FE3 TAN			
FD01-68-550E	1	(W/O SUN-RF)			2901-
02	INT-	FE2 BLACK			

2901 FD3***-210499

7250 QUARTER WINDOW & TRIMS

7250 -3 * QUARTER WINDOW & TRIMS



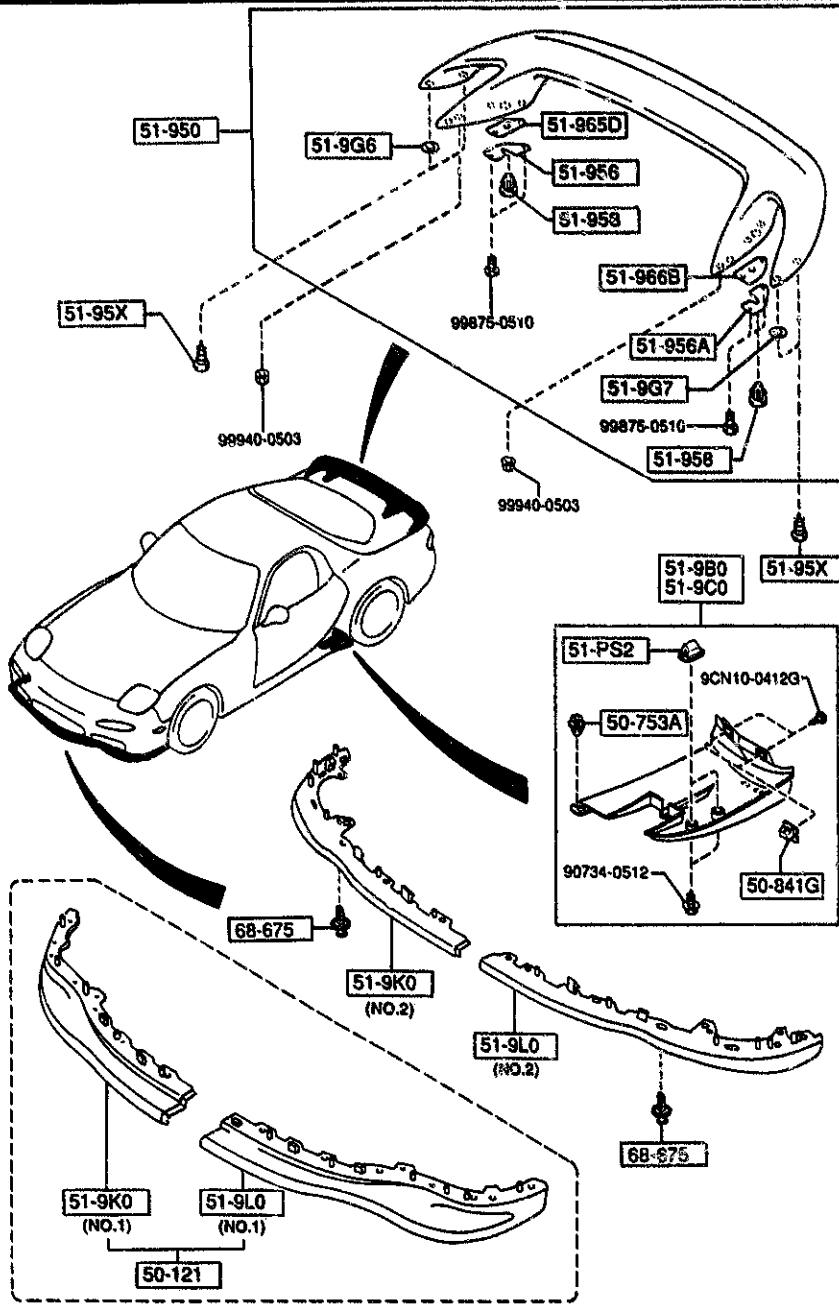
a	b	c	d	e	f
55-216B 	68-D21 		68-AC3 	68-865S 	

PART NO.	QTY	MODEL/RESTRICTION	MODEL/RESTRICTION	MODEL/RESTRICTION	FROM-TO
CONT'D					
17	INT-	FE4 RED			
33	INT-	FE3 TAN			
FD05-68-550E	1	(SUNROOF)			2901-
02	INT-	FE2 BLACK			
17	INT-	FE4 RED			
33	INT-	FE3 TAN			
68-540B		COVER(R), QTR. TRIM			
FD05-68-5CX	1	(SUNROOF)			
02	INT-	FE2 BLACK			
17	INT-	FE4 RED			
33	INT-	FE3 TAN			
68-540X		COVER(L), QTR. TRIM			
FD05-68-5NX	1	(SUNROOF)			
02	INT-	FE2 BLACK			
17	INT-	FE4 RED			
33	INT-	FE3 TAN			
68-865S		CLIP, TRIM			
GJ12-68-865	18				

2901 FD3XXX-210499

7800 SPOILERS & RELATED PARTS

7800 -1 SPOILERS & RELATED PARTS



PART NO.	QTY	MODEL/RESTRICTION	MODEL/RESTRICTION	MODEL/RESTRICTION	FROM-TO
50-121		DAM, AIR-SKIRT			
FD03-51-9H0	1				
50-753A		FASTENER			
0043-50-753	2				
50-841G		GROMMET, SCREW			
F044-51-912	4				
51-PS2		SCREW, GROMMET			
FC17-51-PS2 A (FC17-51-PS2A)	4				-2301
FC17-51-PS2A	4				2301-
51-9B0		SPOILER(R), SIDE			
FD03-51-9B0A A (FD01-51-9B0B)	1				-2501
FD01-51-9B0B	1				2501-
51-9C0		SPOILER(L), SIDE			
FD01-51-9C0A A (FD01-51-9C0B)	1				-2501
FD01-51-9C0B	1				2501-
51-9G6		GASKET(R), SPOILER			
FD03-51-9G6	1				
51-9G7		GASKET(L), SPOILER			
FD03-51-9G7	1				
51-9K0		SKIRT(R), FRONT AIR D AM			
FD03-51-9H3A	1	(ILLUST. NO.1)			
FD01-51-9K1	1	(ILLUST. NO.2)			
51-9L0		SKIRT(L), FRONT AIR D AM			
FD03-51-9H2A	1	(ILLUST. NO.1)			
FD01-51-9L1	1	(ILLUST. NO.2)			
51-95X		SCREW SET			
BW1N-51-95X	4				

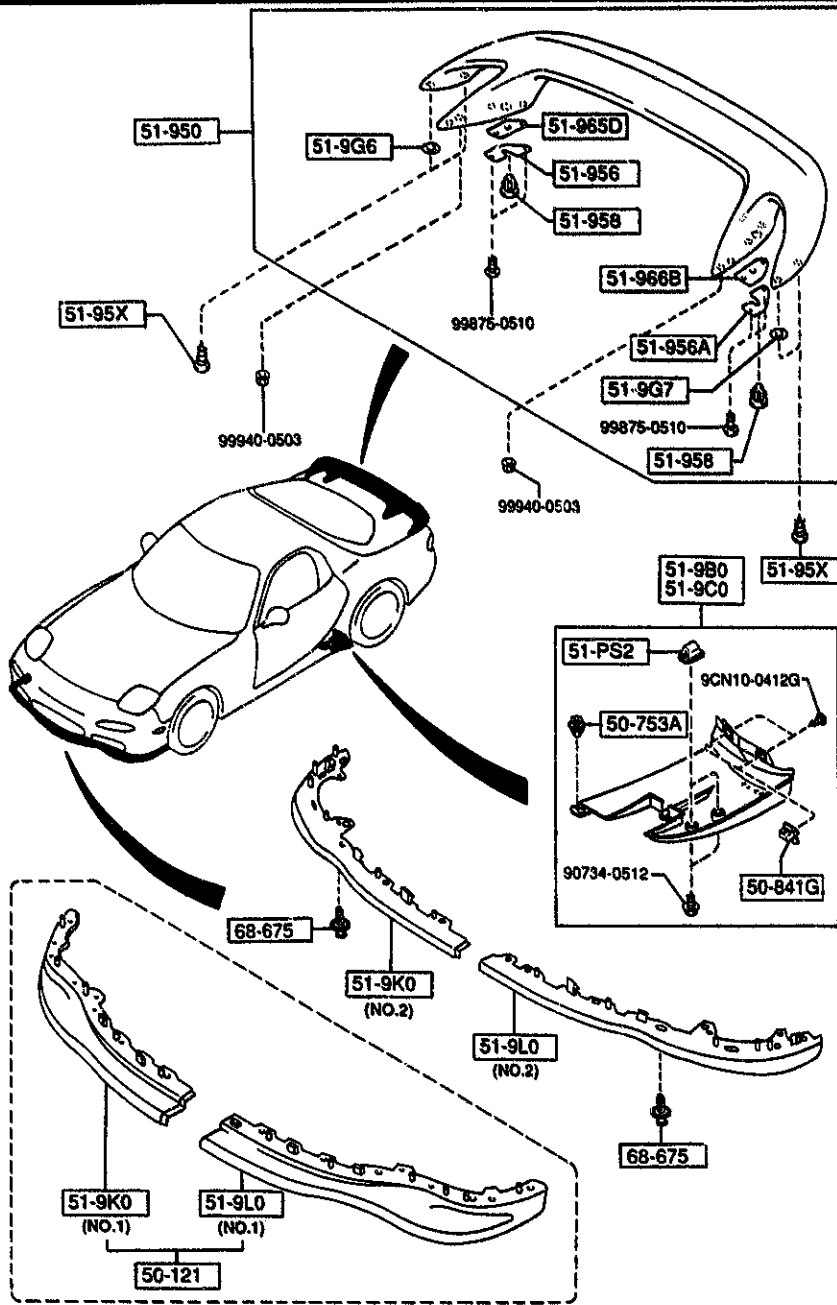
2301 FD3MM-202878
2501 FD3MM-205709

AUFA04

CAT. AUFA04-06

1996-09

7800 SPOILERS & RELATED PARTS



AUFA04

PART NO.	QTY	MODEL/RESTRICTION	MODEL/RESTRICTION	MODEL/RESTRICTION	FROM-TO
51-950		SPOILER, REAR			
FD03-51-960	1	J9	EXT-	J9 COMPETITION YELLOW O	-2201
		M8	EXT-	M8 MONTEGO BLUE M	
		NU	EXT-	NU VINTAGE RED	
		PZ	EXT-	PZ BRILLIANT BLACK	
		UC	EXT-	UC CRYSTAL WHITE	
		3L	EXT-	3L SILVER STONE METALLIC	
FD03-51-960A	1	J9	EXT-	J9 COMPETITION YELLOW O	2201-
		M8	EXT-	M8 2A MONTEGO BLUE M	
		NU	EXT-	NT NU VINTAGE RED	
		PZ	EXT-	PX PZ BRILLIANT BLACK	
		UC	EXT-	UC CRYSTAL WHITE	
		3L	EXT-	3L 40 SILVER STONE METALLIC	
51-956		BRACKET(R), SPOILER			
FD03-51-965	1				
51-956A		BRACKET(L), SPOILER			
FD03-51-966	1				
51-958		CLIP, SPOILER			
B459-51-958	2				
51-965D		GASKET(C), SPOILER			
FD03-51-908	1				
51-966B		GASKET, SPOILER			
FD03-51-909	1				
68-675		FASTENER			
B100-68-675	2				
00	EXT-	QU J9 M8 NT NU PX PZ SX UC 2A 3L 40 BLACK			

2201 FD3MM-201428

CAT. AUFA04-06

1994-09

PART NUMBER INDEX

This index is listed in the following sequence.

GENERAL PARTS

EXAMPLE

- 1 Model/Type
Third, in the sequence of model/type (1st-4th digits)
- 2 Group
First, in the sequence of group (5th & 6th digits)
- 3 Part
Second, in the sequence of part (7th-9th digits)

INDEX DES NOMBRES DE PIÈCES

Cet index a été composé selon la séquence suivante.

PIÈCES GÉNÉRALES

EXEMPLE

- 1 Modèle/type
Troisièmement, séquence du modèle/type (1er à 4ème chiffres)
- 2 Groupe
Premièrement, séquence du groupe (5ème et 6ème chiffres)
- 3 Pièce
Deuxièmement, séquence de la pièce (7ème à 9ème chiffres)

NUMERO INDICE DE PIEZA

Este índice se ordena en la siguiente secuencia.

PIEZAS GENERALES

EJEMPLO

- 1 Tipo de modelo
Tercero, en la secuencia de tipo de modelo (entre las cifras 1ro-4to lugar)
- 2 Grupo
Primero, en la secuencia de grupo (las cifras en 5to y 6to lugar)
- 3 Pieza
Segundo, en la secuencia de pieza (entre las cifras 7mo-9no lugar)

TEILENUMMERN

Die Teilenummern setzen sich wie folgt zusammen.

ALLGEMEINE TEILE

BEISPIEL

- 1 Modell/Typ
Angabe des Modells bzw. Type (1. bis 4. Ziffern)
- 2 Baugruppe
Angabe der Baugruppe (5. und 6. Ziffer)
- 3 Teil
Angabe des Teils (7. bis 9. Ziffer)

① ② ③
| | |
B A O 1 6 0 3 5 0

STANDARD PARTS

Standard Parts are listed in numerical sequence after General Parts.
(Note: Those parts which do not have D-Code are not listed in the index.)

PIÈCES STANDARD

Les pièces standard sont énumérées selon une séquence numérique, après les pièces générales.
(Remarque: Les pièces qui ne possèdent pas de code D ne sont pas mentionnées dans cet index.)

PIEZAS NORMALES

Las piezas normales se numeran secuencialmente después de las Piezas generales.
(Note: Las piezas que no tienen un código D no están en el índice.)

STANDARDTEILE

Die Standardteile sind nach den allgemeinen Teilen mit fortlaufender Numerierung aufgeführt.
(Hinweis: Teile ohne D-Code sind nicht aufgeführt.)

PART NUMBER INDEX / INDEX DES NUMEROS DE PIECES / TEILENUMMER-INDEX / INDICE DE NUMERO DE PARTES

*****	NSA1-10-400A	1-H3	*****	NSA2-13-247	1-34	1480-13-730	1-E5	NSA1-14-260	1-F4	NSA1-15-183	1-J6
*****	NE03-10-604	1-H3	*****	NSA2-13-247	1-L4	NF01-13-735	1-E5	NSA1-14-270A	1-F4	NSA1-15-184A	1-J6
* C2-000 *	NSA1-10-416	3-H6	* 13-000 *	NSA1-13-249	1-L4	NSA1-13-735	1-E4	NSA1-14-273A	1-F3	NSA1-15-185	1-K6
*****	NSA1-10-420B	1-E3	*****	NSA1-13-250	1-J4	NSA4-13-75X	1-E4	NSA1-14-274	1-F3	NSA1-15-185A	1-K6
*****	NSA1-10-424	1-E3	*****	NSA2-13-250	1-J4	NSA3-13-750A	1-E4	NSA1-14-280A	1-F4	NSA1-15-186	1-K6
*****	NSA1-10-424A	1-E3	*****	N236-13-253A	1-E4	NSA3-13-750A	1-E4	NSA2-14-290A	1-F4	NSA1-15-200A	1-K6
NSA1-02-200	NSA1-10-427	1-H3	NS350-13-896	1-15	8574-13-253	1-J4	NSA2-14-290A	1-F4	NSA2-15-200A	1-K6	
NSA2-02-200	NS3YA-10-427	1-H3	NSA2-13-C60	1-K4	NF01-13-257A	1-K4	NSA1-14-293	1-F4	NSA2-15-200A	1-K6	
*****	NS318-10-441	1-D3	NSA2-13-C61	1-K4	NSA1-13-257	1-K4	NSA2-14-293	1-F4	NSA2-15-200A	1-K6	
*****	NSA1-10-455	1-H3	NSA1-13-C80A	1-E4	NSA1-13-280	1-K4	B6Y1-14-302	1-D6	NSA2-15-200A	1-K6	
* 09-000 *	NSA1-10-470	3-H6	NSA2-13-C80C	1-E4	N253-13-282	1-K4	NSA1-14-310A	1-D6	NSA2-15-200A	1-K6	
*****	2306-10-481	1-E3	NSA1-13-C87A	1-E4	NSA1-13-300A	1-E4	NSA2-14-600	1-D6	NSA2-15-200A	1-K6	
*****	NSA1-10-498	1-H3	NSA1-13-M6X	1-C5	F201-13-302A	1-L4	NSA1-13-765	1-H4	NSA2-15-211B	1-K6	
*****	NSA1-10-500	1-E3	NSA2-13-M6X	1-C5	F251-13-320	1-E4	NSA1-13-766	1-H4	2667-15-303A	2-G4	
*****	NSA1-10-502	1-E3	NSA2-13-M6X	1-C5	NSA1-13-329	1-D4	NSA1-13-767	1-H4	NSA1-15-35XA	1-K6	
*****	NSA1-10-507	1-H3	NSA2-13-M6X	1-C5	NSA1-13-33X	1-D4	NSA2-13-768	1-H4	NSA1-15-350A	1-L6	
FD01-09-010C02	NSA1-10-507	1-H3	NSA2-13-M6X	1-C5	NSA1-13-330	1-L5	NSA1-13-785	1-H4	NSA1-15-355	1-L6	
FD01-09-010D	0813-10-555A	1-F3	NSA2-13-M6X	1-C5	NSA1-13-352	2-L6	NSA3-13-786	1-M4	NSA1-15-359	1-L6	
FD01-09-010D02	1668-10-556A	1-F3	NSA1-13-M68	1-C5	NS390-13-350	2-L6	NSA3-13-810	1-E5	NSA1-15-359	1-L6	
FD02-09-010C02	NSA1-10-560A	1-H3	NS390-13-M69	1-C5	NS304-13-356B	3-H6	NSA4-13-810	1-E5	NSA1-15-350B	1-L6	
FD02-09-010D02	NSA1-10-560B	1-H3	NSA1-13-M7X	1-C5	F51-13-363	1-E4	NSA1-13-812	1-E5	NSA1-15-350B	1-L6	
*****	NSA1-10-566	1-H3	NSA1-13-W70	1-C5	NSA1-13-363	1-E4	NSA1-13-815	2-D6	NSA1-15-355	1-L6	
*****	8871-10-631A	1-H3	NSA1-13-W76	1-C5	NF01-13-363	1-C9	NSA1-13-815A	2-D6	NSA1-15-359	1-L6	
*****	*****	*****	NSA1-13-W8Y	1-C5	NS318-13-363	1-H6	NSA7-13-815	2-D6	NSA1-15-359	1-L6	
* 10-000 *	*****	*****	NSA1-13-W80	1-C5	0222-13-363	1-H6	NSA1-13-816	2-D6	NSA1-15-359	1-L6	
*****	* 11-000 *	*****	NSA1-13-W86	1-C5	NSA1-13-364	1-C9	NSA1-13-816A	2-D6	NSA1-15-359	1-L6	
*****	*****	*****	NSA1-13-W87	1-C5	NSA1-13-364	1-H6	NSA3-13-820A	1-E5	NSA1-15-359	1-L6	
*****	*****	*****	NSA1-13-W89	1-C5	NSA2-13-364	1-E4	NSA2-13-840	2-D6	NSA1-15-359	1-L6	
NS326-10-806	NS3YA-11-810	1-M3	FE17-13-ZE1	2-L6	NSA1-13-366	1-N3	NSA1-13-885	1-F4	NSA1-15-359	1-L6	
NSA1-10-810	NSA1-11-811	1-L3	FEH2-13-ZE4	2-L6	NSA1-13-380	1-E4	NSA2-13-885	1-M4	NSA1-15-359	1-L6	
NSA1-10-850	NSA2-11-811	1-L3	NSA1-13-ZG1	1-J4	NSA1-13-380A	1-E4	NSA3-13-885	1-J5	NSA1-15-359	1-L6	
NS326-10-871A	NSA3-11-811	1-L3	NSA2-13-ZG1	1-J4	NSA1-13-388A	1-E4	NSA3-13-886A	1-E5	NSA1-15-359	1-L6	
NS326-10-872	NSA1-11-811	1-L3	NSA1-13-ZG3	1-J4	NSA1-13-390	1-E4	NSA1-13-887	1-F4	NSA1-15-359	1-L6	
NSA1-10-873	NS51-11-C00	1-L3	NSA1-13-ZG3	1-J4	NSA1-13-390A	1-E4	NSA2-13-887A	1-J5	NSA1-15-359	1-L6	
NSA1-10-C00B	NS326-11-C02A	1-L3	NSA1-13-ZG4	1-J4	NSA1-13-390B	1-C4	NSA3-13-887	1-J5	NSA1-15-359	1-L6	
NSA1-10-C00C	NS326-11-C03A	1-L3	NSA3-13-Z07	1-J4	NSA1-13-396A	1-E4	NSA4-13-887	1-M4	NSA1-15-359	1-L6	
NSA1-10-C06	NS326-11-C04A	1-L3	NSA4-13-Z07	1-J4	NSA1-13-397A	1-E4	NSA3-13-888	1-L4	NSA1-15-359	1-L6	
NSA1-10-C08	NS326-11-C06A	1-L3	NSA1-13-Z1Y	1-E4	NSA1-13-410	2-F8	NSA4-13-888	1-M4	NSA1-15-359	1-L6	
NS326-10-C15	NSY1-11-C11	1-M3	NSA1-13-Z01	1-N4	NSA2-13-421	2-F8	NSA2-13-889A	2-F8	NSA1-15-359	1-L6	
NS3YA-10-C50B	NF01-11-C17	1-L3	SL50-13-208	1-D4	NS26-13-428A	1-L4	NSA4-13-889	1-M4	NSA2-14-770B	3-C8	
NS3YA-10-C50C	NS326-11-C20A	1-L3	1570-13-211	1-D4	NSA1-13-447	2-F8	NSA1-13-890	1-J5	NSA1-14-780B	1-I6	
NS3YB-10-C50B	NS326-11-C22A	1-L3	NSA1-13-240	1-M4	NSA1-13-450A	1-E4	NSA3-13-890	1-J5	NSA2-14-780B	1-I6	
NS3YB-10-C50C	NSA1-11-C24	1-L3	NSA3-13-100	1-N3	NS390-13-453A	1-E4	NSA1-13-970	1-L4	NSA1-14-820	3-H6	
NS350-10-C85	NSA2-11-D00	1-J3	NSA1-13-100A	1-N3	NS391-13-456	1-C4	NSA1-13-971	1-L4	NSA1-14-830A	1-I6	
NSA1-10-C86	NS326-11-D03	1-J3	1010-13-100A	1-E5	E586-13-461B	1-E4	NSA2-13-971A	2-F8	NSA3-14-830A	1-I6	
NSA1-10-D00	NS326-11-D11	1-J3	NSA1-13-111	1-N3	NSA1-13-461	1-C4	NSA1-13-972	1-L4	NSA1-14-850	1-I6	
NSA1-10-D10	NS326-11-D15	1-J3	8AF7-13-111	1-C3	NSA1-13-468A	1-C4	NSA1-13-977	1-J5	*****	*****	
NS3YA-10-E00	NS326-11-D17	1-J3	NSA1-13-112	1-N3	NSA1-13-491	2-D6	NSA1-13-978	1-J5	* 15-000 *	*****	
NSA1-10-E04	NSA1-11-D51	1-J3	NSA1-13-150	1-J4	NSA1-13-496	1-L4	NSA3-13-990	1-E5	*****	*****	
NSA1-10-E05	NS390-11-D52	1-K3	NSA2-13-150	1-J4	NSA1-13-524	1-T5	NSA4-13-990	1-E5	*****	*****	
NSA1-10-E06	NSA1-11-D53	1-K3	8681-13-157	1-I4	NSA1-13-53X	1-E4	NSA1-13-991	1-E5	*****	*****	
NSA1-10-E07	NSA1-11-D54	1-K3	8574-13-157	1-I4	NSA1-13-530	1-E4	HE41-13-995	1-J5	*****	*****	
NSA1-10-E08	NSA1-11-D55	1-K3	NS326-13-158	1-F8	NS386-13-535	2-D6	NSA1-13-995	1-J5	*****	*****	
NSA1-10-E09	NSA1-11-D56	1-K3	NSA1-13-162	1-G4	NSA1-13-54X	1-E4	NS390-13-995A	1-J5	*****	*****	
NS3YA-10-E10	NSA1-11-D57	1-K3	NS350-13-164	1-C4	NSA1-13-540A	1-E4	NSA3-13-996	1-E5	*****	*****	
NSA1-10-E10A	NSA1-11-D58	1-K3	NSA3-13-170	1-G4	NSA1-13-550	1-D4	NSA4-13-996	1-E5	NSA1-15-010C	1-I6	
NSA1-10-E22	NSA1-11-D59	1-K3	NSA1-13-200	1-N3	NSA1-13-56X	1-D4	*****	*****	NSA1-15-010D	1-I6	
NSA1-10-E23	NSA7-11-D61	1-K3	NSA1-13-203	1-L4	NSA1-13-56YA	1-D4	* 14-000 *	*****	NSA2-15-010C	1-I6	
NSA1-10-E24	NSA8-11-D61	1-K3	NSA1-13-220	1-L4	NSA1-13-640	1-D5	*****	*****	NSA2-15-010D	1-I6	
NSA1-10-E25	NS326-11-D75	1-K3	NSA1-13-221A	1-L4	NSA2-13-640	1-D5	*****	*****	SAF6-15-100	1-I6	
NSA1-10-E26	8341-11-343	1-L3	NSA1-13-23XB	1-N3	NSA1-13-655	1-E5	*****	*****	NSA1-15-109	1-K6	
NS350-10-E50A	N225-11-351	1-M3	NSA1-13-230	1-G4	NSA1-13-661	1-N3	NSA1-15-116	1-I6	NSA1-15-116	1-I6	
NS350-10-E51B	1011-11-353A	1-M3	NSA1-13-231	1-G4	NSA1-13-681	1-N3	NSA1-15-131	1-I6	NSA1-15-140	1-J6	
NS350-10-E56	N225-11-361	1-M3	NSA1-13-240A	1-G4	NSA1-13-691	1-N3	NSA2-15-140	1-J6	NSA2-15-140	1-J6	
NS350-10-E61A	1011-11-363A	1-M3	NSA1-13-240A	1-G4	NSA1-13-692	1-N3	NSA1-15-150	1-K6	NSA1-15-150	1-K6	
NSA1-10-S60	NSA1-11-400A	1-J3	1480-13-240A	1-T5	NSA1-13-692A	1-N3	NS386-13-162	1-J6	NS386-13-162	1-J6	
NS326-10-T11	1881-11-404	1-J3	1481-13-240A	1-T5	NSA1-13-70Y	1-C4	NSA1-15-168	1-J6	NSA1-15-168	1-J6	
1757-10-111	NSA1-11-404A	1-J3	1482-13-240A	1-T5	NSA1-13-700	1-E4	SAF5-15-171	1-J6	SAF5-15-171	1-J6	
NS231-10-174	NS318-11-500	1-J3	NSA1-13-245	1-D4	NSA1-13-708A	1-C4	NSA1-15-172	1-J6	NSA1-15-172	1-J6	
0839-10-203	NS351-11-521	1-K3	NSA1-13-245A	1-D4	NSA1-13-710	1-F4	NSA1-15-172	1-J6	NSA2-15-172	1-J6	
8562-10-205	0839-11-531	1-K3	NSA1-13-246	1-D4	NSA2-13-710	1-F4	NS350-15-173	1-J6	NS350-15-173	1-J6	
1757-10-207A	0820-11-705	1-K3	NSA1-13-246A	1-D4	NSA1-13-712	1-G4	NS326-15-174	1-J6	NS326-15-174	1-J6	
NS249-10-219	0810-11-711	1-K3	NSA1-13-247	1-D4	NSA1-13-720	1-J5	NS323-15-175	1-J6	NS323-15-175	1-J6	
4767-10-244	*****	*****	NSA2-13-247	1-D4	NSA1-13-721	1-J5	NSA1-15-182	1-J6	NSA1-15-182	1-J6	
NS326-10-323	*****	*****	*****	*****	NSA1-13-726	1-J5	NSA1-15-182A	1-J6	NSA1-15-182A	1-J6	

PART NUMBER INDEX / INDEX DES NUMEROS DE PIECES / TEILENUMMER-INDEX / INDICE DE NUMERO DE PARTES

R507-17-221	1-J7	0221-17-441A	1-D8	PN16-18-W27	1-I8	8BF1-18-140A	1-G8	BV65-19-090G	1-E9	BV11-19-404	1-L9	BV45-19-561	1-E11
0317-17-225	1-J7	1011-17-443	1-G7	N3A1-18-W35	1-J8	JF03-18-141A	3-K8	BV65-19-100	1-E9	BV11-19-405	1-L9	BV45-19-561A	1-E11
R527-17-230	1-J7		1-J9	N336-18-W36	1-I8	N3A1-18-180A	1-G8	BV11-19-201	1-E9	BV11-19-406	1-L9	BV11-19-567	1-E11
R523-17-240	1-J7	R514-17-450	1-G7	N3A1-18-W45	1-I8	N3A1-18-190A	1-G8	BV11-19-202	1-E9	BV11-19-429	3-J6	BV46-19-570	1-E11
F401-17-243A	1-J7	R514-17-450A	1-G7	N3A1-18-W50	1-I8	N3A1-18-211	3-H6	BV11-19-203	1-E9	BV11-19-431	1-J11	BV45-19-571	1-E11
R535-17-250	1-K7	R504-17-455	1-G7	N3A1-18-W51	1-I8	N3A1-18-221	3-H6	BV11-19-204	1-E9	BV11-19-434	1-J11	BV11-19-572	1-C11
R503-17-26Y	1-K7	R522-17-461	1-G7	N3A1-18-W60	1-I8	N3A1-18-222	3-H6	BV11-19-205	1-E9	BV11-19-437	1-L9	BV11-19-572A	1-D11
F504-17-26Y	1-K7	R522-17-461A	1-G7	JE48-18-W70	1-I8	N3A1-18-251	1-G8	BV11-19-206	1-E9	BV65-19-437	1-L9	BV11-19-573	1-D11
R523-17-260	1-K7	Q398-17-462A	1-E8	B3C7-18-W77	1-I8	N3A1-18-300A	1-I8	BV11-19-207	1-E9	BV65-19-440	1-J11	BV11-19-573A	1-D11
W501-17-263A	1-K7	R504-17-470	1-E8	N3A1-18-W80	1-J8	N3A1-18-360B	1-G8	BV65-19-210	1-E9	BV65-19-443	1-J11	BV45-19-588	1-E11
G401-17-264	1-K7	R504-17-470A	1-E8	NF01-18-X00A	1-L8	N3A1-18-381	1-G8	BT40-19-216	1-E9	BV65-19-444	3-J6	BV11-19-587	1-E11
R501-17-264	1-K7	M591-17-474	1-G7	N3A1-18-X00	1-L8	N3A2-18-381	1-H8	BV65-19-220	1-E9	BV65-19-444A	3-J6	BV11-19-590	1-E11
M502-17-265C	1-K7	Q303-17-474	1-E8	E356-18-X01	1-M8	N3A1-18-397	1-H8	BV60-19-221	1-E9	BV11-19-450	1-J11	BV11-19-593	1-E11
R503-17-265B	1-K7	R503-17-475	1-H7	F210-18-X01	1-M8	NF01-18-400B	1-L8	BV65-19-221	1-E9	BV11-19-451	1-M10	BV11-19-595	1-E11
R514-17-265B	1-K7	R513-17-476	1-H7	NF01-18-X05	1-M8	N3A1-18-400	1-L8	BV65-19-240	1-E9	BV11-19-453	1-M10	BV11-19-601	1-E11
R507-17-268	1-K7	M513-17-480A	1-E8	N326-18-X05	1-M8	JE15-18-51X	3-T6	BV11-19-241	1-E9	BV11-19-454	1-C11	BV11-19-602	1-E11
R513-17-270A	1-K7	R503-17-481	1-E8	G401-18-X06	1-N8	KL01-18-51X	3-T6	BV11-19-242	1-E9	BV11-19-454A	1-D11	BV11-19-603	1-E11
0884-17-274	1-K7	G5A0-17-482B	1-H7	NF01-18-X10	1-N8	AM15-18-520A	1-C9	BV11-19-247	1-E9	BV11-19-456	1-C11	BV11-19-604	1-F11
0884-17-275B	1-K7	M505-17-482	1-E8	N3A1-18-X10	1-N8	E364-18-520B	1-C9	BV11-19-255	1-F9	BV11-19-456A	1-D11	BV11-19-605	1-F11
3648-17-275A	1-K7	R507-17-495	1-H7	NF01-18-X20	1-M8	N251-18-520B	1-C9	BV50-19-255	1-D10	BV11-19-457	1-C11	BV11-19-606	1-F11
0839-17-276	1-K7	R507-17-510A	1-E8	N318-18-X20	1-L8	FE50-18-522	1-C9	BV11-19-256	1-F9	BV11-19-457A	1-D11	BV11-19-607	1-F11
0839-17-277	1-L7	M501-17-515	1-D8	N327-18-X20	1-M8	N3A1-18-591D	1-C9	BV11-19-257	1-F9	BV11-19-458	1-C11	BV46-19-6F1	1-F11
0839-17-278	1-L7	R503-17-520A00	1-E8	N318-18-X25	1-N8	N3A1-18-591E	1-C9	BV11-19-381	1-L10	BV11-19-458A	1-D11	BV65-19-6M6	1-G11
R505-17-281	1-L7	R503-17-520B00	1-E8	N326-18-X30	1-L8	N3A1-18-593A	1-C9	BV41-19-382	1-G11	BV11-19-459	1-C11	BV45-19-601	1-G11
R502-17-283	1-L7	R501-17-523	1-H7	NF01-18-X35	1-M8	N3A1-18-593B	1-C9	BV45-19-384	1-L10	BV11-19-459A	1-D11	BV65-19-601	1-G11
0839-17-287	1-L7	M501-17-530A	1-H7	NF01-18-X40	1-M8	N3A2-18-593A	1-C9	BV11-19-385A	1-L10	BV11-19-475	1-L9	BV11-19-603	1-F11
0839-17-288	1-L7	0884-17-530	1-D9	N326-18-X40	1-M8	N3A1-18-701	3-L6	BV11-19-386	1-L10	BV11-19-476	1-L9		1-H11
R501-17-295	1-L7	R505-17-540	1-H7	NF01-18-X50	1-M8	F285-18-741	1-J5	BV11-19-387	1-J9	BV11-19-480	1-M10	BV11-19-605	1-F11
R501-17-299	1-L7	R507-17-540	1-H7	F225-18-X56	1-L8	N3A1-18-741	1-F5	BV11-19-387	1-J9	BV11-19-484	1-M10	BV35-19-605	1-F11
R525-17-301	1-L7	M501-17-543A	1-H7	NF01-18-X56	1-L8	N3A7-18-741	1-J5	BV11-19-387	1-J9	BV11-19-497	1-M10	BV45-19-609	1-H11
R504-17-302A	1-L7	R503-17-543	1-H7	N326-18-X57	1-N8	N390-18-741	1-K5	BV11-19-388	1-J9	BV11-19-498	1-M10	BV56-19-610	1-H11
0821-17-303	1-L7	R505-17-550	1-H7	F214-18-X60A	1-L8	S3A1-18-744	1-K5	BV65-19-380	1-M10	BV45-19-499	1-M10	BV11-19-613	1-H11
R501-17-304	1-L7	R502-17-551	1-H7	NF01-18-X60A	1-L8	JE16-18-811	3-L6	BV11-19-383	1-K9	BV11-19-580	1-M10	BV45-19-613	1-H11
0839-17-305B	1-L7	R501-17-552	1-E8	N326-18-X62A	1-L8	NF01-18-821	3-H6	BV11-19-384	1-J9	BV11-19-580A	1-M10	BV65-19-613	1-H11
R502-17-306A	1-L7	R501-17-555	1-H7	NF01-18-X65	1-L8	NF02-18-821A	3-L6	BV11-19-314	1-K9	BV11-19-581	1-M10	BV66-19-613	1-H11
0727-17-306	1-L7	R526-17-570	1-H7	N326-18-X65	1-L8	N3A1-18-831	3-L6	BV11-19-303	1-F11	BV65-19-5D0	1-M10	BV65-19-615	1-H11
R524-17-308	1-L7	P501-17-575	1-I7	F214-18-X66	1-N8	N3A2-18-831A	3-L6	BV11-19-304	1-F11	BV65-19-5D0A	1-M10	BV65-19-615	1-H11
M501-17-309	1-L7	R523-17-610	1-M7	F214-18-X70	1-N8	N3A1-18-835	3-L6	BV55-19-304	1-F11	BV11-19-5D1A	1-M10	BV11-19-616	1-H11
R505-17-310B	1-M7	R501-17-612	1-M7	JF01-18-X70	1-N8	F202-18-840A	3-L6	BV11-19-305	1-L10	BV11-19-5D1B	1-M10	BV45-19-616	1-H11
0821-17-313	1-M7	R501-17-613	1-M7	NF01-18-X70	1-N8	NF02-18-840	3-L6	BV11-19-306	1-F11	BV11-19-5D2	1-M10	BV65-19-616	1-H11
0884-17-315	1-M7	R504-17-620	1-M7	N318-18-X71	1-N8	N370-18-840	3-J6	BV11-19-307	1-F11	BV11-19-5D3	1-N10	BV65-19-617	1-H11
R502-17-316	1-M7	R502-17-621A	1-N7	N326-18-X71	1-N8	N391-18-840	1-K4	BV65-19-310	1-J9	BV11-19-5D4	1-N10	BV11-19-618	1-H11
4069-17-323	1-M7	3648-17-629	1-N7	NF01-18-X75	1-L8	N3A1-18-845	3-J6	BV11-19-311	1-L10	BV11-19-5F1	1-I11	BV11-19-620	1-C11
0884-17-325B	1-F7	R501-17-631A	1-N7	N318-18-X80A	1-M8	N3A1-18-861A	3-J6	BV11-19-322	1-G11	BV11-19-5H0	1-N10	BV11-19-620A	1-C11
0305-17-327	1-M7	R501-17-632A	1-N7	N326-18-X87	1-N8	E3A1-18-867	3-J6	BV11-19-324	1-G11	BV11-19-5J0	1-N10	BV11-19-622	1-H11
0305-17-328	1-M7	R501-17-633A	1-N7	NF01-18-X90	1-M8	N3A1-18-881	3-J6	BV11-19-331	1-J9	BV11-19-5J1	1-N10	0338-19-622	1-F11
R526-17-330	1-F7	R501-17-634A	1-N7	N326-18-X91	1-M8	N3A1-18-881A	3-J6	0338-19-331A	1-J9	BV11-19-5J3	1-N10	BV65-19-623	1-H11
R526-17-330A	1-F7	R501-17-635	1-N7	NF01-18-X92	1-L8	N3A2-18-881	3-J6	BV11-19-336	1-G11	BV11-19-5J4	1-N10	BV65-19-625	1-H11
G5A0-17-335	1-F7	R501-17-636	1-N7	N326-18-X92	1-M8	N3A2-18-881A	3-J6	BV55-19-336	1-G11	BV11-19-5K2	1-N10	BV65-19-626	1-H11
R501-17-335A	1-F7	R506-17-640	3-H6	N326-18-X93	1-M8	N3A2-18-881B	3-J6	BV11-19-337	1-G11	BV65-19-5K2	1-N10	BV65-19-627	1-H11
R401-17-337A	1-D7	R507-17-640	3-H6	E356-18-X95	1-L8	N3A3-18-881	3-J6	BV11-19-338	1-G11	BV11-19-5K3	1-N10	BV65-19-628	1-H11
R504-17-337	1-F7	R508-17-640	3-H6	NF01-18-X95	1-L8	N3A3-18-881A	3-J6	BV11-19-341	1-J11	BV65-19-5K3	1-N10	BV45-19-651	1-C11
R505-17-337	1-F7	0821-17-641B	1-N7	N3A1-18-09FA	3-F8	N3A4-18-881	3-J6	BV11-19-347	1-J9	BV11-19-5K4	1-N10	BV11-19-655	1-I11
R502-17-338	1-F7	M502-17-651	1-N7	N3A2-18-09FA	3-F8	N3A4-18-881A	3-J6	BV65-19-360	1-L10	BV65-19-5K4	1-N10	BV11-19-669	1-D10
BV41-17-341	1-G11	M502-17-652	1-N7	N3A2-18-09FA	3-F8	N3A4-18-881B	3-J6	BV11-19-361	1-K9	BV11-19-5K5	1-N10	BV45-19-669	1-D10
R502-17-341A	1-M7	M502-17-653	1-N7	N3A1-18-09FY	3-F8	N3A2-18-882	3-J6	BV11-19-363	1-K9	BV65-19-5K5	1-N10	BV45-19-670	1-I11
M501-17-342	1-M7	M502-17-654	1-N7	N3A1-18-05ZC	3-F8	N3A2-18-883	3-J6	BV65-19-363	1-K9	BV11-19-5K6	1-N10	BV56-19-688	1-L9
R501-17-351	1-D8	M502-17-655	1-N7	N3A1-18-05ZD	3-F8	N3A1-18-890	2-D6	BV11-19-379	1-L10	BV65-19-5K6	1-N10	BV11-19-7A1	1-D10
0114-17-351	1-D8	0462-17-660C	1-I7	N3A1-18-05ZE	3-F8	N3A2-18-9E1	3-J6	BV11-19-381	1-K9	BV11-19-5K7	1-N10	BV11-19-7A3	1-L9
R502-17-371	1-G7	W501-17-724	1-N7	N3A2-18-05ZD	3-F8	N3A2-18-9E1A	3-J6	BV11-19-384	1-K9	BV11-19-5K8	1-C11	BV11-19-701	1-F9
R501-17-372	1-G7	W501-17-725A	1-N7	N3A2-18-05ZE	3-F8	N3A2-18-9E1B	3-J6	BV11-19-385	1-K9	BV11-19-5K9	1-C11	BV11-19-704	1-F9
R501-17-373	1-G7	W501-17-725B	1-N7	N3A2-18-05ZF	3-F8	N3A1-18-911	1-D5	BV11-19-386	1-K9	BV45-19-500	1-C11	BV11-19-707	1-J11
0810-17-381A	1-G7	R501-17-732	1-C8	N3A2-18-05ZG	3-F8	N3A2-18-911	1-D5	BV11-19-387	1-J11	BV11-19-503	1-C11	BV65-19-710	1-L9
R501-17-385A	1-G7			N3A3-18-05Z	3-F8	N3A1-18-921	3-J6	BV11-19-388	1-K9	BV11-19-504	1-C11	BV11-19-726	1-F9
BV65-17-400	1-J9			N3A2-18-05A	3-F8			BV11-19-389	1-K9	BV11-19-505	1-C11	BV11-19-732	1-J11
R505-17-400A	1-G7			N3A1-18-100	1-F8			BV11-19-391	1-K9	BV11-19-506	1-C11	BV11-19-733	1-J11
R505-17-400B	1-G7			N3A2-18-100	1-F8			0338-19-395	1-K9	BV11-19-507	1-C11	BV11-19-734	1-K11
R522-17-402	1-D8			N3A3-18-100	1-F8			BV11-19-397	1-L9	BV11-19-508	1-C11	BV35-19-735	1-M9
R501-17-404B	1-D8			N3A2-18-105A	1-F8			0338-19-397	1-L9	BV45-19-510	1-D11	BV60-19-735	1-M9
R505-17-406	1-E8			N3A1-18-110	1-G8			BV11-19-481	1-L10	BV11-19-520	1-D11	BV12-19-737	1-M9
R522-17-411	1-E8			N3A2-18-110	1-F8			BV11-19-482	1-L10	BV11-19-521	1-D11	BV40-19-737	1-M9
0103-17-411	1-E8			N3A3-18-110	1-F8			BV11-19-483	1-L10	BV11-19-522	1-D11	0338-19-739	1-M9
R502-17-412A	1-D8			N3A4-18-110	1-F8			BV11-19-484	1-G11	BV11-19-523	1-D11	BV65-19-750	1-D10
R505													

PART NUMBER INDEX / INDEX DES NUMEROS DE PIECES / TEILENUMMER-INDEX / INDICE DE NUMERO DE PARTES

FD01-67-060E	J-D8	FD04-67-501A	J-L8	FD01-68-J30 02	J-M9	FD01-68-450033	J-M3	FD01-68-710A02	J-L9	N3A1-69-036	J-L10	FD01-69-851	J-C6
FD04-67-060C	J-D8	FD05-67-501	J-L8	FD01-68-J30A02	J-M9	FD01-68-450033	J-M3	FD01-68-710A17	J-L9	N3A2-69-036	J-L10	FD01-69-852	J-C6
FD04-67-060D	J-D8	FD01-67-502	J-L8	FD01-68-J40 02	J-M9	FD01-68-450017	J-M3	FD01-68-710A33	J-L9	N3A3-69-036	J-L10	FD01-69-858	J-D6
FD01-67-070E	J-G8	4116-67-502	J-E9	FD01-68-J40A02	J-M9	FD01-68-450F33	J-M3	B456-68-712	J-L9	N3A4-69-036	J-L10	FD01-69-859	J-D6
FD01-67-070G	J-G8	D061-67-505	J-L8	FD01-68-J5Y 02	J-N9	FD05-68-9CX 02	J-C11	FD01-68-720A02	J-L9	N3A1-69-044A	J-L10	FD01-69-861	J-D6
FD01-67-070H	J-G8	LA01-67-505B	J-E9	FD09-68-J5Y 02	J-N9	FD05-68-9CX 17	J-C11	FD01-68-720A17	J-L9	FA01-69-064A	J-L10	FD01-69-864	J-C6
FD01-67-070J	J-G8		J-L8	M001-68-0C0A	J-H9	FD05-68-9CX 33	J-C11	FD01-68-720A33	J-L9	HG30-69-065	J-L10	FD01-69-865	J-D6
FD02-67-070	J-G8	FD01-67-508	J-L8	FD01-68-021	J-H9	FD05-68-9C1 02	J-M10	B216-68-755	J-J3	NA01-49-068A	J-L10	EA05-69-871	J-D6
FD02-67-070A	J-G8	FD01-67-509	J-L8	FD01-68-030B02	J-H9	FD05-68-9C1 17	J-M10	FD01-68-8h2	J-M9	FD03-69-074	J-K10	EA05-69-872	J-D6
F100-67-071E	J-E8	FD02-67-509	J-L8	FD01-68-030B17	J-H9	FD05-68-9C1 33	J-M10	FD01-68-8h7	J-M9	HG30-69-119	J-N5	EA05-69-873	J-C6
F801-67-095	J-E8	FD01-67-510 J9	J-M8	FD01-68-030B33	J-H9	FD01-68-9H0 02	J-M10	FD01-68-8T0A02	J-L9	FD01-69-123	J-L10	FD03-69-896A	J-E6
H115-67-099	J-F8	FD01-67-510 NU	J-M8	FD01-68-030C02	J-H9	FD01-68-9H0 17	J-M10	FD01-68-8T0B02	J-L9	FD01-69-133	J-L10	FD03-69-897	J-E6
H116-67-099	J-F8	FD01-67-510 O3	J-M8	FD01-68-030C17	J-H9	FD01-68-9H0 33	J-M10	FD01-68-8V0A02	J-M9	HG31-69-220 02	J-L10	GA28-69-897	J-E6
J001-67-099	J-G8	FD02-67-510 J9	J-L8	FD01-68-030C33	J-H9	FD05-68-9NX 02	J-C11	FD01-68-8V0B02	J-M9	HG31-69-220A02	J-L10	GA28-69-897	J-E6
FD01-67-100C	J-E8	FD02-67-510 NU	J-L8	FD03-68-030B02	J-H9	FD05-68-9NX 17	J-C11	FD01-68-8V0C02	J-M9	FD01-69-240 J9	J-H10	FD01-69-9H1	J-E6
FD04-67-100C	J-E8	FD02-67-510 O3	J-L8	FD03-68-030B17	J-H9	FD05-68-9NX 33	J-C11	FD05-68-81X 02	J-E10	FD01-69-240 M8	J-H10	FD01-69-9H2	J-E6
FD04-67-100D	J-E8	FD03-67-510	J-E9	FD03-68-030B33	J-H9	FD05-68-9NX 02	J-N10	1011-68-815	J-N16	FD01-69-240 NU	J-H10	FD01-69-9H3	J-E6
FD04-67-100E	J-E8	B499-67-519	J-F9	FD03-68-030C02	J-H9	FD05-68-9N1 17	J-N10	FD01-68-82X 02	J-F10	FD01-69-240 PZ	J-H10	FD01-69-9H4	J-E6
FD01-67-190C	J-J8	FD01-67-560	J-C7	FD03-68-030C17	J-H9	FD05-68-9N1 33	J-N10	FD01-68-82X 17	J-F10	FD01-69-240 ZL	J-H10	FD04-69-920	J-E6
FD01-67-190D	J-J8	FD01-67-560A	J-C7	FD03-68-030C33	J-H9	FD01-68-9W0 02	J-M10	FD01-68-82X 32	J-F10			FD01-69-921	J-E6
FD01-67-190E	J-J8		J-C7	0003-68-032	J-N15	FD01-68-9W0 17	J-M10	FD01-68-83X	J-F10	HG31-69-240	J-N5	FD04-69-922	J-F6
FD04-67-190C	J-J8	FD02-67-580	J-C7	GM09-68-049 02	J-H9	FD01-68-9W0 33	J-M10	FD05-68-83XA	J-F10	FD01-69-242 J9	J-N10	FD01-69-923	J-E6
FD04-67-190D	J-J8	M020-67-6D1	J-C7	GM09-68-049 17	J-H9	FD01-68-905	J-M10	FD01-68-850C02	J-M9	FD01-69-242 M8	J-L10	EA05-69-924	J-D6
FD01-67-200C	J-J8	FD01-67-650	J-C7	GM09-68-049 33	J-H9	FD01-68-909	J-M10	FD01-68-850D02	J-M9	FD01-69-242 NU	J-L10	F100-69-926	J-E6
FD01-67-200D	J-J8	FD01-67-7F0B	J-C7	NA01-68-070	J-G10	FD01-68-91X0	J-N3	FD01-68-857 02	J-M9	FD01-69-242 PZ	J-L10	F100-69-926A	J-F6
FD04-67-200C	J-J8	FD01-67-7F0C	J-C7	FD01-68-151 02	J-D10	FD01-68-91YD	J-N3	BF70-68-865 00	J-F10	FD01-69-242 3L	J-L10	KA02-69-926	J-E6
FD04-67-200E	J-J8	KA32-67-720	J-C7	FD01-68-160E02	J-J9	FD01-68-920D02	J-N10	BF70-68-865 33	J-F10	GASR-69-261 02	J-J10	GA28-69-927	J-F6
FD01-67-240E	J-E8	GE10-67-730	J-C7	FD01-68-165	J-J9	FD01-68-920D17	J-N10	BR70-68-865	J-D4	GASR-69-261 17	J-J10	FD01-69-929	J-E6
F100-67-270A	J-E8	KE10-67-730	J-C7	FD01-68-170E02	J-J9	FD01-68-920D33	J-N10	B040-68-865A00	J-D4	GASR-69-263 02	J-J10	FD01-69-960 02	J-D6
GJ21-67-306	J-N8	H022-67-740	J-D7	GD30-68-213B	J-D10	FD01-68-920E17	J-N10	B040-68-865A18	J-D4	GASR-69-263 17	J-J10	FD01-69-960 17	J-D6
FD01-67-321	J-N8	H270-67-740	J-C7	B100-68-215A	J-K9	FD01-68-920E33	J-N10	B102-68-865A33	J-D4	GASR-69-263 33	J-J10	FD01-69-960A02	J-D6
FD02-67-321	J-N8		J-D7		J-L5	FD05-68-920D02	J-N10		J-D4	FD01-69-270C02	J-L10	FD01-69-960A17	J-D6
FD01-67-330	J-N8	H302-67-740	J-D7	0208-68-230	J-G10	FD05-68-920D17	J-N10	B103-68-865	J-D4	FD01-69-270C17	J-L10	FD01-69-960A33	J-D6
FD01-67-330A	J-N8	LA10-67-740	J-D7	B101-68-252 00	J-D10	FD05-68-920D33	J-N10	B455-68-865 00	J-F10	FD01-69-270C33	J-L10	FD01-69-970C02	J-D12
FD03-67-330	J-E9	F100-67-741	J-D7	B101-68-252 33	J-D10	FD05-68-920E02	J-N10	GJ12-68-865	J-C11	FD03-69-270C02	J-L10	FD01-69-970C17	J-D12
GAD7-67-330	J-N8	FC33-67-830	J-D7	FD01-68-301 02	J-L5	FD05-68-920E17	J-N10		J-Y9	FD03-69-270C17	J-L10	FD03-69-970C33	J-D12
HG31-67-330	J-N8	FD01-67-980	J-D7	FD01-68-305	J-N12	FD05-68-920E33	J-N10		J-J9	FD03-69-270C33	J-L10	FD03-69-970C02	J-D12
B461-67-331	J-E9	FD01-67-980A	J-D7	FD05-68-310C02	J-K9	FD01-68-950D02	J-N10		J-L5	FD01-69-276	J-C11	FD03-69-970C17	J-D12
FD01-67-331	J-N8	FD01-67-981A	J-D7	EA01-68-315	J-K9	FD01-68-950D17	J-N10		J-M9	FD01-69-276A	J-C11	FD03-69-970C33	J-D12
F100-67-331	J-N8		J-D7										
H381-67-331	J-N8	FD01-67-9C1	J-D7	FD01-68-351	J-K9	FD01-68-950D33	J-N10	GJ21-68-865	J-I9	GASR-69-277 02	J-J10	EA01-69-973	J-D12
LA02-67-331A	J-N8		J-D7	FD01-68-352	J-K9	FD01-68-950E02	J-N10		J-L5	GASR-69-277 17	J-J10	EA05-69-973	J-D12
FD01-67-340	J-N8	*****		FD01-68-353	J-L9	FD01-68-950E17	J-N10	G032-68-865A00	J-F10	GASR-69-277 33	J-J10	FD02-69-973	J-D12
FD02-67-340	J-N8	* 68-000 *		FD03-68-356	J-K9	FD05-68-950E33	J-C11	FD01-68-870C02	J-M9	FD01-69-320C02	J-L10	FD05-69-973	J-D12
FD01-67-351	J-O9	*****		FD01-68-357	J-L9	FD05-68-950D02	J-N10	FD01-68-870D02	J-M9	FD01-69-320C17	J-L10	FD01-69-98X	J-I9
FD02-67-351	J-O9			FD01-68-371A02	J-L9	FD05-68-950D17	J-N10	FD01-68-870E02	J-M9	FD01-69-320C33	J-J10	FD01-69-981 02	J-C6
F063-67-354	J-O9			FD01-68-371A17	J-L9	FD05-68-950D33	J-N10	FD01-68-877 02	J-N9	FD03-69-320C02	J-J10	FD01-69-981 17	J-C6
FD01-67-360	J-N8			FD01-68-371A33	J-L9	FD05-68-950E02	J-C11	GJ21-68-885B00	J-M9	FD03-69-320C17	J-J10	FD01-69-981 33	J-C6
FD02-67-360	J-N8	LA10-68-AA1	J-I10	FD01-68-391A02	J-L9	FD05-68-950E17	J-C11		J-L5	FD03-69-320C33	J-J10	FD01-69-981A02	J-C6
FD01-67-361	J-C9	LA10-68-AA2	J-I10	FD01-68-391A17	J-L9	FD05-68-950E33	J-C11		J-N9	B316-69-361	J-N3	FD01-69-981A17	J-C6
FD01-67-362	J-C9	FD01-68-AB1A	J-K9	FD01-68-391A33	J-L9	FD01-68-6A1	J-E10	GJ21-68-885B02	J-M9	FD01-69-44XA00	J-L3	FD01-69-981A33	J-C6
FD01-67-363	J-N8	FD01-68-AB1B	J-K9	FD01-68-4H0 02	J-K3	FD01-68-6A2	J-E10		J-N9	FD01-69-44XB00	J-L3		
FD02-67-363	J-N8	G350-68-AB1	J-K3	FD01-68-4H0 17	J-K3	FD01-68-6F6A02	J-D10	GJ21-68-885B17	J-I9	FD01-69-67Y	J-G10		
FD01-67-364	J-C9	B467-68-AC3 02	J-N15	FD01-68-4H0 33	J-K3	FD01-68-6F6A33	J-D10		J-N9	FD01-69-67YA	J-G10		
FD02-67-364	J-C9		J-K9	FD01-68-4Y 00	J-K3	FD01-68-6L1A	J-D10	GJ21-68-885B33	J-I9	FD01-69-760B02	J-C10		
FD01-67-366	J-E9		J-M10	FD01-68-4M0A00	J-L3	FD01-68-6L2A	J-D10		J-N9	FD01-69-760B17	J-C10		
LA01-67-395A	J-N8	B467-68-AC3 17	J-M10	FD01-68-4M0B00	J-L3	FD01-68-6L3A	J-D10	G030-68-885C00	J-I12	FD01-69-760B33	J-C10		
FD01-67-402	J-O9	B467-68-AC3 33	J-M10	FD01-68-4M0C00	J-L3	FD01-68-6N6	J-E10	UB54-68-885 02	J-F10	FD01-69-760C02	J-C10		
FD01-67-407	J-F9	FD01-68-AC3	J-G10	FD01-68-4W0 02	J-L3	FD01-68-6N7	J-E10	UB54-68-885 82	J-F10	FD01-69-760C17	J-C10		
FD01-67-421	J-E9	B499-68-AD1A	J-L5	FD01-68-4W0 17	J-L3	FD01-68-6O18	J-I12	FD01-68-89X 02	J-N9	FD01-69-760C33	J-C10	FD01-70-020B	J-D13
				FD01-68-4W0 33	J-L3							FD01-70-030C	J-E13
FD01-67-450A	J-E9	B455-68-AD2	J-L5	H380-68-402	J-L3	B100-68-615	J-I12	FD01-68-911A02	J-F3	FD01-69-768 02	J-C10	FD01-70-030D	J-E13
FD01-67-451	J-G9	H380-68-AD3	J-K9	FD01-68-406 02	J-L3		J-D7	FD01-68-912A02	J-G3	FD01-69-768 17	J-C10	FD01-70-050	J-D13
FD01-67-480B	J-L8	FD01-68-AD4A	J-K9	FD01-68-406 17	J-L3		J-D10	FD01-68-930A02	J-M5	FD01-69-768 33	J-C10	FD01-70-1X1	J-E13
FD02-67-480	J-E9	FD01-68-AD4B	J-K9	FD01-68-406 33	J-L3		J-G10	FD01-68-940B02	J-M5	FD01-69-768A02	J-C10	FD01-70-1Y1	J-D13
FD01-67-481A	J-M8	FD01-68-DDXC00	J-K3	FD01-68-411	J-L3		J-L7	FD01-68-950B02	J-M5	FD01-69-768A17	J-C10	FD01-70-1Z1	J-D13
FD02-67-481	J-F9	FD01-68-DDXD00	J-K3	FD01-68-412A	J-L3	FD01-68-63XD	J-D10	FD01-68-960B02	J-M5	FD01-69-768A33	J-C10	FD01-70-112B	J-D13
FD01-67-482	J-M8	FD01-68-DDYC00	J-K3	FD01-68-413A	J-M3	FD01-68-63XE	J-E10	FD01-68-960C02	J-M5	FD01-69-771A02	J-C10	FD01-70-112C	J-D13
FD02-67-482	J-F9	FD01-68-DDYD00	J-K3	FD01-68-414A	J-M3	FD05-68-63XD	J-D10			FD01-69-771A17	J-C10	FDY1-70-110A	J-D13
FD01-67-483	J-M8	FD01-68-DJXB	J-M3	FD01-68-420E02	J-M3	FD05-68-63XE	J-E10			FD01-69-771A33	J-C10	FD01-70-119	J-E13
FD02-67-483	J-F9	FD01-68-DJXC	J-M3	FD01-68-420E17	J-M3	FD01-68-644A	J-D10			FD01-69-781 02	J-C10	FD01-70-12XA	J-D13
FD02-67-484	J-F9	FD01-68-DJYB	J-N3	FD01-68-420E33	J-M3	FD01-68-648	J-E10			FD01-69-781 17	J-C10	FD01-70-120B	J-D13
FD01-67-492	J-F9	FD01-68-DJYC	J-N3	FD01-68-420F02	J-M3	FD05-68-648	J-E10			FD01-69-781 33	J-C10	FD01-70-130A	J-E13
FD01-67-5A0B	J-N15	FD01-68-D21	J-J9	FD01-68-420F17	J-M3	FD01-68-649A	J-D10			FD01-69-810A	J-C6	FD01-70-15XB	J-F13
FD01-67-5A0C	J-N15		J-K3	FD01-68-420F33	J-M3	FD01-68-670E02	J-E10			FD01-69-81			

PART NUMBER INDEX / INDEX DES NUMEROS DE PIECES / TEILENUMMER-INDEX / INDICE DE NUMERO DE PARTES

FD01-70-242B	N-D13	FD01-76-202	N-D10	FD05-88-161	02 2-J16	99655-90030	2-H5
FD01-70-252A	N-E13	FD01-76-210	N-C10	FD05-88-161	17 2-J16	99655-90035	2-H5
FD01-70-272B	N-E13	FD01-76-250	02 2-C10	FD05-88-161	33 2-J16	99655-90040	2-H5
FD01-70-274A	N-E13	FD01-76-260	N-C10	FD01-88-162	2-N16	99655-90045	2-H5
FD01-70-311A	N-E13	FD01-76-290	N-C10	FD01-88-174	2-N16	99655-90050	2-I5
FDY1-70-400B	N-H13	FD02-76-290	N-C10	FD01-88-180	02 2-J16	99655-90055	2-I5
FD01-70-440B	N-E13	8093-76-605	N-E9	FD03-88-180	02 2-K16	99655-90060	2-I5
FD01-70-490B	N-E13	8002-76-619A	N-G9	FD05-88-180	02 2-K16	99700-5080	2-N12
0187-70-491	N-D7	8043-76-619A	N-D9	FD05-88-180	17 2-K16	99700-7180	2-N11
FD04-70-600B	N-I13	8093-76-641	N-F9	FD05-88-180	33 2-K16	99701-3270	2-N11
FD01-70-601A	N-I13	8094-76-662	N-D9	FD01-88-181	02 2-K16	99701-4278	2-N11
FD01-70-610A	N-C13	8094-76-663	N-D9	FD03-88-181	02 2-K16	99701-6030	2-E15
FD01-70-640	N-I13	8084-76-677	N-M8	FD05-88-181	02 2-K16		2-G15
	N-I13	HA14-76-707	N-J5	FD05-88-181	17 2-K16	99701-6040	2-N11
FD01-70-651A	N-D13	HD01-76-714	N-J5	FD05-88-181	33 2-K16	99701-6049	2-N11
FD01-70-661	N-I13	HD01-76-717	N-J5	FD01-88-6D0	02 2-K16	99701-6050	2-D12
FD01-70-700B	N-I13	8001-76-725	N-E5	FD03-88-6D0	02 2-K16		2-N11
	N-I13		N-O5	FD05-88-6D0	02 2-K16		2-N11
FD01-70-750C	N-F13	8001-76-734	N-E5	FD05-88-6D0	17 2-K16	99703-4350	2-E11
	N-F13		N-O5	FD05-88-6D0	33 2-K16	99703-8605	2-M10
*****		*****		FD01-88-6D2	02 2-K16	99705-1115	3-C8
* 71-000 *		* 88-000 *		FD03-88-6D2	02 2-L16		3-H8
*****		*****		FD05-88-6D2	02 2-L16	99705-1130	3-C8
				FD05-88-6D2	17 2-L16		3-H8
FD01-71-020B	N-F13	FD01-88-005	N-H16	FD05-88-6D2	33 2-L16	99963-6930	1-J7
FD01-71-030C	N-G13	FD01-88-004	N-H16	8456-88-815	2-L16	99963-6940	1-J7
FD01-71-030D	N-G13	FD01-88-062	N-G16	B260-88-818	2-L16	99963-6950	1-J7
FD01-71-050	N-F13	FD01-88-072	N-G16	EA01-88-818	2-L16	99963-6960	1-J7
FD01-71-180A	N-F13	FD01-88-073	N-G16	*****		99963-6970	1-J7
FD01-71-100	N-F13	FD01-88-101	02 2-G16	* 90-000 *			
FD01-71-1X1	N-G13	FD01-88-101	17 2-G16	*****			
FD01-71-11Y	N-F13	FD01-88-101	43 2-G16	90620-17636	2-H5		
FD01-71-11Z	N-F13	FD01-88-105	02 2-G16	90620-55726	2-H5		
FD01-71-11ZB	N-F13	FD01-88-105	17 2-G16	90620-75726	2-H5		
FDY1-71-11ZC	N-F13	FD01-88-1H3	02 2-G16	90621-65726	2-H5		
FD01-71-110A	N-F13	FD01-88-1H3	17 2-G16	90621-85726	2-H5		
FD01-71-119	N-F13	FD01-88-1H3	33 2-H16				
FD01-71-120B	N-F13	FD01-88-1H5	02 2-G16	90622-65726	2-H5		
		FD01-88-1H5	17 2-G16	90701-7270	2-E11		
FD01-71-131A	N-E13	FD01-88-1H5	33 2-G16	*****			
FD01-71-15XB	N-H13	FD01-88-101	N-H16	* 99-000 *			
FD01-71-15XC	N-H13	FD01-88-102	N-H16	*****			
FD01-71-15XD	N-H13	FD01-88-103	N-H16	99236-0571	1-J3		
FD01-71-150C	N-G13	FD01-88-106	N-H16	99324-07200	1-L6		
FD01-71-150E	N-G13	FD01-88-106	N-H16	99324-07400	1-L6		
FDY1-71-200	N-G13	H115-88-108	N-H16	99328-04010	3-F9		
FD01-71-230A	N-G13	FD01-88-110	02 2-H16	99340-05540	1-H9		
FDY1-71-24X	N-G13	FD05-88-110	02 2-H16	99351-04999	1-E6		
FDY4-71-24X	N-G13	FD05-88-110	17 2-H16				
FD01-71-242B	N-D13	FD05-88-110	33 2-H16	99351-06999	2-C7		
FD01-71-252A	N-G13	FD01-88-111	02 2-H16	99351-08999	1-I4		
FD01-71-272B	N-G13	FD03-88-111	02 2-I16	99359-0814	1-I4		
FD01-71-274A	N-G13	FD05-88-111	02 2-I16	99359-0815	2-F8		
FD01-71-311A	N-G13	FD05-88-111	17 2-I16				
FDY1-71-400B	N-H13	FD05-88-111	33 2-I16	99359-0815M	2-H8		
FD01-71-440B	N-G13	FD01-88-124	2-F16	99359-0819	2-F8		
FD01-71-490B	N-G13			99541-00603	2-I7		
FD01-71-651A	N-F13	FD01-88-130	02 2-I16	99541-01105	1-K3		
*****		FD03-88-130	02 2-I16	99541-01201	1-J9		
* 76-000 *		FD05-88-130	17 2-I16	99541-01252	1-J4		
*****		FD05-88-130	33 2-I16	99541-01401	2-K4		
0208-76-071	3-F9	FD01-88-131	02 2-I16	99541-01601	1-D6		
	3-F10	FD03-88-131	02 2-I16				
FD01-76-120 J9	3-H10	FD05-88-131	17 2-I16	99606-23030	1-M6		
FD01-76-120 M8	3-H10	FD05-88-131	33 2-I16	99611-2500	1-O8		
FD01-76-120 NU	3-H10	FD01-88-152	2-J16	99636-04130	2-H5		
FD01-76-120 PZ	3-H10	FD01-88-153	2-J16	99650-28060	2-I5		
FD01-76-120 3L	3-H10	FD01-88-155	2-I16	99650-58060	2-I5		
FD01-76-180 J9	3-H10	FD01-88-160	02 2-J16	99651-94060	2-I5		
FD01-76-180 M8	3-H10	FD03-88-160	02 2-J16	99655-90005	2-H5		
FD01-76-180 NU	3-H10	FD05-88-160	02 2-J16	99655-90010	2-H5		
FD01-76-180 PZ	3-H10	FD05-88-160	17 2-J16	99655-90015	2-H5		
FD01-76-180 3L	3-H10	FD05-88-160	33 2-J16	99655-90020	2-H5		
FD01-76-190	2-D10	FD01-88-161	02 2-J16	99655-90025	2-H5		
FD01-76-201	2-D10	FD03-88-161	02 2-J16				

ALPHABETICAL INDEX MM ENGLISH MM

CAP, TANK-----3-M8
 CAP, VANE PUMP TANK-----2-K4
 CAP, WATER INLET-THERMO C.-----1-K6
 CARRIER, DIFFERENTIAL-----2-K3
 CARRIER, FRONT-----1-D11
 CARRIER, REAR-----1-E11
 CARTRIDGE OIL FILTER-----1-D6
 CASE(L), BLOWER-----1-H4
 CASE(L), HEATER UNIT-----1-E4
 CASE(R), BLOWER-----1-H4
 CASE(R), HEATER UNIT-----1-E4
 CASE, CHANGE CONTROL-----1-E8
 CASE, HEATER-----1-E4
 CASE, LAMP-----1-C15
 CASE, METER-----1-F9
 CASE, RELAY BOX-----1-F7
 CASE, T/MISSION-----1-F9
 CASE, WARNING UNIT-----1-E15
 CASE 'A', COOLING UNIT-----1-H5
 CASE 'B', COOLING UNIT-----1-H5
 CASE 'C', COOLING UNIT-----1-E15
 CASE 'C', HEATER UNIT-----1-E4
 CATALYST, TREE WAY-----2-D6
 CEILING, TOP-----1-H9
 CHAIN, OIL PUMP-----1-C6
 CHAMBER, EXTRACTOR-----2-G12
 CHAMBER, VACUUM-----1-K5
 CHANGE COMPLETE-----1-I8
 CHANNEL(L), GLASS-----1-E3
 CHANNEL(R), GLASS-----1-E3
 CHARGE, AIR COOLER-----1-D4
 CHECKER, DOOR-----1-H3
 CLAMP-----1-K4
 CLAMP, BATTERY-----1-C9
 CLAMP, HOSE-----1-E5
 CLAMP, SPARE TIRE-----1-I5
 CLAMP, WATER HOSE-----1-J6
 CLIP-----1-F7
 CLIP, AIR BAG-----2-M7
 CLIP, BELTLINE MOULD-----3-C3
 CLIP, C.S.D. WIRE-----2-E7
 CLIP, COOLING UNIT-----3-15
 CLIP, DRAIN HOSE-REAR-----3-E6
 CLIP, DRAIN HOSE-SUN ROOF-----3-E6
 CLIP, FENDER GRILLE-----2-G12
 CLIP, FLEXIBLE HOSE-----2-J6
 CLIP, HARNESS-----1-E10
 CLIP, HEATER UNIT-----1-F10
 CLIP, HOSE-----3-K8
 CLIP, HOSE-SUB T. & WATER H-----1-L6
 CLIP, M. OIL TUBE-----1-H6
 CLIP, MUD GUARD-----2-M12
 CLIP, OIL TUBE-----1-H6
 CLIP, PARKING CABLE-----2-E6
 CLIP, PIPE-----2-O8
 CLIP, PROTECTOR-----2-L7
 CLIP, RR BRAKE PIPE-----2-H12
 CLIP, RR WINDOW MOULD-----2-J10
 CLIP, SCUFF PLATE-----3-K9
 CLIP, SLIDE-----3-L5
 CLIP, SPOILER-----3-E11
 CLIP, STEP MOULD-----2-F12
 CLIP, TOP CEILING-----3-H9
 CLIP, TRIM-----3-C11
 CLIP, WASHER HOSE-----3-E9
 CLIP, WIRE-BONNET-----1-F9
 CLIP 'A', BELTLINE MOULD-----2-K10
 CLUTCH-----2-D3
 CLUTCH & ONE WAY-----2-E8
 CLUTCH, HIGH-----2-E10
 CLUTCH, MAGNET-----2-F8
 CLUTCH, ONE WAY-----2-P12
 CLUTCH, REAR-----2-G11
 CLUTCH, REVERSE-----2-G12
 COCK, DRAIN-----2-G16
 COIL, FIELD-MAGNET CLUTCH-----2-J15
 COIL, IGNITION-LEADING-----2-K4
 COIL, IGNITION-TRAILING-----2-K10
 COLLAR-----2-N10
 COLLAR, CLUTCH REL.-----3-C3
 COLLAR, COMP. BRKT-----3-C6
 COLLAR, WEDGE-----3-D4
 COMPRESSOR-----3-E6
 COMPRESSOR, AIR CON.-----3-H3
 CONDENSER-----3-H10
 CONNECTOR, HOSE-----3-Y3
 CONNECTOR, OIL COOLER-----3-Y16
 CONNECTOR, SHORT-----3-J3
 CONNECTOR, WATER HOSE-----3-J5
 CONSOLE, OVERHEAD-----3-K4
 CONSOLE, REAR-----3-K8
 CONTROL UNIT-----3-L5
 CONTROL UNIT-----3-L7
 CONVERTER, CATALYST-----3-L8
 CONVERTER, TORQUE-----3-L9
 CLIP (R)-----3-M4
 CLIP KIT, ST. GEAR-----3-N4
 CLIP SET, DRIVE SHAFT-----3-N3

CLIP, AIR BAG-----2-M7
 CLIP, BELTLINE MOULD-----3-C3
 CLIP, C.S.D. WIRE-----2-E7
 CLIP, COOLING UNIT-----3-15
 CLIP, DRAIN HOSE-REAR-----3-E6
 CLIP, DRAIN HOSE-SUN ROOF-----3-E6
 CLIP, FENDER GRILLE-----2-G12
 CLIP, FLEXIBLE HOSE-----2-J6
 CLIP, HARNESS-----1-E10
 CLIP, HEATER UNIT-----1-F10
 CLIP, HOSE-----3-K8
 CLIP, HOSE-SUB T. & WATER H-----1-L6
 CLIP, M. OIL TUBE-----1-H6
 CLIP, MUD GUARD-----2-M12
 CLIP, OIL TUBE-----1-H6
 CLIP, PARKING CABLE-----2-E6
 CLIP, PIPE-----2-O8
 CLIP, PROTECTOR-----2-L7
 CLIP, RR BRAKE PIPE-----2-H12
 CLIP, RR WINDOW MOULD-----2-J10
 CLIP, SCUFF PLATE-----3-K9
 CLIP, SLIDE-----3-L5
 CLIP, SPOILER-----3-E11
 CLIP, STEP MOULD-----2-F12
 CLIP, TOP CEILING-----3-H9
 CLIP, TRIM-----3-C11
 CLIP, WASHER HOSE-----3-E9
 CLIP, WIRE-BONNET-----1-F9
 CLIP 'A', BELTLINE MOULD-----2-K10
 CLUTCH-----2-D3
 CLUTCH & ONE WAY-----2-E8
 CLUTCH, HIGH-----2-E10
 CLUTCH, MAGNET-----2-F8
 CLUTCH, ONE WAY-----2-P12
 CLUTCH, REAR-----2-G11
 CLUTCH, REVERSE-----2-G12
 COCK, DRAIN-----2-G16
 COIL, FIELD-MAGNET CLUTCH-----2-J15
 COIL, IGNITION-LEADING-----2-K4
 COIL, IGNITION-TRAILING-----2-K10
 COLLAR-----2-N10
 COLLAR, CLUTCH REL.-----3-C3
 COLLAR, COMP. BRKT-----3-C6
 COLLAR, WEDGE-----3-D4
 COMPRESSOR-----3-E6
 COMPRESSOR, AIR CON.-----3-H3
 CONDENSER-----3-H10
 CONNECTOR, HOSE-----3-Y3
 CONNECTOR, OIL COOLER-----3-Y16
 CONNECTOR, SHORT-----3-J3
 CONNECTOR, WATER HOSE-----3-J5
 CONSOLE, OVERHEAD-----3-K4
 CONSOLE, REAR-----3-K8
 CONTROL UNIT-----3-L5
 CONTROL UNIT-----3-L7
 CONVERTER, CATALYST-----3-L8
 CONVERTER, TORQUE-----3-L9
 CLIP (R)-----3-M4
 CLIP KIT, ST. GEAR-----3-N4
 CLIP SET, DRIVE SHAFT-----3-N3

COOLER, OIL-----1-F9
 CORD-----1-G9
 CORD SET, HI. TENSION-----1-H6
 CORD, EARTH-----3-E8
 CORD, EARTH-RADIO-----3-K7
 CORD, HIGH TENSION-----1-G8
 CORD, HIGH TENSION (L-1)-----3-M7
 CORD, HIGH TENSION (L-2)-----1-G3
 CORD, HIGH TENSION (L-3)-----3-M7
 CORD, HIGH TENSION (T-1)-----1-G8
 CORD, HIGH TENSION (T-2)-----1-G8
 CORD, LAMP-----2-L11
 CORD, SHORT-----3-D8
 CORE, HEATER-----3-E6
 COVER-----3-C8
 COVER NO. 1, ADJ-FRT-----2-F16
 COVER NO. 1, SIDE-F. SEAT-----2-G16
 COVER NO. 4, SIDE-F. SEAT-----2-G16
 COVER SET-----2-H16
 COVER(L), BUMPER-----1-M8
 COVER(L), DUST-----2-G10
 COVER(L), FOG LAMP-----2-L4
 COVER(L), GLOVE-----2-L4
 COVER(L), QTR. TRIM-----2-G11
 COVER(L), RETRACTOR-----2-H15
 COVER(L), RR COMB.-----3-C11
 COVER(L), SIDE-----2-N16
 COVER(L), TRUNK SIDE-----2-K11
 COVER(R), BUMPER-----2-I15
 COVER(R), DUST-----3-N9
 COVER(R), FOG LAMP-----2-E10
 COVER(R), GLOVE-----2-G10
 COVER(R), QTR. TRIM-----2-L4
 COVER(R), RETRACTOR-----2-G11
 COVER(R), RR COMB.-----2-H15
 COVER(R), SIDE-----3-C11
 COVER(R), SIDE NO. 2-----2-N16
 COVER(R), TRUNK SIDE-----2-J11
 COVER, ACTUATOR-----2-I15
 COVER, AIR CLEANER-----3-N9
 COVER, BEARING-----3-F7
 COVER, BLIND-----1-N4
 COVER, BLIND-EXTENSION HOU-----1-F7
 COVER, BOX-BATTERY-----1-G7
 COVER, CASE-----1-H7
 COVER, CENTER ADAPTER-----1-C9
 COVER, CLUTCH-----2-G3
 COVER, COLUMN-LOWER-----3-J10
 COVER, COLUMN-UPPER-----1-C7
 COVER, DAMPER STAY-----2-C15
 COVER, DUST-----2-C15
 COVER, F. FOG LAMP-----3-K5
 COVER, FRONT-----1-C7
 COVER, FRONT CLUTCH-----1-G3
 COVER, FRONT-ALTERNATOR-----1-M6
 COVER, FUSE BLOCK-----2-E3
 COVER, GRILLE-----2-H4
 COVER, HOLE-----2-I4
 COVER, F. FOG LAMP-----2-L6
 COVER, FRONT-----2-H11
 COVER, FRONT CLUTCH-----1-C3
 COVER, FRONT-ALTERNATOR-----1-C7
 COVER, FUSE BLOCK-----1-I8
 COVER, GRILLE-----3-H8
 COVER, HOLE-----2-F10
 COVER, HOLE (C)-----2-K15
 COVER, HOLE-ANTENNA-----2-M13
 COVER, HOLE-BELT-----2-N13
 COVER, HOLE-DOOR BODY-----3-H9
 COVER, HOLE-LIFT GATE-----3-J3
 COVER, HOLE-RR WIPER-----3-J3
 COVER, INJECTOR-----3-F9
 COVER, LAMP-----1-J4
 COVER, LICENSE LAMP-----2-H15
 COVER, MAIN FUSE BLOCK-----2-N11
 COVER, OIL PUMP-----1-E9
 COVER, PEEPING HOLE-----1-C7
 COVER, REAR-----2-K3
 COVER, REAR-ALTERNATOR-----1-18
 COVER, RELAY BOX-F. HARNESS-----3-E8
 COVER, RR FINISHER-----2-L11
 COVER, SERVICE HOLE-----2-N13
 COVER, SOCKET-HEAD LAMP-----2-M10
 COVER, SUN VISOR-----3-J10
 COVER, T/MISSION-----2-C14
 COVER, THERMOSTAT-----1-J6
 COVER, UNDER-REAR-----1-D9
 COVER, UNDER-REAR FUSE BLK-----1-G7
 COVER, UNDER-REAR-----2-C14
 COVER, UNDER-REAR-----3-C8
 COVER, UNDER-RELAY BOX-----2-C14
 COVER, VENT.-----3-C8
 COVER, WHEEL CORE-----2-G4
 COVER, WIPER ARM-FRONT-----2-N4
 COVER, WIPER ARM-REAR-----3-F9
 COVER 'A', FRAME-SLIDE ROOF-----3-D6
 COVER 'A', HOLE-----3-D10
 COVER 'B', FRAME-SLIDE ROOF-----3-D6
 COVER 'B', HOLE-----3-D10
 COVER 'C', HOLE-----3-D10
 COVER 'L', HYDRAULIC UNIT-----2-C8
 COWLING, RADIATOR-----1-K6
 CUP, SECONDARY-----2-I7
 CUSHION(L), FRT SEAT-----2-J16
 CUSHION(R), FRT SEAT-----2-H16
 CUSHION, RUBBER-----3-C10
 CYL., CLUTCH MASTER-----3-J3
 CYL., CLUTCH RELEASE-----2-H6
 CYL., TANDEM MASTER-----2-I7
 DAM, AIR-SKIRT-----2-H6
 DAM, FRT. WGLHD GLASS-----2-H6
 DAMPER(L), FRONT-----3-F3
 DAMPER(L), REAR-----3-F10
 DAMPER(R), FRONT-----3-G10
 DAMPER(R), REAR-----3-H9
 DAMPER, DYNAMIC-----3-79
 DAMPER, PULSATION-----3-K3
 DASH POT-----3-K9
 DIFFERENTIAL-----3-L5
 DISC, CLUTCH-----3-M10
 DISPLAY, SECURITY-ALARM-----3-N4
 DISTRIBUTOR, FUEL-----2-F5
 DOWEL, TUBULAR-----2-F5
 DRIVING & DIFF.-----2-C4
 DRUM, HIGH CLUTCH-----1-J4
 DRUM, REVERSE-----1-D3
 DUCT NO. 2(L)-----2-G10
 DUCT(L), AIR-BRAKE PIPE-----1-M10
 DUCT(L), LAP-----1-M10
 DUCT(L), SHOWER-----2-H15
 DUCT(L), SIDE DEMIST.-----2-J7
 DUCT(L), VENTILATOR-----2-C16
 DUCT(R), AIR-BRAKE PIPE-----3-C4
 DUCT(R), VENTILATOR-----2-C16
 DUCT, AIR-----3-C4
 DUCT, AIR-INTER COOLER-----1-D4
 DUCT, CENTER-----2-C16
 DUCT, FRESH AIR-----1-L4
 DUCT, OIL COOLER-----1-D9
 DUCT 'A', REAR SPEAKER-----1-H6
 DUCT 'B', RR SPEAKER-----3-J7
 DUCT 'C', RR SPEAKER-----3-J7
 ELEMENT, AIR CLEANER-----1-M4
 END, CONTROL LEVER-----1-G7
 END, S/ROD(1ST&2ND)-----1-D8
 END, S/ROD(3RD&4TH)-----1-D8
 END, SHIFT ROD(C/TOP&REV.)-----1-D8
 ENGINE, SHDRT-----1-C3
 EVAPORATOR-----3-H5
 FACE, FRONT BUMPER-----2-E10
 FAN DRIVE-----1-K6
 FAN(L), COOLING-----1-J6
 FAN(R), COOLING-----1-J6
 FANREL-----3-F9
 FASTENER-----1-D4
 FASTENER, BONNET-----2-E10
 FASTENER, CTR. P/UPP.-----2-F12
 FASTENER, DUCT PANEL-----1-H9
 FASTENER, KEY CYL.-----1-L6
 FASTENER, LAMP-----2-C7
 FASTENER, REAR BUMPER-----2-M10
 FASTENER, SEAL-TRIM-----2-F10
 FASTENER, TRIM-SLIDE ROOF-----2-I10
 FASTENER, TRK. S. TRIM-----3-E6
 FEEDER-ANTENNA-----2-G10
 FELT-----3-K7
 FILTER, AIR-----3-L7
 FILTER, FUEL-----1-J5
 FILTER, FUEL PUMP-----1-K5
 FILTER, GOVERNOR-----1-I4
 FINISHER, REAR-----2-L6
 FLANGE, COMPANION-----1-D10
 FLANGE, REAR AXLE-----2-I11
 FOAM(L) ENGY. ABS.-RR BUMP-----2-J3
 FOAM(R) ENGY. ABS.-RR BUMP-----2-E3
 FORK, BRAKE-----2-H10
 FORK, CLUTCH-----2-H10
 FORK, CLUTCH RELEASE-----2-E7
 FORK, SHIFT(1ST&2ND)-----2-G7
 FORK, SHIFT(3RD&4TH)-----1-D7
 FORK, SHIFT-5TH & REVERSE-----1-D8
 FRAME(L), REAR SIDE-----1-E8
 FRAME(L), SIDE-FRONT-----2-K13
 FRAME(L), SIDE-OUTER-----2-L12
 FRAME(R), REAR SIDE-----2-G13
 FRAME(R), REAR SIDE-----2-K13
 FRAME(R), SIDE-FRONT-----2-L12
 FRAME(R), SIDE-OUTER-----2-D13
 FRAME, CENTER-REAR SIDE-----2-K13

COVER, OIL PUMP-----1-E9
 COVER, PEEPING HOLE-----1-C7
 COVER, REAR-----2-K3
 COVER, REAR-ALTERNATOR-----1-18
 COVER, RELAY BOX-F. HARNESS-----3-E8
 COVER, RR FINISHER-----2-L11
 COVER, SERVICE HOLE-----2-N13
 COVER, SOCKET-HEAD LAMP-----2-M10
 COVER, SUN VISOR-----3-J10
 COVER, T/MISSION-----2-C14
 COVER, THERMOSTAT-----1-J6
 COVER, UNDER-REAR-----1-D9
 COVER, UNDER-REAR FUSE BLK-----1-G7
 COVER, UNDER-REAR-----2-C14
 COVER, UNDER-REAR-----3-C8
 COVER, UNDER-RELAY BOX-----2-C14
 COVER, VENT.-----3-C8
 COVER, WHEEL CORE-----2-G4
 COVER, WIPER ARM-FRONT-----2-N4
 COVER, WIPER ARM-REAR-----3-F9
 COVER 'A', FRAME-SLIDE ROOF-----3-D6
 COVER 'A', HOLE-----3-D10
 COVER 'B', FRAME-SLIDE ROOF-----3-D6
 COVER 'B', HOLE-----3-D10
 COVER 'C', HOLE-----3-D10
 COVER 'L', HYDRAULIC UNIT-----2-C8
 COWLING, RADIATOR-----1-K6
 CUP, SECONDARY-----2-I7
 CUSHION(L), FRT SEAT-----2-J16
 CUSHION(R), FRT SEAT-----2-H16
 CUSHION, RUBBER-----3-C10
 CYL., CLUTCH MASTER-----3-J3
 CYL., CLUTCH RELEASE-----2-H6
 CYL., TANDEM MASTER-----2-I7
 DAM, AIR-SKIRT-----3-D11
 DAM, FRT. WGLHD GLASS-----3-N5
 DAMPER(L), FRONT-----2-F5
 DAMPER(L), REAR-----2-C4
 DAMPER(R), FRONT-----2-F5
 DAMPER(R), REAR-----2-C4
 DAMPER, DYNAMIC-----2-F6
 DAMPER, PULSATION-----1-K4
 DASH POT-----1-O5
 DIFFERENTIAL-----2-K3
 DISC, CLUTCH-----1-C7
 DISPLAY, SECURITY-ALARM-----2-N15
 DISTRIBUTOR, FUEL-----1-J4
 DOWEL, TUBULAR-----1-D3
 DRIVING & DIFF.-----2-J3
 DRUM, HIGH CLUTCH-----1-M10
 DRUM, REVERSE-----1-M10
 DUCT NO. 2(L)-----2-H15
 DUCT(L), AIR-BRAKE PIPE-----2-J7
 DUCT(L), LAP-----2-C16
 DUCT(L), SHOWER-----3-C4
 DUCT(L), SIDE DEMIST.-----2-C16
 DUCT(L), VENTILATOR-----2-C16
 DUCT(R), AIR-BRAKE PIPE-----2-J7
 DUCT(R), VENTILATOR-----2-C16
 DUCT, AIR-----3-C4
 DUCT, AIR-INTER COOLER-----1-D4
 DUCT, CENTER-----2-C16
 DUCT, FRESH AIR-----1-L4
 DUCT, OIL COOLER-----1-D9
 DUCT 'A', REAR SPEAKER-----1-H6
 DUCT 'B', RR SPEAKER-----3-J7
 DUCT 'C', RR SPEAKER-----3-J7
 ELEMENT, AIR CLEANER-----1-M4
 END, CONTROL LEVER-----1-G7
 END, S/ROD(1ST&2ND)-----1-D8
 END, S/ROD(3RD&4TH)-----1-D8
 END, SHIFT ROD(C/TOP&REV.)-----1-D8
 ENGINE, SHDRT-----1-C3
 EVAPORATOR-----3-H5
 FACE, FRONT BUMPER-----2-E10
 FAN DRIVE-----1-K6
 FAN(L), COOLING-----1-J6
 FAN(R), COOLING-----1-J6
 FANREL-----3-F9
 FASTENER-----1-D4
 FASTENER, BONNET-----2-E10
 FASTENER, CTR. P/UPP.-----2-F12
 FASTENER, DUCT PANEL-----1-H9
 FASTENER, KEY CYL.-----1-L6
 FASTENER, LAMP-----2-C7
 FASTENER, REAR BUMPER-----2-M10
 FASTENER, SEAL-TRIM-----2-F10
 FASTENER, TRIM-SLIDE ROOF-----2-I10
 FASTENER, TRK. S. TRIM-----3-E6
 FEEDER-ANTENNA-----2-G10
 FELT-----3-K7
 FILTER, AIR-----3-L7
 FILTER, FUEL-----1-J5
 FILTER, FUEL PUMP-----1-K5
 FILTER, GOVERNOR-----1-I4
 FINISHER, REAR-----2-L6
 FLANGE, COMPANION-----1-D10
 FLANGE, REAR AXLE-----2-I11
 FOAM(L) ENGY. ABS.-RR BUMP-----2-J3
 FOAM(R) ENGY. ABS.-RR BUMP-----2-E3
 FORK, BRAKE-----2-H10
 FORK, CLUTCH-----2-H10
 FORK, CLUTCH RELEASE-----2-E7
 FORK, SHIFT(1ST&2ND)-----2-G7
 FORK, SHIFT(3RD&4TH)-----1-D7
 FORK, SHIFT-5TH & REVERSE-----1-D8
 FRAME(L), REAR SIDE-----1-E8
 FRAME(L), SIDE-FRONT-----2-K13
 FRAME(L), SIDE-OUTER-----2-L12
 FRAME(R), REAR SIDE-----2-G13
 FRAME(R), REAR SIDE-----2-K13
 FRAME(R), SIDE-FRONT-----2-L12
 FRAME(R), SIDE-OUTER-----2-D13
 FRAME, CENTER-REAR SIDE-----2-K13

 * F *

 FACE, FRONT BUMPER-----2-E10
 FAN DRIVE-----1-K6
 FAN(L), COOLING-----1-J6
 FAN(R), COOLING-----1-J6
 FANREL-----3-F9
 FASTENER-----1-D4
 FASTENER, BONNET-----2-E10
 FASTENER, CTR. P/UPP.-----2-F12
 FASTENER, DUCT PANEL-----1-H9
 FASTENER, KEY CYL.-----1-L6
 FASTENER, LAMP-----2-C7
 FASTENER, REAR BUMPER-----2-M10
 FASTENER, SEAL-TRIM-----2-F10
 FASTENER, TRIM-SLIDE ROOF-----2-I10
 FASTENER, TRK. S. TRIM-----3-E6
 FEEDER-ANTENNA-----2-G10
 FELT-----3-K7
 FILTER, AIR-----3-L7
 FILTER, FUEL-----1-J5
 FILTER, FUEL PUMP-----1-K5
 FILTER, GOVERNOR-----1-I4
 FINISHER, REAR-----2-L6
 FLANGE, COMPANION-----1-D10
 FLANGE, REAR AXLE-----2-I11
 FOAM(L) ENGY. ABS.-RR BUMP-----2-J3
 FOAM(R) ENGY. ABS.-RR BUMP-----2-E3
 FORK, BRAKE-----2-H10
 FORK, CLUTCH-----2-H10
 FORK, CLUTCH RELEASE-----2-E7
 FORK, SHIFT(1ST&2ND)-----2-G7
 FORK, SHIFT(3RD&4TH)-----1-D7
 FORK, SHIFT-5TH & REVERSE-----1-D8
 FRAME(L), REAR SIDE-----1-E8
 FRAME(L), SIDE-FRONT-----2-K13
 FRAME(L), SIDE-OUTER-----2-L12
 FRAME(R), REAR SIDE-----2-G13
 FRAME(R), REAR SIDE-----2-K13
 FRAME(R), SIDE-FRONT-----2-L12
 FRAME(R), SIDE-OUTER-----2-D13
 FRAME, CENTER-REAR SIDE-----2-K13

ALPHABETICAL INDEX *** ENGLISH ***

FRAME, POWER PLANT----- 2-C6
 FRAME, SLIDING ROOF----- 2-C6
 FRAME, SUB----- 2-F4
 FUSE----- 2-H4
 FUSE(120A)----- 2-H8
 FUSE(15A)----- 2-C8
 FUSE(30A)----- 2-H8
 FUSE(40A)----- 2-F8
 FUSE(60A)----- 2-F8

 * * * * *

 GARNISH(L)----- 2-L10
 GARNISH(L), DOOR----- 2-H10
 GARNISH(L), SAIL-INN----- 2-N3
 GARNISH(R)----- 2-K10
 GARNISH(R), DOOR----- 2-H10
 GARNISH(R), SAIL-INN----- 2-N3
 GASKET----- 1-D9
 GASKET & SEAL KIT----- 1-F7
 GASKET KIT, COMPRESSOR----- 1-H6
 GASKET NO. 2, IN. MANIFOLD----- 1-J5
 GASKET SET, ENGINE----- 1-J6
 GASKET SET, SUB-ENG----- 1-K9
 GASKET(C), SPOILER----- 1-L6
 GASKET(L)----- 1-N8
 GASKET(L), REAR SIDE----- 2-D6
 GASKET(L), SPOILER----- 2-E7
 GASKET(R), REAR SIDE----- 2-F6
 GASKET(R), SPOILER----- 2-F11
 GASKET, A.C.V----- 2-G7
 GASKET, B.A.C. VALVE----- 2-L6
 GASKET, BLIND COVER----- 1-L11
 GASKET, BODY-LWR----- 3-D5
 GASKET, BODY-UPP----- 3-F5
 GASKET, CAP----- 1-N3
 GASKET, CHAMBER-EXTRACTOR----- 1-C3
 GASKET, COMPRESSOR----- 3-E11
 GASKET, COVER PLATE----- 2-G11
 GASKET, DRAIN PLUG----- 2-L11
 GASKET, DRUM SUPPORT----- 3-D11
 GASKET, E.G.R. VALVE----- 2-L11
 GASKET, EX. MANIFOLD----- 3-D11
 GASKET, EXTENSION----- 3-E11
 GASKET, FILLER PIPE/TANK----- 3-D11
 GASKET, FRONT COVER----- 3-E11
 GASKET, GOVERNOR----- 1-L9
 GASKET, HINGE-LIFT GATE----- 3-K5
 GASKET, IN. MANIFOLD----- 1-N3
 GASKET, JOINT PIPE----- 2-D6
 GASKET, LICENSE----- 2-M11
 GASKET, METERING OIL----- 1-D3
 GASKET, OIL CAP----- 1-O3
 GASKET, OIL FILLER PIPE----- 1-E3
 GASKET, OIL PAN----- 1-H3
 GASKET, OIL PIPE----- 1-M9
 GASKET, OIL PUMP----- 1-F4
 GASKET, OIL STRAINER----- 1-E9
 GASKET, SOLENOID VALVE----- 1-J5

GASKET, SPOILER----- 3-E11
 GASKET, SPRING CAP----- 1-H7
 GASKET, THERMO----- 1-C5
 GASKET, THERMOSTAT COVER----- 1-J6
 GASKET, THROTTLE BODY----- 3-L3
 GASKET, TURBO----- 1-Q4
 GASKET, TURBOCHARGER----- 1-F4
 GASKET, VAC. POWER ASSIST----- 2-H7
 GASKET, VAPOR VALVE----- 3-H3
 GASKET, WATER DRAIN-INTER----- 1-D3
 GASKET, WATER PUMP----- 1-L6
 GASKET, A1 REINFORCEMENT----- 2-M6
 GASKET, B1 DUST COVER----- 2-M6
 GAUGE UNIT, OIL PRES----- 3-H6
 GAUGE, FUEL TANK----- 2-C7
 GAUGE, OIL LEVEL----- 1-E3
 GEAR----- 1-M9
 GEAR SET----- 1-N8
 GEAR SET, DRIVEN-SPEED----- 1-N8
 GEAR SET, FINAL----- 1-G7
 GEAR, COUNTER----- 1-J9
 GEAR, COUNTER REVERSE----- 2-J3
 GEAR, COUNTER SHAFT----- 1-L7
 GEAR, DRIVE----- 1-G11
 GEAR, DRIVE-OIL PUMP----- 1-K3
 GEAR, DRIVEN----- 1-D6
 GEAR, INTERNAL----- 1-E11
 GEAR, INTERNAL-STARTER----- 1-L8
 GEAR, MAIN DRIVE----- 1-J7
 GEAR, OVER TOP----- 1-M7
 GEAR, PARKING----- 1-G11
 GEAR, REVERSE----- 1-L7
 GEAR, REVERSE IDLE----- 1-M7
 GEAR, RING-FLY WHEEL----- 1-J3
 GEAR, SHAFT----- 3-D9
 GEAR, SMALL SUN----- 1-F11
 GEAR, SPEEDO.DRIVE----- 1-M7
 GEAR, STATIONARY-FRT----- 1-E3
 GEAR, STATIONARY-RR----- 1-F3
 GEAR, STEERING----- 2-I4
 GEAR, SUN----- 1-E11
 GEAR, 1ST----- 1-K7
 GEAR, 2ND----- 1-K7
 GEAR, 3RD----- 1-J7
 GENERATOR, SPEED PULSE----- 3-K6
 GLASS(L), DOOR-FRT----- 3-D3
 GLASS(L), MIRROR----- 3-I10
 GLASS(R), DOOR-FRT----- 3-D3
 GLASS(R), MIRROR----- 3-I10
 GLASS, BACK WINDOW----- 3-M5
 GLASS, FRONT-WARNING UNIT----- 2-F15
 GLASS, WINDSHIELD----- 3-M5
 GRILLE(C), VENTILATOR----- 2-C16
 GRILLE(L), DEF. NOZZLE----- 2-H15
 GRILLE(L), FENDER----- 2-G12
 GRILLE(L), SPEAKER----- 3-L3
 GRILLE(R), DEF. NOZZLE----- 2-H15
 GRILLE(R), FENDER----- 2-G12
 GRILLE(R), SPEAKER----- 3-K3
 GRILLE, COWL----- 2-F12
 GRILLE, EXTRACT.-T.S. TRIM----- 2-N9
 GRILLE, SPEAKER----- 2-G15
 GRIP, FRT ASSIST----- 3-L3
 GROMMET----- 2-H10
 GROMMET, ACTUATOR----- 2-K10
 GROMMET, REAR COOLER----- 2-M13
 GROMMET, REAR FLOOR----- 3-C4
 GROMMET, SCREW----- 3-C6
 GROMMET, SCUFF PLATE----- 3-D3
 GROMMET, SIDE GARNISH----- 3-D3
 GROMMET, UNIT-COOLING----- 3-D3
 GROMMET, WASH-TANK----- 3-D3
 GUARD(L), MUD----- 2-M12
 GUARD(R), MUD----- 2-M12
 GUIDE(L), REAR----- 3-D6
 GUIDE(R), REAR----- 3-C6
 GUIDE, AIR----- 2-E10
 GUIDE, CHANGE----- 1-H7
 GUIDE, PARKING ROD----- 1-J11
 GUIDE, A'(L), GLASS----- 3-E3
 GUIDE, A'(R), GLASS----- 3-E3
 GUIDE, B'(L), GLASS----- 3-E3
 GUIDE, B'(R), GLASS----- 3-E3
 GUSSET(L), RR PILLAR----- 2-F13
 GUSSET(L), SIDE SILL OUTER----- 2-E13
 GUSSET(R), SIDE SILL OUTER----- 2-E13

 * * * * *

GROMMET, SCREW----- 3-D11
 GROMMET, SCREW-R. COMB----- 2-I11
 GROMMET, SCUFF PLATE----- 3-K9
 GROMMET, SIDE GARNISH----- 2-I11
 GROMMET, UNIT-COOLING----- 3-K4
 GROMMET, WASH-TANK----- 3-M8
 GUARD(L), MUD----- 2-M12
 GUARD(R), MUD----- 2-M12
 GUIDE(L), REAR----- 3-D6
 GUIDE(R), REAR----- 3-C6
 GUIDE, AIR----- 2-E10
 GUIDE, CHANGE----- 1-H7
 GUIDE, PARKING ROD----- 1-J11
 GUIDE, A'(L), GLASS----- 3-E3
 GUIDE, A'(R), GLASS----- 3-E3
 GUIDE, B'(L), GLASS----- 3-E3
 GUIDE, B'(R), GLASS----- 3-E3
 GUSSET(L), RR PILLAR----- 2-F13
 GUSSET(L), SIDE SILL OUTER----- 2-E13
 GUSSET(R), SIDE SILL OUTER----- 2-E13

 * * * * *

 HANDLE(L), INNER----- 3-I3
 HANDLE(L), OUT----- 3-I3
 HANDLE(R), INNER----- 3-H3
 HANDLE(R), OUT----- 3-I3
 HANDLE, JACK----- 2-I5
 HANDLE, SLIDING ROOF----- 3-D6
 HANGER----- 2-E6
 HANGER, ENGINE----- 1-H3
 HANGER, ENGINE-REAR----- 1-H3
 HANGER, SILENCER----- 2-E6
 HANGER, STRAP----- 3-L5
 HARNESS----- 2-K4
 HARNESS NO. 2, REAR----- 3-D8
 HARNESS NO. 3, REAR----- 3-D8
 HARNESS, BLOWER UNIT----- 3-H4
 HARNESS, COOLING UNIT----- 3-H5
 HARNESS, DASHBOARD----- 3-I8
 HARNESS, DOOR-DRIVER SIDE----- 3-J8
 HARNESS, DOOR-PASSENGER SI----- 3-J8
 HARNESS, ENGINE----- 3-G8
 HARNESS, FRONT----- 3-D8
 HARNESS, INST----- 3-H8
 HARNESS, INSTRUMENT----- 3-H8
 HARNESS, INT. LAMP----- 3-E8
 HARNESS, LOGICAL CONTROL----- 3-I8
 HARNESS, REAR----- 3-D8
 HARNESS, SLIDING ROOF----- 3-D6
 HEAD, CYL.-COMPRESSOR----- 3-D5
 HEADER, FRONT----- 2-I13
 HEADER, REAR----- 2-I13
 HEATER UNIT----- 3-E4
 HINGE----- 2-N12
 HINGE(L), BONNET----- 2-H12
 HINGE(L), DOOR-LOWER----- 3-D3
 HINGE(L), DOOR-UPPER----- 3-D3
 HINGE(L), LID-LAMP----- 2-D11
 HINGE(R), BONNET----- 2-H12
 HINGE(R), DOOR-LOWER----- 3-D3
 HINGE(R), DOOR-UPPER----- 3-D3
 HINGE(R), LID-LAMP----- 2-D11
 HINGE, GLASS HATCH----- 3-K5
 HOLDER SET, THROTTLE BODY----- 1-C5
 HOLDER, BONNET STAY----- 2-H12
 HOLDER, BONNET STAY-SHROUD----- 2-H12
 HOLDER, BRUSH----- 1-N8
 HOLDER, CLUTCH----- 2-J6

HOLDER, JACK HANDLE----- 1-H9
 HOLDER, NO. PLATE----- 2-I5
 HOLDER, P. B. VALVE----- 2-E10
 HOLDER, PIPE----- 2-C7
 HOLDER, PIPE-FRT BRAKE(L)----- 2-L7
 HOLDER, PLATE----- 2-G7
 HOLDER, SPINDLE----- 1-H7
 HOLDER, B'1 PIPE----- 2-C8
 HOLDER, C'1 PIPE----- 2-C8
 HOLDER, E'1 PIPE-FUEL----- 2-C8
 HOLDER, F'1 PIPE----- 2-C8
 HOLDER, G'1 PIPE----- 2-C8
 HOLDER, J'1 PIPE----- 2-C8
 HOLDER, K'1 PIPE-FUEL----- 2-C8
 HOOD, METER----- 2-D15
 HOOK(L), TIE DOWN----- 2-L13
 HOOK(L), TIE DOWN-FRONT----- 2-M12
 HOOK(R), TIE DOWN----- 2-L13
 HOOK(R), TIE DOWN-FRONT----- 2-M12
 HORN, HIGH TONE----- 3-E7
 HORN, LOW TONE----- 3-E7
 HOSE----- 1-E6
 HOSE NO. 1, WATER----- 1-H9
 HOSE NO. 2, WATER----- 1-I4
 HOSE NO. 3, WATER----- 1-N5
 HOSE NO. 4, WATER----- 2-C7
 HOSE, AIR----- 2-H8
 HOSE, BREATHER----- 3-C4
 HOSE, CLUTCH FLEXIBLE----- 3-C4
 HOSE, DRAIN----- 3-C4
 HOSE, DRAIN-REAR----- 3-C4
 HOSE, DRAIN-SUN ROOF FRONT----- 3-F6
 HOSE, EVAPORATION----- 3-E6
 HOSE, FLEXIBLE----- 1-I4
 HOSE, FLEXIBLE-HIGH----- 2-K7
 HOSE, FLEXIBLE-LOW----- 3-J4
 HOSE, FUEL----- 3-M4
 HOSE, FUEL MAIN----- 3-J4
 HOSE, FUEL MAIN PIPE----- 3-M4
 HOSE, FUEL-SEPARATOR----- 1-I4
 HOSE, JOINT-FILLER PIPE----- 2-F8
 HOSE, OIL----- 2-G8
 HOSE, PRESSURE----- 2-N6
 HOSE, RESERVE----- 2-N6
 HOSE, RETURN----- 2-K4
 HOSE, SIDE-DEMISTER----- 2-C16
 HOSE, SUB TANK----- 1-L6
 HOSE, VACUUM----- 1-I5
 HOSE, VENTILATION----- 2-H7
 HOSE, WATER----- 2-I7
 HOSE, WATER SUB TANK----- 1-I4
 HOSE, WATER-T/C WATER-PIPE----- 1-I5
 HOSE, WATER-TURBOCHARGER----- 1-E4
 HOUSING SET, BRG WATER PUM----- 1-K6
 HOUSING(L), BACK UP LAMP----- 2-K11

HOUSING(L), FOG LAMP----- 2-F11
 HOUSING(R), BACK UP LAMP----- 2-K11
 HOUSING(R), FOG LAMP----- 2-F11
 HOUSING, AIR CLEANER----- 1-L4
 HOUSING, CLUTCH----- 1-C7
 HOUSING, CONVERTER----- 1-E9
 HOUSING, EXTENSION----- 2-L7
 HOUSING, FRONT----- 1-I9
 HOUSING, GEAR----- 1-O3
 HOUSING, INTERMEDIATE----- 2-E4
 HOUSING, REAR----- 1-E3
 HOUSING, ROTOR-FRONT----- 1-D3
 HOUSING, ROTOR-REAR----- 1-D3
 HOUSING, WAX----- 1-C5
 HUB----- 1-F11
 HUB SET, CLUTCH-O.T. & REV----- 1-M7
 HUB SET, CLUTCH-1ST & 2ND----- 1-K7
 HUB SET, CLUTCH-3RD & 4TH----- 1-J7
 HUB(L), SUPPORT----- 2-E3
 HUB(R), SUPPORT----- 2-E3
 HUB, CLUTCH----- 1-N7
 HUB, FORWARD CLUTCH----- 1-M2
 HYDRAULIC UNIT, A B S----- 2-N7

 * * * * *

 I----- 1-N5

 IGNITER, IG. COIL-TRALING----- 1-G8
 INDICATOR----- 2-I8
 INDICATOR, ECONOMY-METER----- 2-E15
 INDICATOR, LEVEL----- 2-H7
 INJECTION, FUEL-M.P. ELECT----- 1-J4
 INSULATOR----- 1-D4
 INSULATOR(L), COWL SIDE----- 1-M4
 INSULATOR(L), F. FLOOR----- 2-C14
 INSULATOR(L), F. FLOOR----- 2-F6
 INSULATOR(L), F. FLOOR----- 3-J5
 INSULATOR(L), F. FLOOR----- 3-E10
 INSULATOR(L), F. FLOOR----- 3-E10
 INSULATOR(L), F. FLOOR----- 3-E10
 INSULATOR, BONNET----- 2-I12
 INSULATOR, BOOT----- 2-M15
 INSULATOR, CONVERTER----- 2-E6
 INSULATOR, DASHBOARD----- 3-D10
 INSULATOR, EX. MANIFOLD----- 3-E10
 INSULATOR, EXH. MANIFOLD----- 1-C4
 INSULATOR, FRONT----- 1-E4
 INSULATOR, FUEL DIST----- 2-C14
 INSULATOR, HEAT----- 1-E4
 INSULATOR, HEAT-FRONT----- 2-C14
 INSULATOR, INJECTION----- 1-K4
 INSULATOR, MASTER VAC----- 2-D8
 INSULATOR, ROD-ANTENNA----- 3-J7
 INSULATOR, ROOF----- 3-H9
 INSULATOR, SUB----- 1-C4
 INSULATOR, SUB----- 1-E4

 * * * * *

 J----- 1-I6

 JACK----- 2-I5
 JOINT SET, BALL----- 2-J4
 JOINT SET, INNER----- 2-D3
 JOINT SET, OUTER----- 2-D3
 JOINT(L), STRUT BAR----- 2-N12
 JOINT, BACK WINDOW MOULD----- 2-J10
 JOINT, BALL----- 2-J4
 JOINT, DRAIN HOSE-REAR----- 3-F6
 JOINT, FUEL PIPE----- 3-E6
 JOINT, HOSE----- 2-L7
 JOINT, HOSE----- 3-E9
 JOINT, PIPE----- 3-L8
 JOINT, PIPE----- 1-E3
 JOINT, PIPE----- 2-H6

ALPHABETICAL INDEX WWW ENGLISH WWW

UNIT(L) HEAD LAMP-----	2-M10	UNIT,DIAGNOSIS-AIR BAG---	5-C7	WASHER, SLEEVE-REAR BRAKE--	2-C5
UNIT(R) HEAD LAMP-----	2-M10	UNIT, DOOR LOCK & TIMER---	5-D7	WASHER, SPEAKER-----	5-J7
UNIT, A. C. CONTROL-----	5-C7	UNIT, DRIVE-----	5-D6	WASHER, SPRING-----	2-G3
UNIT, CENTRAL PROCESSING---	5-M5	UNIT, FOG LAMP-----	2-F11	WASHER, STOP-----	2-H4
UNIT, COOLING-----	5-I5	UNIT, HEAT GAUGE-----	5-I6	WASHER, THRUST-----	1-E9
UNIT, DIAGNOSIS-AIR BAG---	5-C7	*****		1-I11	
UNIT, DOOR LOCK & TIMER---	5-D7	* U *		1-K3	
UNIT, DRIVE-----	5-D6	*****		1-K7	
UNIT, FOG LAMP-----	2-F11	* V *		1-L7	
UNIT, HEAT GAUGE-----	5-I6	*****		1-N7	
VACUUM POWER ASSIST-----	2-I7			1-N7	
VALVE-----	1-H10			1-M7	
VALVE, ACCUMULATOR-----	1-D10	WASHER, THRUST LOCK-OVER T	1-N7	WASHER, THRUSTR-REVERSE IDL	1-M7
VALVE, AIR-----	1-H5	WASHER, THRUST-REVERSE IDL	1-M7	WASHER, TOOTHED-----	5-D9
VALVE, AIR BYPASS-----	1-H4	WASHER, TRUST-----	1-L10	WASHER, TRUST-----	1-L10
VALVE, AIR CONTROL-----	1-H4	WASHER, WAVE-CHANGE CONT.C	1-E8	WAX, THERMO-----	1-E8
VALVE, CHECK-----	1-E5	WAX, THERMO-----	1-E8	WEATHERSTRIP(L), DOOR-----	5-F3
VALVE, CONTROL-----	1-D10	WEATHERSTRIP(L), DOOR-----	5-F3	WEATHERSTRIP(L), DOOR-LOW.	5-F3
VALVE, CONVR RELIEF-----	1-H10	WEATHERSTRIP(L), DOOR-LOW.	5-F3	WEATHERSTRIP(L), INN.-----	5-K3
VALVE, DUTY SOLENOID-----	1-N3	WEATHERSTRIP(L), INN.-----	5-K3	WEATHERSTRIP(R), DOOR-----	5-F3
VALVE, E. G. R.-----	1-K5	WEATHERSTRIP(R), DOOR-----	5-F3	WEATHERSTRIP(R), DOOR-LOW.	5-F3
VALVE, EXPANSION-----	3-H5	WEATHERSTRIP(R), DOOR-LOW.	5-F3	WEATHERSTRIP(R), INN.-----	5-K3
VALVE, EXTRACT CHAMBER---	2-G12	WEATHERSTRIP(R), INN.-----	5-K3	WEATHERSTRIP, BONNET-REAR--	2-I12
VALVE, FUEL VAPOR-----	2-N6	WEATHERSTRIP, BONNET-REAR--	2-I12	WEATHERSTRIP, S/ROOF-----	5-E6
VALVE, IDLE AIR CONTROL---	1-M5	WEATHERSTRIP, S/ROOF-----	5-E6	WEDGE, LIFTGATE-----	5-K5
VALVE, LOCK UP CONTROL---	1-J10	WEDGE, LIFTGATE-----	5-K5	WEIGHT, BALANCE-----	1-K3
VALVE, MANUAL-----	1-D10	WEIGHT, BALANCE-----	1-K3	WEIGHT, COUNTER-----	1-K3
VALVE, MODIFIER-----	1-D10	WEIGHT, COUNTER-----	1-K3	WEIGHT, DISC WHEEL-ALUMI---	2-H5
VALVE, NON RETURN-----	2-M6	WEIGHT, DISC WHEEL-ALUMI---	2-H5	WELT(L), SEAMING-----	5-G3
VALVE, ORIFICE CHECK-----	1-D10	WELT(L), SEAMING-----	5-G3	WELT(R), SEAMING-----	5-F3
VALVE, P. B.-----	2-D8	WELT(R), SEAMING-----	5-F3	WELT, SEAMING-----	5-C6
VALVE, P. C. V.-----	1-J5	WELT, SEAMING-----	5-C6	WHEEL, DISC-ALUMI.-----	2-I5
VALVE, RELIEF-----	3-D5	WHEEL, DISC-ALUMI.-----	2-I5	WHEEL, FLY-----	1-J3
VALVE, SHIFT-----	1-G10	WHEEL, FLY-----	1-J3	WHEEL, SPROCKET-----	1-C6
VALVE, SOL.-AIR BLEED EXTE	1-H10	WHEEL, SPROCKET-----	1-C6	WIRE-----	2-I5
VALVE, SOLENOID-----	1-F5	WIRE-----	2-I5	WIRE, A. C. C.-----	5-F7
VALVE, SOLENOID-A. C. VALVE	1-J5	WIRE, A. C. C.-----	5-F7	WIRE, EARTH-----	5-G8
VALVE, SPOOL-----	1-E5	WIRE, EARTH-----	5-G8	WIRE, EARTH-FILLER PIPE---	2-M6
VALVE, ST. GEAR-----	1-I10	WIRE, EARTH-FILLER PIPE---	2-M6	WIRE, EARTH-HYD. UNIT-----	2-C8
VALVE, 3RD LOCK UP-----	2-J4	WIRE, EARTH-HYD. UNIT-----	2-C8	WIRE, EARTH-REAR DEFFOGER--	3-D8
VALVE, JWAY-----	1-I10	WIRE, EARTH-REAR DEFFOGER--	3-D8	WIRE, RELEASE-----	2-H16
*****		WIRE, RELEASE-----	2-H16	WIRE, RELEASE-BONNET-----	2-H12
* W *		WIRING, ENGINE-----	5-F8	WIRING, FLOOR-----	3-J8
*****		WIRING, FLOOR-----	3-J8	WRENCH, HUB NUT-----	3-G10
		WRENCH, HUB NUT-----	3-G10	WTHSTP, LIFT GATE-----	3-L5
		WTHSTP, LIFT GATE-----	3-L5	WTHSTP(L), GLASS-F. DOOR---	3-F3
		WTHSTP(L), GLASS-F. DOOR---	3-F3	WTHSTP(R), GLASS-F. DOOR---	3-F3
		WTHSTP(R), GLASS-F. DOOR---	3-F3		

		* Y *			

WALL(L), SIDE-----	2-L15	YOKE-----	1-L8		
WALL(R), SIDE-----	2-L15	YOKE SET, SUPPORT-ST. GEAR	2-I4		
WARNING, HEAT-----	2-K15				
WASHER-----	1-E10				
	2-C11				
	2-F6				
	2-H16				
	2-I4				
	2-I8				
	2-J3				
	5-D9				

MODEL IDENTIFICATION

This parts catalog has been compiled to cover the following models.

(1/1)

Model No.	Specifications of vehicles																				VIN (Chassis No.)						
	Basic spec.	Eng line	Turbo	T/mission	Speed		Body	Roof	Suspension	Diff.	Brake	Air bag	Production period	Model year	California & Federal			Guam & Saipan									
	U.S.A.	RE 13B	Turbo	Manual Transmission	Automatic Transmission	4 speed	5 speed	Coupe	W/O sun roof	Sun roof	Normal suspension	Hard suspension	Limited slip diff.	A. lock brake	Air bag	From	To	1993	Production for California & Federal	Grade		Production for Guam & Saipan	Grade				
	(US)	(13)	(TR)	(MT)	(AT)	(4S)	(5S)	(CP)	W/O SR	(SR)	(NS)	(HS)	(LS)	(AL)	(AB)	Dec '91	Aug '93	→	Yes	BS		(R1)	(TR)	Yes	BS	(R1)	(TR)
FD01	US	13	TR	MT		5S	CP	W/O SR		SR	NS		LS	AL	AB	Dec '91	Aug '93	→	Yes	BS			Yes	BS			FD3+++ - 200001-300000
FD02	US	13	TR		AT	4S	CP	W/O SR			NS		LS	AL	AB	Dec '91	Aug '93	→	Yes	BS			Yes	BS			FD3+++ - 200001-300000
FD03	US	13	TR	MT		5S	CP	W/O SR			HS		LS	AL	AB	Dec '91	Aug '93	→	Yes		R1		Yes		R1		FD3+++ - 200001-300000
FD04	US	13	TR	MT		5S	CP		SR		NS		LS	AL	AB	Dec '91	Aug '93	→	Yes			TR	Yes			TR	FD3+++ - 200001-300000
FD05	US	13	TR		AT	4S	CP		SR		NS		LS	AL	AB	Dec '91	Aug '93	→	Yes			TR	Yes			TR	FD3+++ - 200001-300000

BODY PAINTS AND INTERIOR COLORS

THIS LIST SHOWS COMBINATION OF BODY PAINT AND INTERIOR COLOR. USING THIS LIST YOU WILL BE ABLE TO FIND OUT NECESSARY COLOR CODE OF PART YOU NEED IN THE TEXT.

BODY PAINT		INTERIOR COLOR CODE		
NAME	CODE			
Competition yellow	J9	F E 2		
Montego blue metallic	M8	F E 2	F E 3	
Vintage red hiref cort	NT	F E 2	F E 3	
Vintage red	NU	F E 2	F E 3	
Brilliant black hiref cort	PX	F E 2	F E 3	F E 4
Brilliant black	PZ	F E 2	F E 3	F E 4
Crystal white	UC	F E 2	F E 3	F E 4
Montego blue mica hiref cort	2A	F E 2	F E 3	
Silver stone metallic	3L	F E 2		F E 4
Silver stone metallic hiref cort	4G	F E 2		F E 4

NOTE
COLORS OF INTERIOR CODES
ARE AS FOLLOWS.

FE2	Black
FE3	Tan
FE4	Red

COMPLETE ASSEMBLY PARTS NUMBERS

Engine

Specifications of vehicles		Parts number
T/mission	Suspension	
Manual T/mission	Normal	N3A5 - 02 - 000
	Hard	N3A1 - 02 - 000
Automatic T/mission	※	N3A2 - 02 - 000

Cabin

(1/1)

Specifications of vehicles		Parts number
Roof	Suspension	
W/O sun roof	Normal	FD01 - 07 - 000
	Hard	FD03 - 07 - 000
Sun roof	※	FD04 - 07 - 000

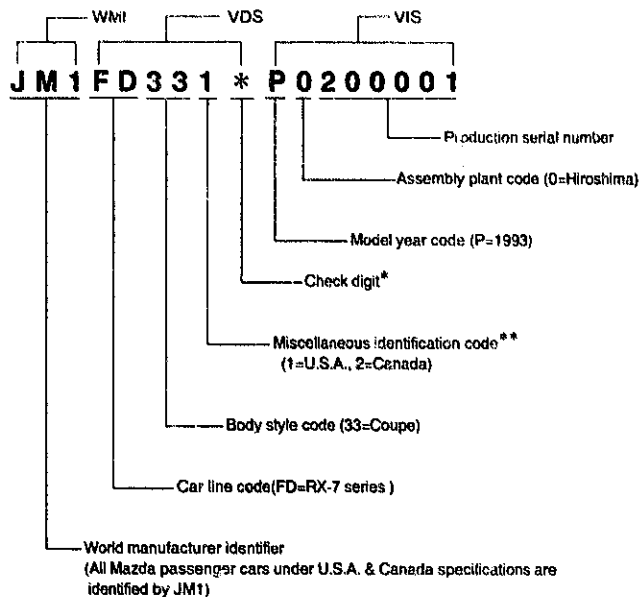
T/mission

Specifications of vehicles	Parts number
T/mission	
Manual T/mission	R564 - 03 - 000
Automatic T/mission	BV65 - 19 - 090G

The ※ mark in the above chart does not affect on part number selection.
Complete assemblies are available and manufactured in accordance with current production specifications only.

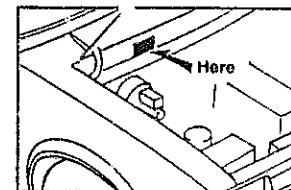
VEHICLE IDENTIFICATION SYSTEM FOR RX-7 SERIES (1993)

VIN (= Vehicle Identification Number) for RX-7series (1993 Year Model) consists of WMI(= World Manufacturer Identifier), VDS(= Vehicle Description Section) and VIS(= Vehicle Identification Section). VDS consisting of six alphanumeric characters denotes the "MODEL SERIES". VIS consisting of eight alphanumeric characters denotes the serial unit number of vehicle and is sequentially numbered within each VDS.



LOCATION OF VIN PLATE

The plate is attached to the top ledge of the dash panel under the bonnet(engine hood), refer to the illustration shown right.



* Check digit is included as a VIN security feature to permit law enforcement verification of the authenticity of a suspected illegal VIN plate. This single digit number is determined, based upon a complex mathematical formula which is applied to each vehicle's VIN number.

** Miscellaneous Identification Code identifies major components such as engine, brake system, cab type, etc.

(Note)

If the VIN(Chassis) reference number in the PCM(Parts Catalog Microfiche) appeared as:

FD3 *** - 200001

...the vehicle's VIN would be e.g. JM1FD331*P0200001.

ABBREVIATIONS

The following abbreviations are used throughout Mazda Microfiche parts catalog: in the illustration, text, section number index, alphabetical index.

Abbreviation	Definition	Abbreviation	Definition	Abbreviation	Definition	Abbreviation	Definition	Abbreviation	Definition	Abbreviation	Definition
1ST	First	B.S.V.	Bleed Solenoid Valve	DIFF.	Differential	H	Head	L/EM	Loss Emission Controls	P	Panel
2ND	Second	BTHR	Breather	DISC/B	Disc Brake	HARN.	Harness	L.H.D.	Left Hand Drive	(P)	Primary
2D.	2-Door	BUMP.	Bumper	DIST	Distributor	H.A.C.	High Altitude Compensator	LH SIDE	Left Hand Side	PARK or PARKG	Parking
2-SEAT	2-Seater	BURG.	Burglar	DMPR	Dumper	H.A.COMPENSATOR	High Altitude Compensator	LKOUT	Lockout	PASS.	Passenger
3D.	3-Door	BY A.C.V.	Bypass Air Control Valve	DOHC	Double Overhead Camshaft	H.B.	Hatchback	L.NOSE	Long Nose	P.B.	Proportioning Brake
3RD	Third	[C]	Center	D.P.	Dual Proportioning	H.B. RE	Hatchback Release	LNVGT. CPU	Loss Navigation Computer	P.C.V.	Positive Crankcase Ventilation
3-SP	3-Speed	C. or (C)	Center	DRUM/S	Drum Brake	HC-AT	Hydro Control Automatic T/Mission	LO	Low	PHILPNS	Philippines
4D.	4-Door	CALIF.	California	D/TIRE or D.TIRE	Double Tire (-Dual Tire)	H.DUTY	Heavy Duty	L.S. VALVE	Load Sensing Valve	PILR	Pillar
4-SP or 4 SPD	4-Speed	C/AREA	Cold Area	D.T. TOP	Detachable Top	HEAT	Heater	L/PARTITION	Less Partition	PIV	Pivot
4.5-SP	4-Speed 5-Speed	CAN.	Canada	DRUMP.	Dump Truck	HEA. or HEAT.	Head Injury Criteria	L.P.G.	L.P. Gas (=Liquefied Petroleum Gas)	PKG.	Package
4TH	Fourth	CARB.	Carburetor	DX.	Deluxe	HL -	High -	L.S.D or L.S. DIFF	Less Slip Differential	PNEUMA.	Pneumatic
5D	5-Door	CAT	Catalyst	D. YLW	Dark Yellow	HIAI T	High Altitude	L.T.	...Liter(s) Tank	PNL	Panel
5-LINK	5-Link Suspension	C.DISC	Compact Disc	ECE	Economic Commission for Europe (Gasoline Engine)	H.I.C.	Head Injury Criteria	L/TAILGATE	Less Tailgate	PNT	Point
5-SP or 5-SPD	5-Speed	CE	Conventional Engine	ECON.	Economy	HIGHT	High-Tension	LVR	Lever	POS.	Position
10TH-ANNIV	10th Anniversary	C.U.R.	Constant Gear Ratio	E.C.P.S. SYS	Electric Control Power Steering System	H.L or H.L. or HLAMP	Head Lamp	LWR	Lower	POSIT.	Positive
[A]	.Amps	CH	Coach	E.G.R.	Exhaust Gas Recirculation	H.KONG	Hong Kong	LRG.	Large	POW. WINDOW	Power Window
A.A.S. or A.A. SUSP	Automatic Adjustment Suspension	CHG	Change	ELECT	Electric	HNGR	Hanger	LX-P	LX with Performance Package	P.P.	Polypropylene (Plastics)
ABS.	Absorber	CHMBR	Chamber	ENEGY or ENGY	Energy	HP	...Horsepower(s)	[M]	...Meter(s)	PRESS	Pressure
A.B.S.	Anti lock Brake System	CHK	Check	ENG.	Engine	H.P.R.	High Penetration Resisted	M	Master Cylinder	PROTN	Protection
A.B.S.V.	Air Bleed Solenoid Valve	CLG.	Cooling	EOLZR	Equalizer	HT, HET or HTOP	Housing	MA. CYL	Maintain or Maintenance	PROTR	Protector
A.C.	Air Conditioner	CLNR	Cleaner	EQUIP.	Equipment	HWI	Handtop	MAINT.	Maintain or Maintenance	PORTGL	Portugal
A.C.C.	Automatic Cruise Controls	CLTR	Cigarette Lighter	EX.	Exhaust	[I]	Inner	MAP	Manifold Absolute Pressure	P.S.	Power Steering
ACCEL.	Accelerator	CLU	Clutch	EXT.	Extension	ID	Inner Diameter	M.A. SUSP	Multi-Adjustable Suspension	P.SOUND	Premium Sound
ACTR	Actuator	CM	...Centimeter (s)	EXTRACT.	Extractor	IG or IGH.	Ignition	M.EAST	Middle East	PSTN	Postion
A.C.V	Air Control Valve	C.MEMBER	Crossmember	(F)	F...Z-	IL	Island	M.F	Maintenance Free	PTC	Positive Temperature Coefficient
ADJ.	Adjuster or Adjustable or Adjusting	CNTNR	Container	F.-	...feet (.Foot)	ILLUM.	Illumination	M. EAST	Middle East	P.T.O.	Power Take Off
ADJ.SUSP	Adjustable Suspension	COBIB	Combination	F.F	Federal	IN	Inlet	M.F	Mirror	PU	Pickup
AIR P.	Air Pipe	COMP.	Compass	FED.	Finisher	IND.	Indicator	M.:	Mirrored	PW or P. WINDOW	Power Window
AIR CON	Air Conditioner	COMPR	Compressor	FINS	Fuel Injection Pump	INH.	Inhibitor	ML	Mainland	PWRGT LIF. R	Power Gate Lifter
ALTR	Alternator	COMPS.	Compressor	F.I.P.	Fuel Injection Pump	INJ.	Injection	MLD. or MLDG.	Moulding	PWT	Powertrain
ALUMI.	Aluminum	CONDNR	Condenser	FLEX	Flexible	INN.	Inner	MM	...Millimeter(s)	[Q]	Quarter
AMP.	Amplifier	CONN.	Connector or Connecting	F.MIXER	Fuel Injection Mixer	INS.	Insulation	M.P.	Millipoint	QTR.	Quarter
ANALOG	Analogue	CONS.	Console	FX.	Fixing	INST.	Inspection	MPX	Multiplex	QTY	Quantity
ANNIV.	10th Anniversary	CONT.	Control	F.FLID	Filler Lid	INT.	Instrument	MRN	Maroon	[R]	Final Gear Ratio
ANT	Antenna	CONV.	Conventional	F.FLIDCK	Full Logic Deck	INT. COOLER	Interior	MT	Mounting	R	Right
ARG	Argent	CONVR	Converter	F.FOLD.	Folding	INTERMIT. or INTERMIT.	Intermittent	MTG.	Mounting	R or (R)	Right
A.S. ABSORBER	Adjust Shock Absorber	COVR	Cover	F.FOLD.	Folding	I.R.S. or LR. SUSP	Independent Rear Suspension	[N]	Number of Teeth	RAD.	Radiator
ASH	Ashtray	CPE	Coupled	F.FULL	Fully Controlled	I.S.C.	Idle Speed Control	N	Narrow	RE	Rotary Engine
ASSY	Assembly	CPT.	Complete Assembly	F.FULL CCLN.	Fully Controlled	IS.	Idle Speed Control	N.C.	Normal Close	RECIPRO	Reciprocating Engine (=Conventional Engine)
AT	Automatic Transmission	CPU	Computer	[G]	...Gram(s)	I.S.C.	Idle Speed Control	N.O.	Normal Open	REFRIGER.	Refrigerator Van
ATT	Attachment	C.P.UNIT	Central Processing Unit	[H]	...Hectogram(s)	I.S.C.	Idle Speed Control	NO.	Number	REC. or REGU.	Regular
AUS	Austria	CRK	Crank	[I]	...Kilogram(s)	I.VRY	Intermittent	NON-SP	Non-Special Equipment	REG. GAS	Regular Gasoline
AUST.	Australia	CRUST	Crusher	[K]	...Kilometer(s)	[K]	Kilogram	NON-TILT	Non-Tilting	REGUL.	Regulator
AUTO.	Automatic	C/SHIFT	Column Shift	[L]	...Kilowatt(s)	[L]	Left	NOR	Normal	REL	Release
[B]	Balance	CUSH.	Cushion	[M]	...Meter(s)	[M]	Master Cylinder	NOZ.	Nozzle	REM. CON.	Remote Controlled
BAL.	Ball	CYL	Cylinder	[N]	...Newt(s)	[N]	Navigation Computer	N.S.W.	New South Wales (Aust.)	RET	Return
BAT	Battery	[D]	Door	[O]	...Ounce(s)	[O]	Outer	NVGT. CPU	Navigation Computer	RETRAC.	Retractable
B.COLOR	Body Color	D. or DR	Diameter...	[P]	...Pound(s)	[P]	Power Window	N.Z.	New Zealand	REV.	Reverse
B.DOOR	Back Door	D...	D...	[Q]	...Quint(s)	[Q]	Quarter	N.Z.	New Zealand	R.H.D.	Right Hand Drive
BDY	Body	DBI CAB	Double Cab (=Crew Cab)	[R]	...Radian(s)	[R]	Right	N.	Normal	RICO	Radiator
BELT.	Beltline	D. BLUE	Dark Blue	[S]	...Second(s)	[S]	Secondary	NO.	Number	R.H. SIDE	Right Hand Side
BLK	Black	D. BRN	Dark Brown	[T]	...Tonne(s)	[T]	Ton	OD.	Outer Diameter	REINFORC.	Reinforcement
BLU	Blue	DE	Diesel Engine	[U]	...Unit(s)	[U]	Unit	O.FLTR	Oil Filter	R.R	Rear
BLU/GRY	Bluish Gray	DEF.	Defroster	[V]	...Volt(s)	[V]	Volt	O.H.C	Over Head	R or RR	R or RR
BLU. M	Blue Metallic	DEFG	Defogger	[W]	...Watt(s)	[W]	Watt	OHC	Overhead Camshaft	[S]	Side
BLVA	Bolevia	DES	Design	[X]	...X-ray(s)	[X]	X-ray	OIL CONSUMP	Oil Consumption	[S]	Secondary
BRG.	Bearing	DESBST.	Demister	[Y]	...Yard(s)	[Y]	Yard	OP	Optional	[S]	Secondary
BRKT.	Bracket	D. GRAY	Dark Gray	[Z]	...Zett(s)	[Z]	Zett	ORD. BY.	Order By.	[S]	Secondary
BRN.	Brown	DAHP	Diaphragm	[A]	...Ampere(s)	[A]	Ampere	O.S.	Over Size	[S]	Secondary
BRT	Britan (=Great Britain)			[B]	...Billion(s)	[B]	Billion	O.T.	Over Top	[S]	Secondary
				[C]	...Cent(s)	[C]	Cent	OUT.	Outer	[S]	Secondary
				[D]	...Deca(s)	[D]	Deca	[P]	Panel	[S]	Secondary
				[E]	...Deci(s)	[E]	Deci	[P]	Panel	[S]	Secondary
				[F]	...Femto(s)	[F]	Femto	[P]	Panel	[S]	Secondary
				[G]	...Giga(s)	[G]	Giga	[P]	Panel	[S]	Secondary
				[H]	...Hecto(s)	[H]	Hecto	[P]	Panel	[S]	Secondary
				[I]	...Iota(s)	[I]	Iota	[P]	Panel	[S]	Secondary
				[J]	...Jota(s)	[J]	Jota	[P]	Panel	[S]	Secondary
				[K]	...Kilo(s)	[K]	Kilo	[P]	Panel	[S]	Secondary
				[L]	...Litho(s)	[L]	Litho	[P]	Panel	[S]	Secondary
				[M]	...Mega(s)	[M]	Mega	[P]	Panel	[S]	Secondary
				[N]	...Nano(s)	[N]	Nano	[P]	Panel	[S]	Secondary
				[O]	...Octo(s)	[O]	Octo	[P]	Panel	[S]	Secondary
				[P]	...Pico(s)	[P]	Pico	[P]	Panel	[S]	Secondary
				[Q]	...Quilo(s)	[Q]	Quilo	[P]	Panel	[S]	Secondary
				[R]	...Rex(s)	[R]	Rex	[P]	Panel	[S]	Secondary
				[S]	...Sexto(s)	[S]	Sexto	[P]	Panel	[S]	Secondary
				[T]	...Tera(s)	[T]	Tera	[P]	Panel	[S]	Secondary
				[U]	...Yotta(s)	[U]	Yotta	[P]	Panel	[S]	Secondary
				[V]	...Zetta(s)	[V]	Zetta	[P]	Panel	[S]	Secondary
				[W]	...Zetta(s)	[W]	Zetta	[P]	Panel	[S]	Secondary
				[X]	...Zetta(s)	[X]	Zetta	[P]	Panel	[S]	Secondary
				[Y]	...Zetta(s)	[Y]	Zetta	[P]	Panel	[S]	Secondary
				[Z]	...Zetta(s)	[Z]	Zetta	[P]	Panel	[S]	Secondary

Abbreviation	Definition	Abbreviation	Definition	Abbreviation	Definition
SDN	Sedan	U LONG	Ultra Long		
S.DUTY	Standard Duty	UND	Under		
SELECT	Selective Use	UP	Upper		
SEN	Sensor	URETANE	Urethane Rubber		
SERV	Service	U.S	Undersize		
S FORK	Shift Fork	(V)			
SG, SQN or SIG	Signal	V	Volt(s)		
SHFT	Shift	V	Valve		
SHRD	Shroud	VAC	Vacuum		
SHTR	Shutter	V CHAMBER	Vacuum Chamber		
SILV M or SILVER M	Silver Metallic	Vent	Ventilator or Ventilation		
SING	Singapore	V.G.R.	Variable Gear Ratio		
SP.2H	Speaker	VNL	Very!		
SLIN	Sliding	(W)			
S LN	Saloon	W	Watt(s)		
SML	Small	W or WIND	Window		
S. NOSE	Short Nose	W-	Width-		
SOL	Solenoid	W!	With or Use with		
SP	Spand	W/O LOAD SENSING	Without Load Sensing		
SPEC	Specification	VALVE	Valve		
SPEEDO	Speedometer	W/O OIL CONSUMPT	Without Oil Consumption		
SPG	Spring	W/O P T O	Without Power Take-Off		
SPK	Speaker (- Loud-speaker)	WARN	Warning		
SPLR	Spooler	WAS	Washer		
S1	Steering	W/AUTO BELT	With Automatic Shoulder Belt		
STAB	Stabilizer	W/CHASSIS	With Chassis		
STD	Standard	WAT	Water		
S.TIRE or S. TIRE	Single Tire	WGN	Wagon		
STYL	Stylet	WHL	Wheel		
SUB-TRNS	Sub-transmission	WHT	White		
SUN SHLD	Sun Shield	WIND	Window		
SURGT.	Surge Tank	WIP	Wiper		
SUP GAS	Super Gasoline	W/O AUTO BELT	Without Automatic Shoulder Belt		
SUSP	Suspension	W/O.	Without.		
S.V	Solenoid Valve	WOOF	Wooler		
SW	Switch	W PUMP	Water Pump		
S. WASHER	Screen Washer (Windshield Washer)	WSHLD or WINDSHLD	Windshield		
SWD.	Sweden	WSTR or WTHSTP	Weatherstrip		
SYNC	Synchronizer	W/T	With Tube (Tire)		
(T)		(Y)			
.T	Ton(s)	YLW	Yellow		
T..	Thickness-	YLW/GRN	Yellowish Green		
TACH & TACHOM	Tachometer	YLW/WHT	Yellowish White		
T.ADJUST	Time Adjusting	(Z)			
TACHOM TACHOM.	Tachometer	Z TEMP	Zone Temperature		
T.BELT	Timing Belt				
T.CEILING	Top Ceiling				
TEMP.	Temperature				
T/F	Transfer				
TH	Throttle				
THAI	Thailand				
THERM.	Thermostat				
THROT.	Throttle				
T/L	Tubeless				
T.MISSION	Transmission				
TRD CLMT	Tropical Climates				
TRK	Truck				
TRQ. GLIDE	Torque Glide				
T. TOBAGO	Trinidad and Tobago				
TURB	Turbocharge				
TWN	Twin				
(U)					
U.K.	The United Kingdom				